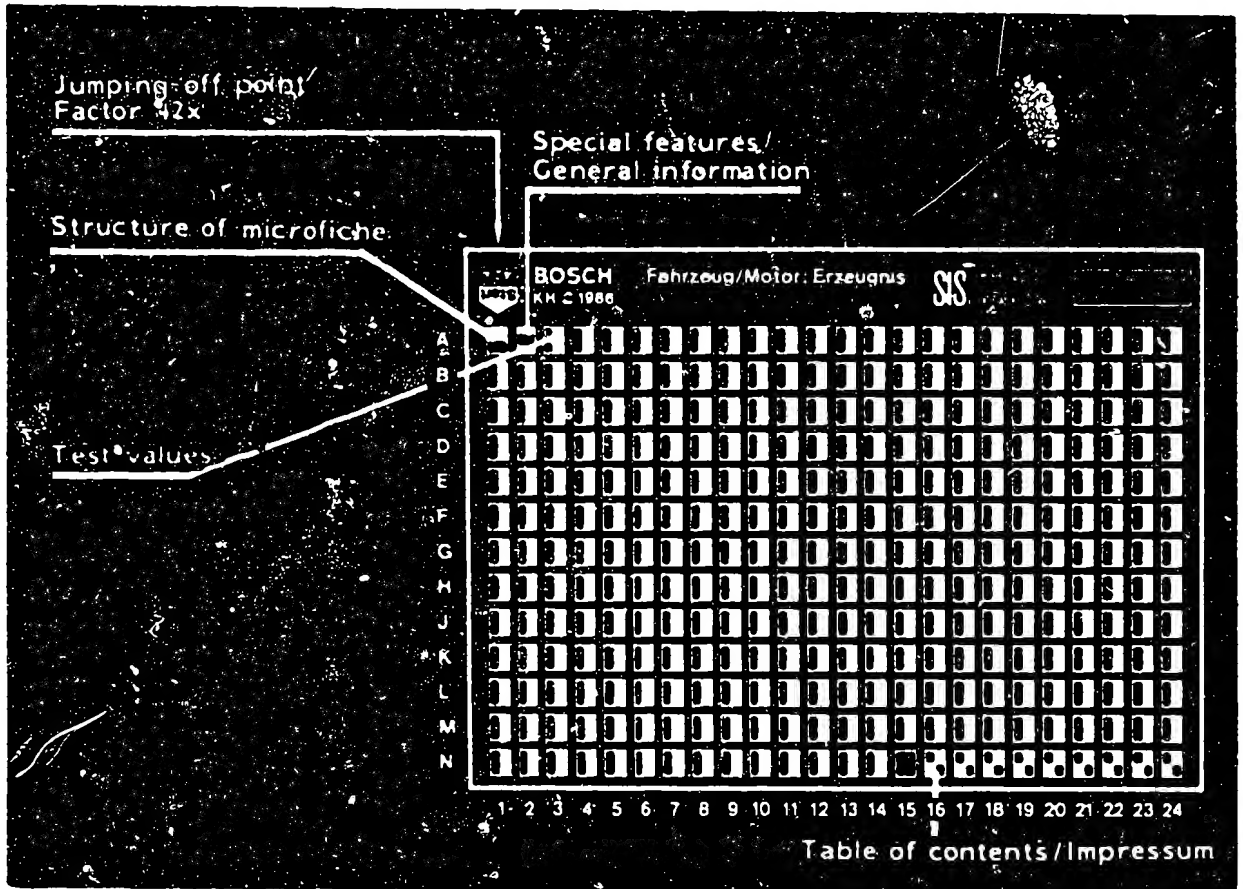


# Structure of microfiche



1. Read from left to right

2. Title of microfiche (appears on each coordinate)

<b>E16</b>	Product/assembly/test step	
	Vehicle/engine	

Coordinate

3. Limits of section



Beginning



Mid-section



End



One-page section

<b>A1</b>	Test specifications	
-----------	---------------------	--

## 1. GENERAL

The test specifications on this Microcard are specially geared to the distributor test bench ZVS 50 (0 683 400 200) and to the ignition-distributor test adapter KDZV 7202. They are not to be used for other tests.

The test specifications for the corresponding ignition distributor can only be determined via the Microcard "List of Test Specifications" W-001/016.

## 2. SPECIAL FEATURES

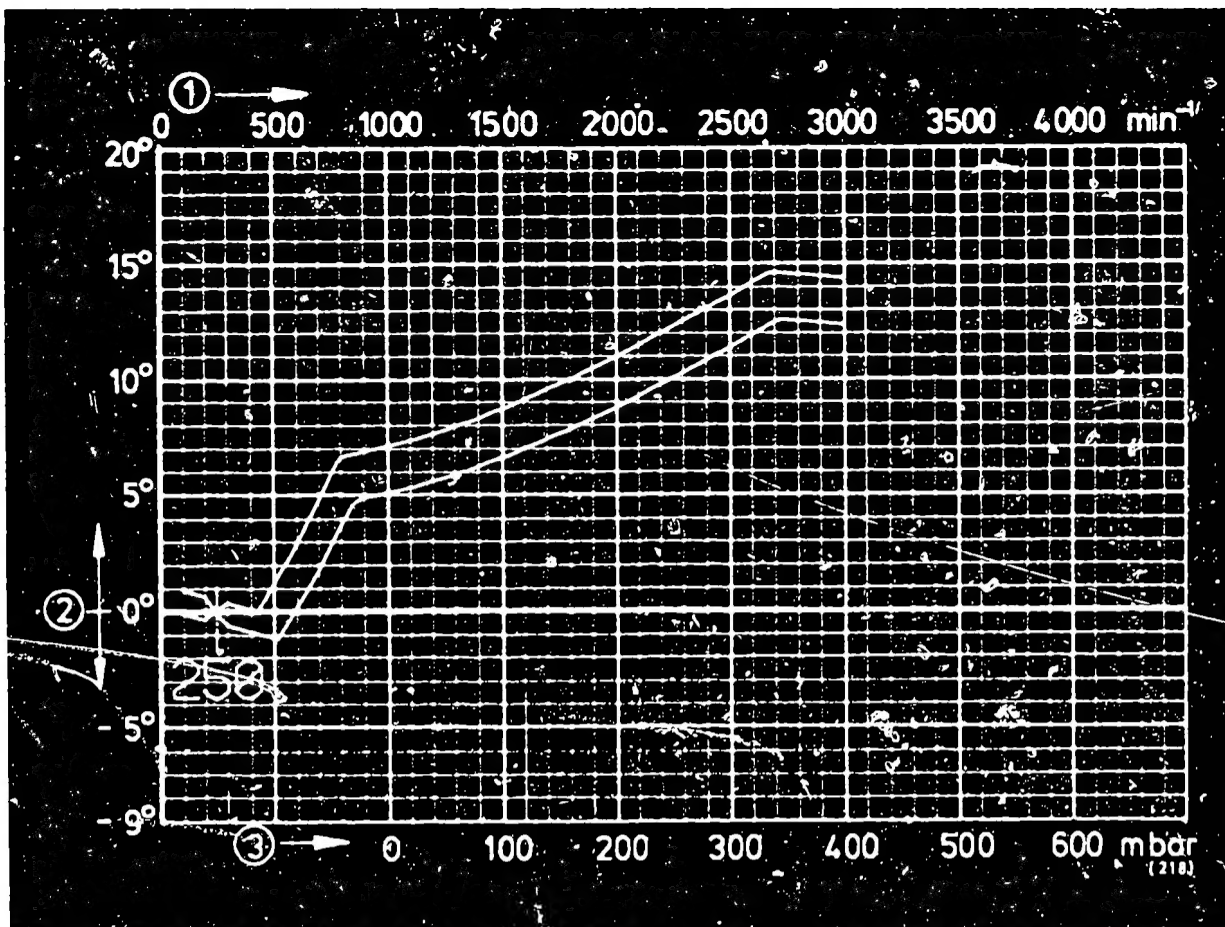
Special clamping flanges and drivers are required for various ignition distributors in order to be able to test them properly (avoidance of damage).

The clamping flange and driver are indicated beneath the test specifications for the ignition distributors concerned.

**A2**

General information  
Ignition distributors 0 237 ..





0 237 001 007

1 = Distributor-shaft speed

2 = Distributor-shaft advance

3 = Negative gauge pressure (vacuum)

Test adapter KDZV 7202

Resistance of magnetic-pulse generator

Air gap min.

Addition to tolerance range

ZV-I

950...1300 Ω

0.25 mm

± 0.5° dist.  
shaft

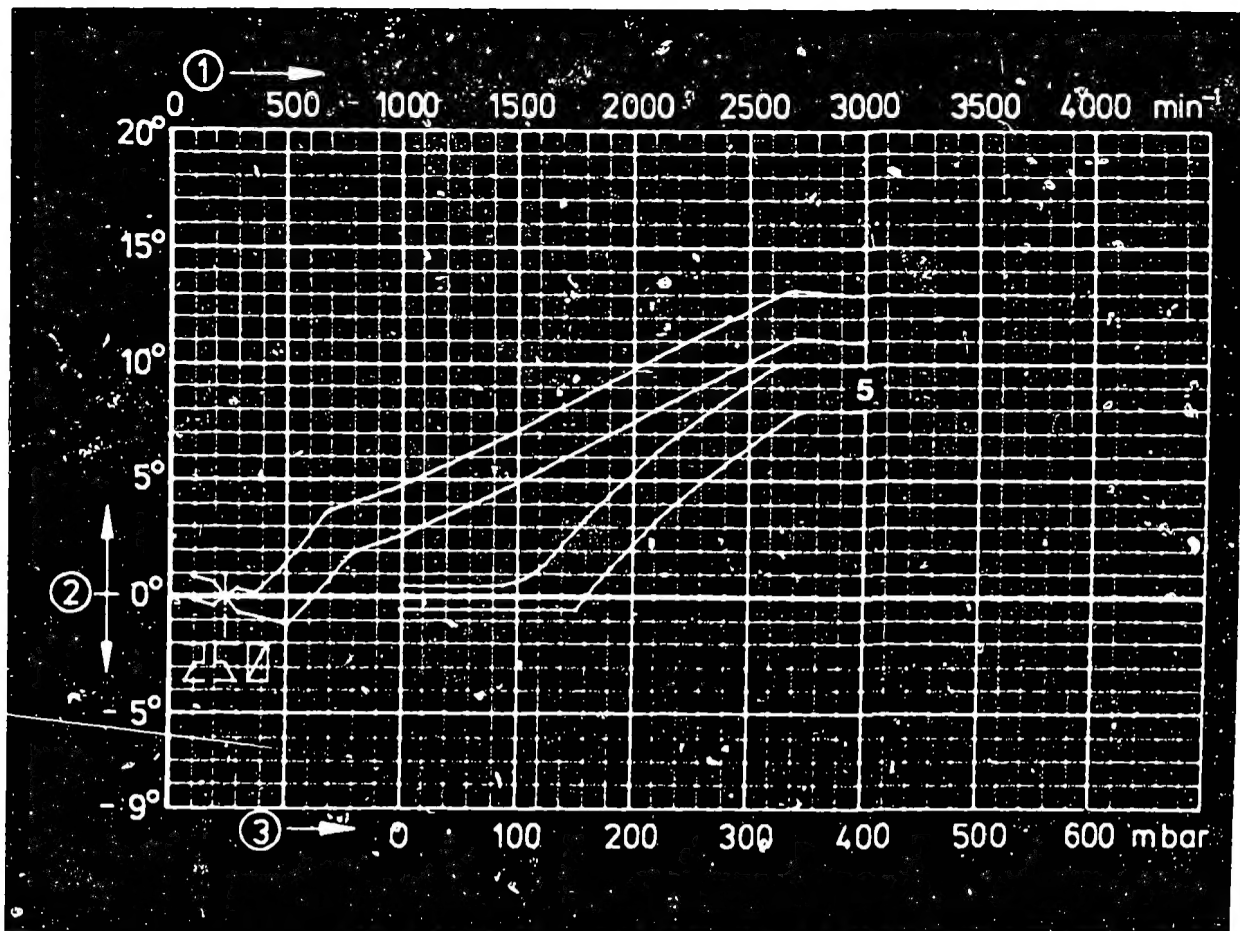
Repair and test instructions: W-237/502

**A3**

Test specifications

Ignition distributors 0 237..





0 237 002 041

- 1 = Distributor-shaft speed
- 2 = Distributor-shaft advance
- 3 = Negative gauge pressure (vacuum)
- 5 = Negative gauge pressure (vacuum) advance
- Test adapter KDZV 7202 ZV-1
- Resistance of magnetic-pulse generator 950...1300 Ω
- Air gap min. 0.25 mm
- Addition to tolerance range ± 0.5° dist.shaft

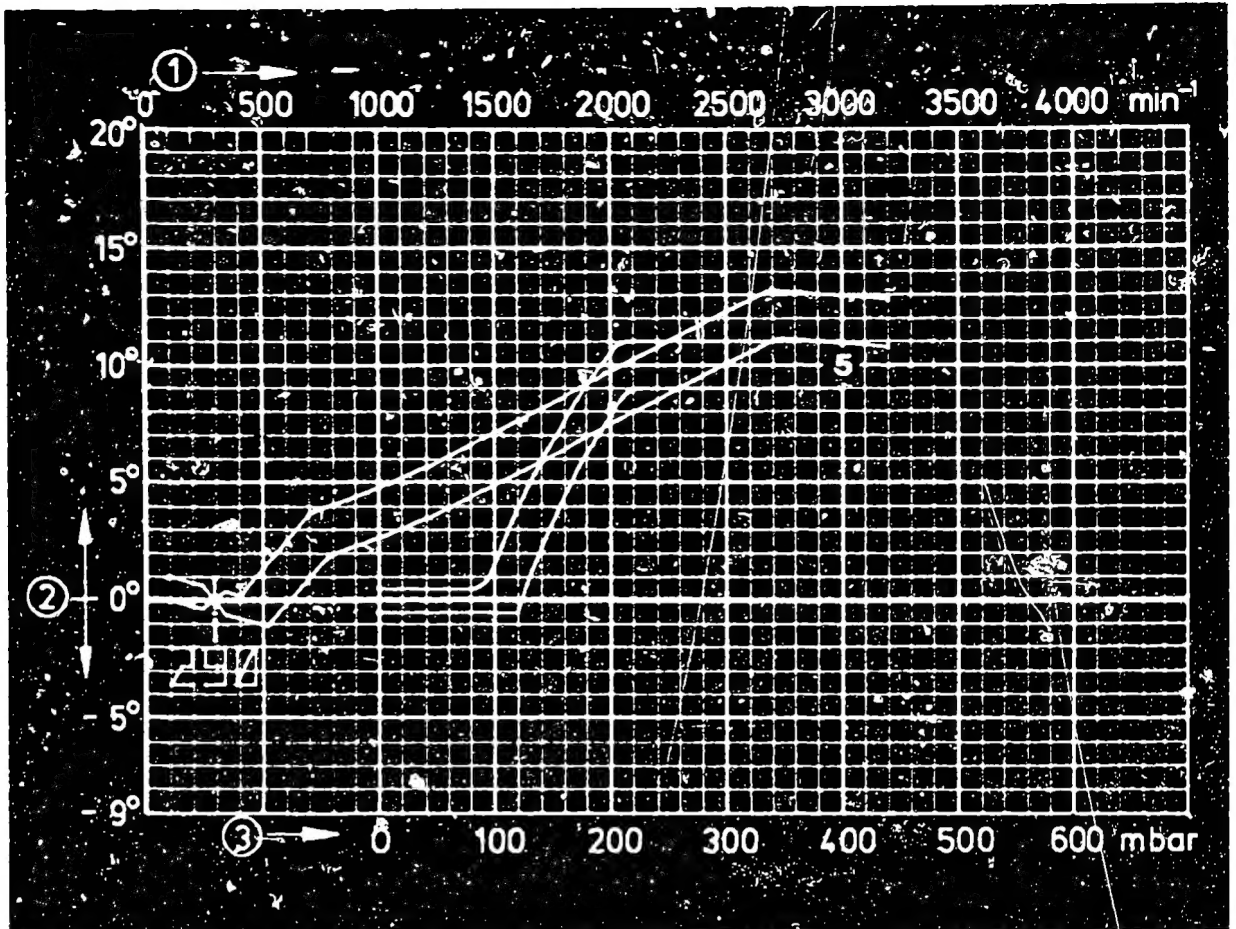
Repair and test instructions: W-237/502

Clamping flange: 1 685 700 135  
 Driver: 1 686 490 037

**A4**

Test specifications  
 Ignition distributors 0 237..





0 237 002 057

1 = Distributor-shaft speed  
 2 = Distributor-shaft advance  
 3 = Negative gauge pressure (vacuum)  
 5 = Negative gauge pressure (vacuum) advance  
 Test adapter KDZV 7202 ZV-I  
 Resistance of magnetic-pulse generator 950...1300  $\Omega$   
 Air gap min. 0.25 mm  
 Addition to tolerance range  $\pm 0.5^\circ$  dist.shaft

Repair and test instructions: W-237/502

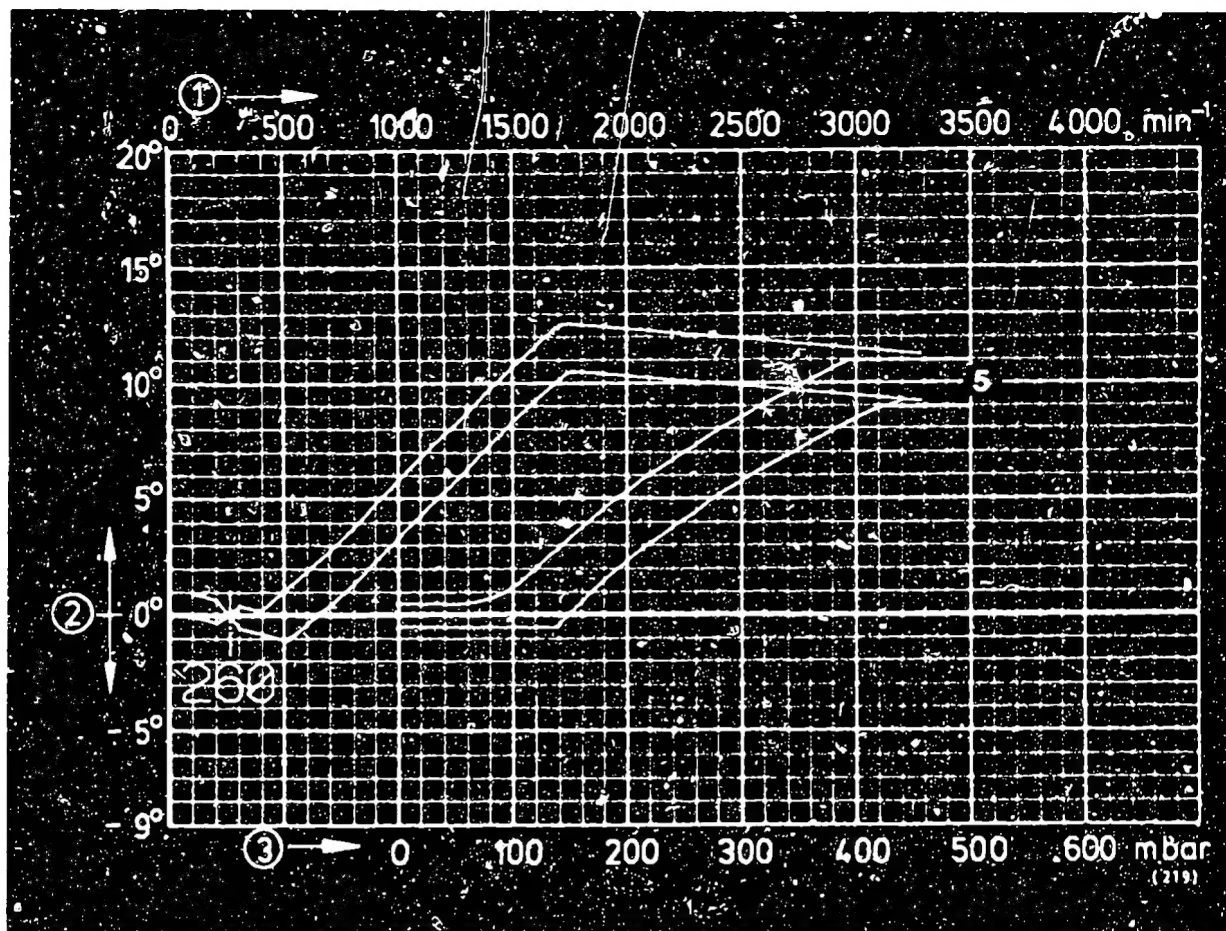
Clamping flange: 1 685 700 135  
 Driver: 1 686 490 037

**A5**

Test specifications

Ignition distributors 0 237..





0 237 002 070

1 = Distributor-shaft speed

2 = Distributor-shaft advance

3 = Negative gauge pressure (vacuum)

5 = Negative gauge pressure (vacuum) advance

Test adapter KDZV 7202

ZV-I

Resistance of magnetic-pulse generator 950...1300  $\Omega$

Air gap min.

0.25 mm

Addition to tolerance range

$\pm 0.5^\circ$  dist.shaft

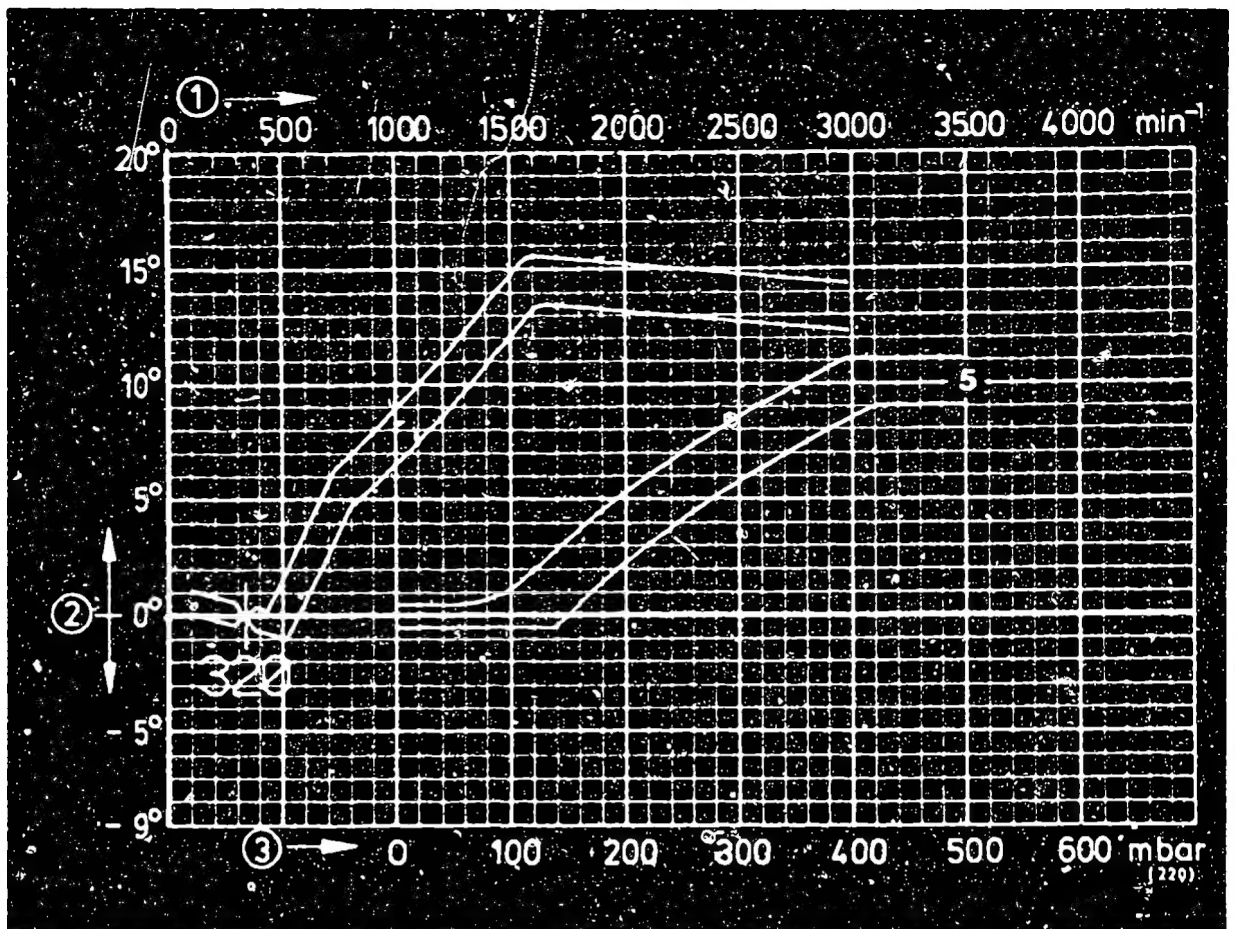
Repair and test instructions: W-237/502

**A6**

Test specifications

Ignition distributors 0 237..





0 237 002 080

- 1 = Distributor-shaft speed
- 2 = Distributor-shaft advance
- 3 = Negative gauge pressure (vacuum)
- 5 = Negative gauge pressure (vacuum) advance
- Test adapter KDZV 7202 ZV-I
- Resistance of magnetic-pulse generator 950...1300  $\Omega$
- Air gap min. 0.35 mm
- Addition to tolerance range  $\pm 0.5^\circ$  dist.shaft

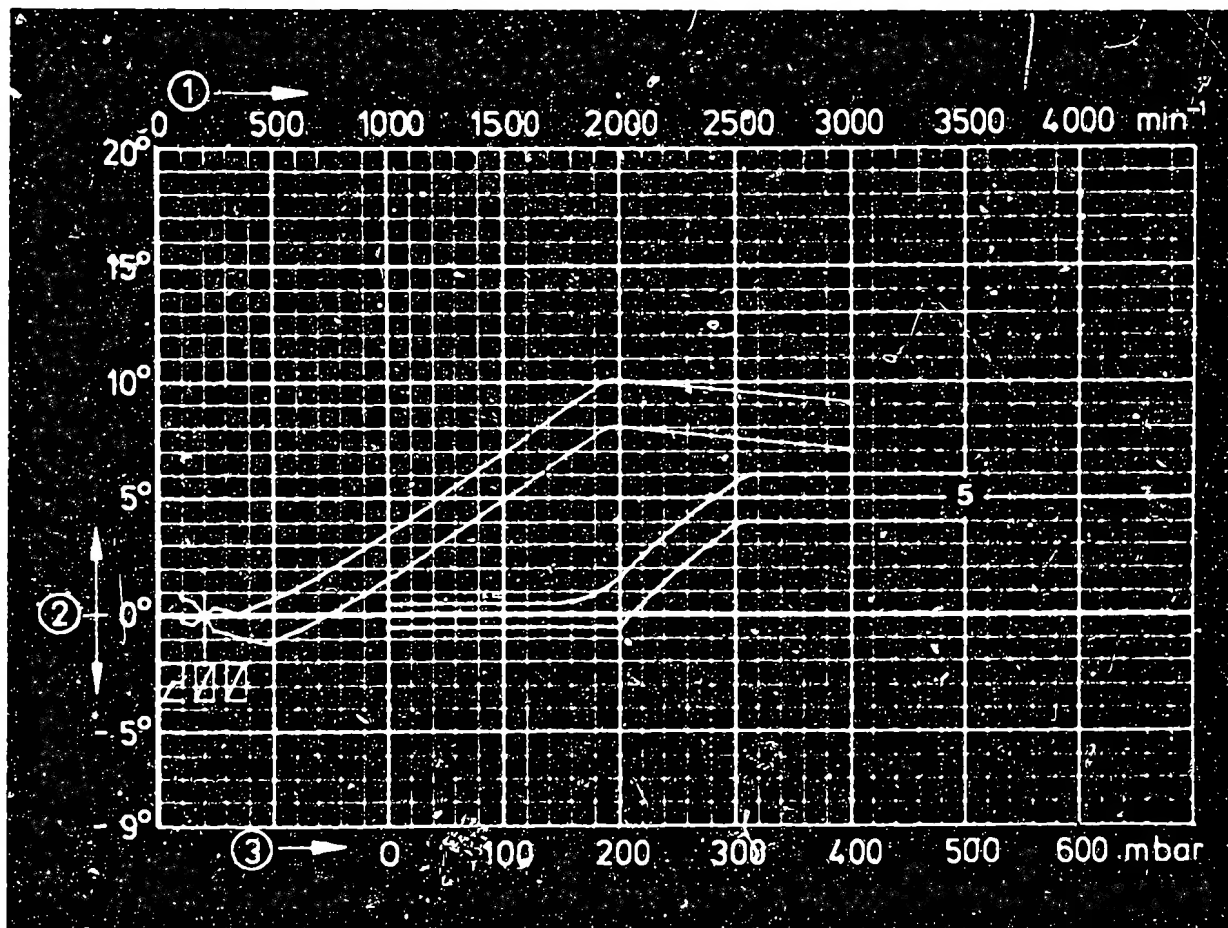
Repair and test instructions: W-237/502

**A7**

Test specifications

Ignition distributors 0 237..





0 237 002 084/085

1 = Distributor-shaft speed

2 = Distributor-shaft advance

3 = Negative gauge pressure (vacuum)

5 = Negative gauge pressure (vacuum) advance

Test adapter KDZV 7202

ZV-I

Resistance of magnetic-pulse generator 505...680  $\Omega$

Air gap min.

0.25 mm

Addition to tolerance range

$\pm 0.5^\circ$  dist.  
shaft

Repair and test instructions: W-237/502

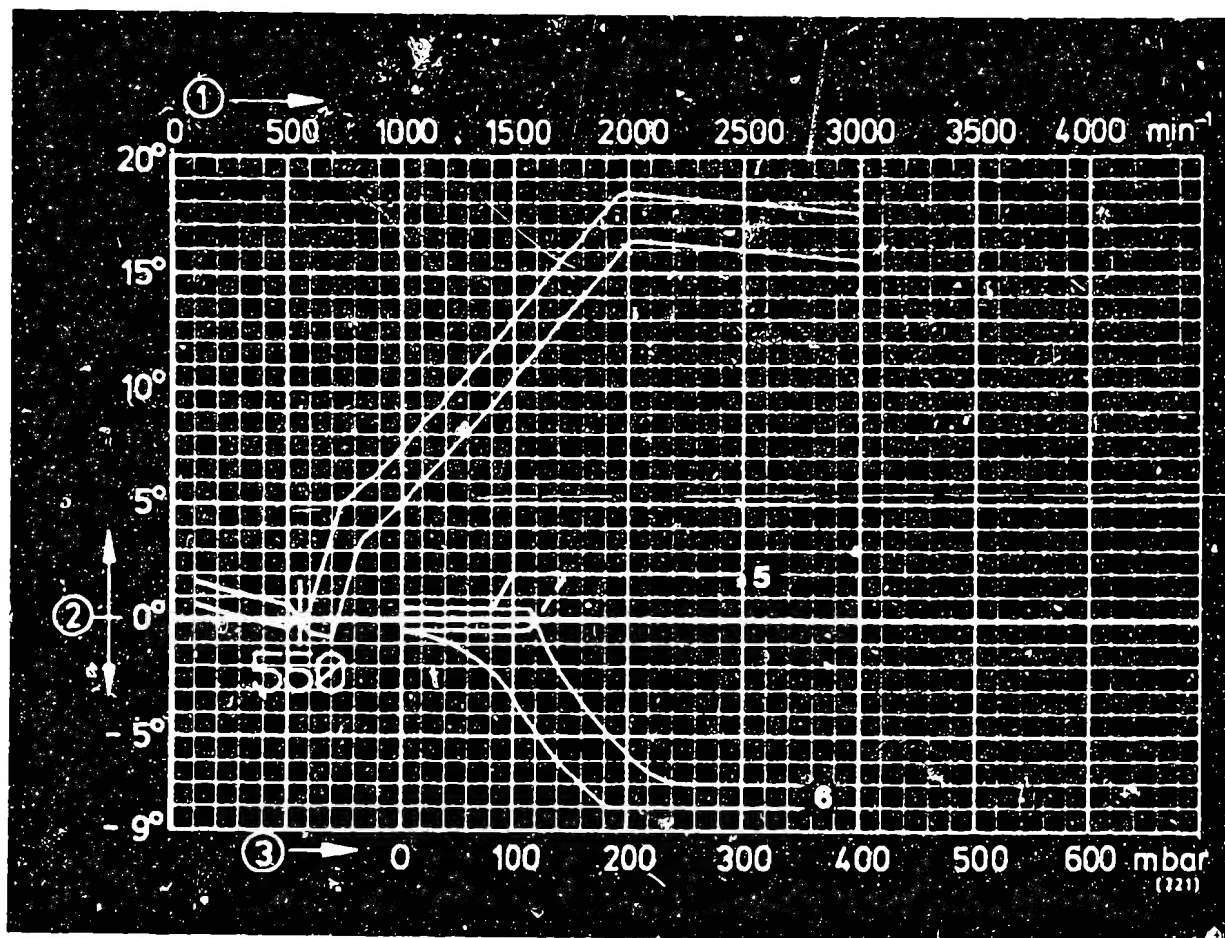
**A8**

Test specifications

Ignition distributors 0 237..







0 237 003 001

- 1 = Distributor-shaft speed
- 2 = Distributor-shaft advance
- 3 = Negative gauge pressure (vacuum)
- 5 = Negative gauge pressure (vacuum) advance
- 6 = Negative gauge pressure (vacuum) retard

Test adapter KDZV 7202

ZV-I

Resistance of magnetic-pulse generator 950...1300  $\Omega$

Air gap min.

0.25 mm

Addition to tolerance range

$\pm 0.5^{\circ}$  dist.shaft

FD (date of manufacture)

628→

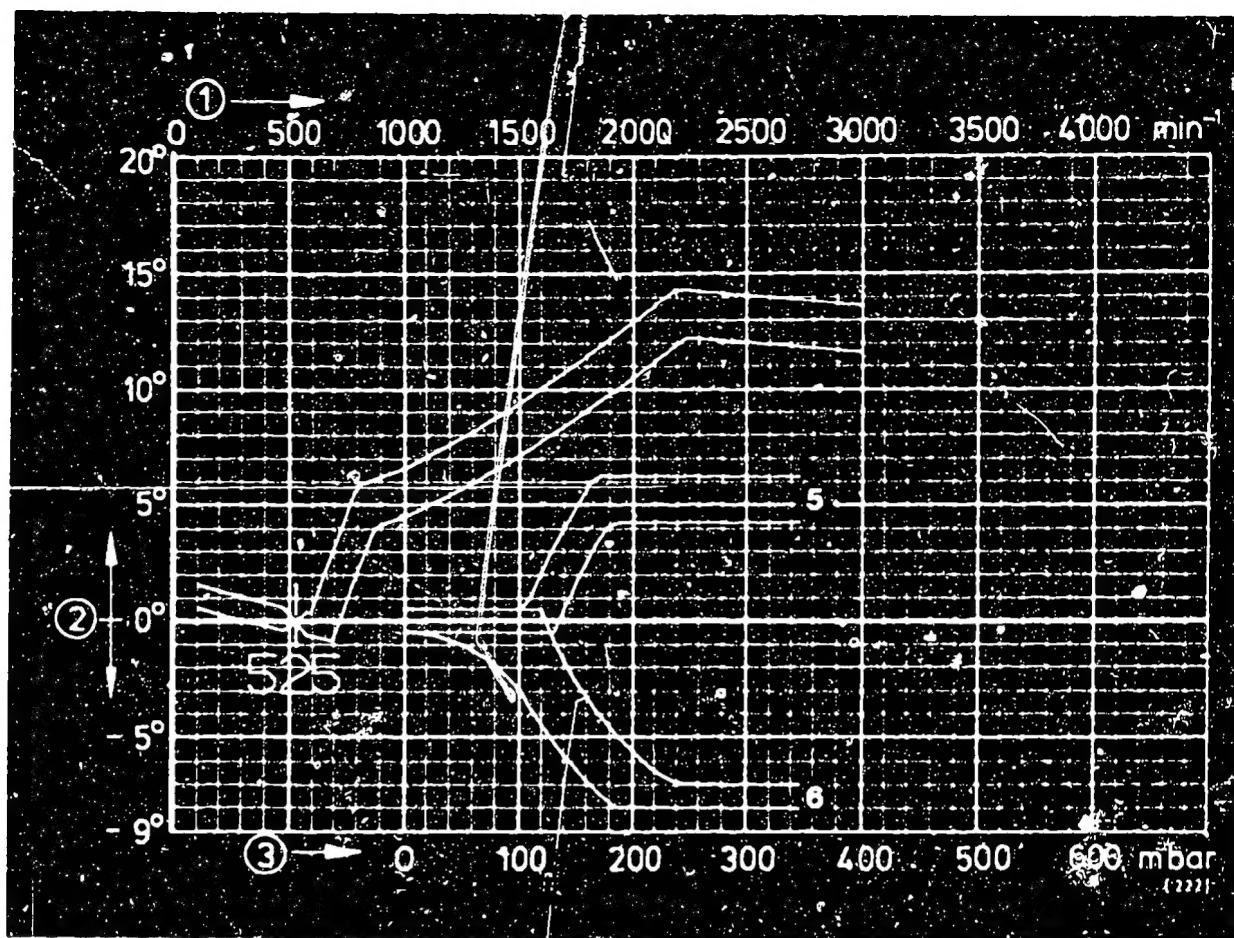
Repair and test instructions: W-237/502

**A9**

Test specifications

Ignition distributors 0 237..





0 237 003 008

- 1 = Distributor-shaft speed
- 2 = Distributor-shaft advance
- 3 = Negative gauge pressure (vacuum)
- 5 = Negative gauge pressure (vacuum) advance
- 6 = Negative gauge pressure (vacuum) retard
- Test adapter KDZV 7202 ZV-I
- Resistance of magnetic-pulse generator 950...1300 Ω
- Air gap min. 0.25 mm
- Addition to tolerance range ± 0.5° dist.shaft
- FD (date of manufacture) →729

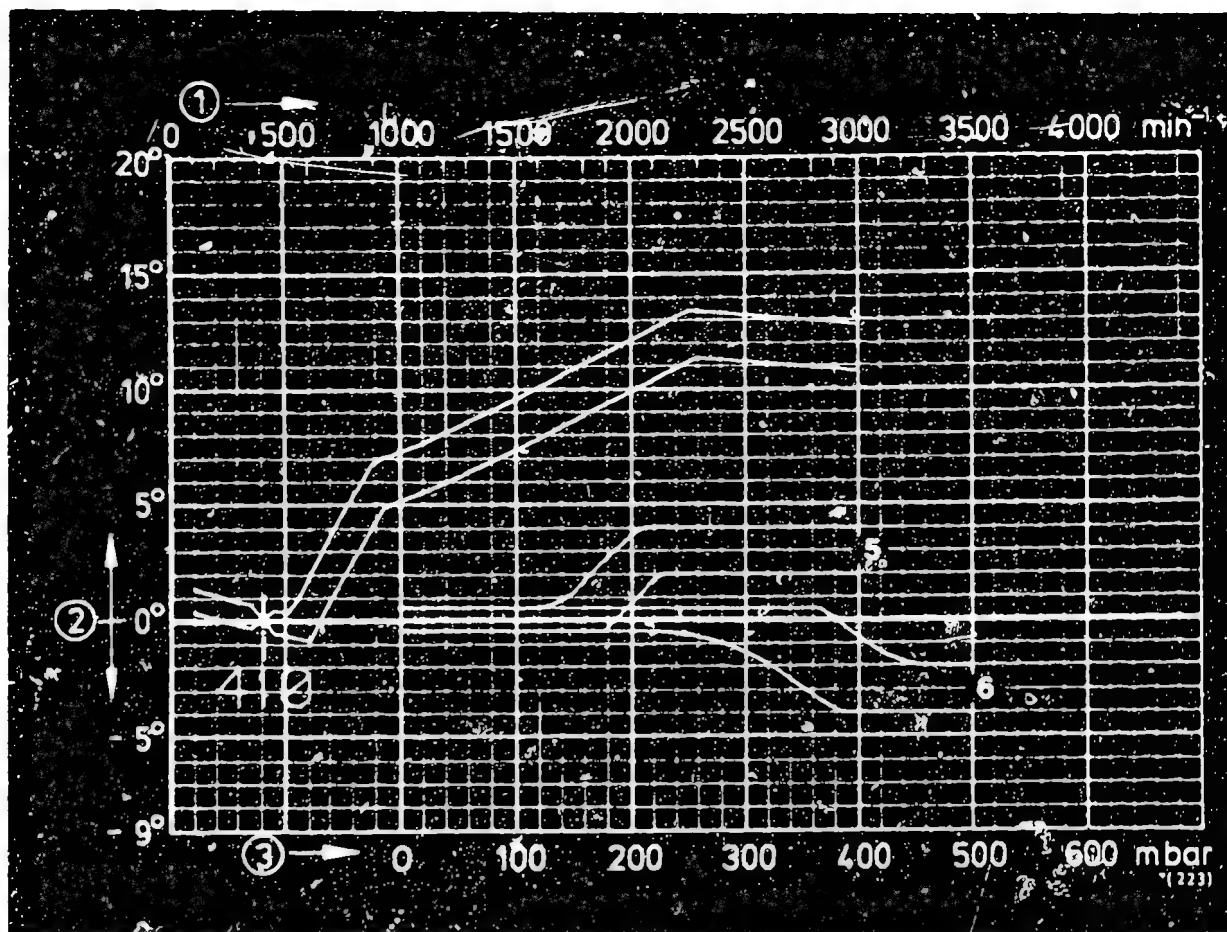
Repair and test instructions: W-237/502

**A10**

Test specifications

Ignition distributors 0 237..





0 237 003 035

- 1 = Distributor-shaft speed
- 2 = Distributor-shaft advance
- 3 = Negative gauge pressure (vacuum)
- 5 = Negative gauge pressure (vacuum) advance
- 6 = Negative gauge pressure (vacuum) retard
- Test adapter KDZV 7202 ZV-I
- Resistance of magnetic-pulse generator 950...1300  $\Omega$
- Air gap min. 0.25 mm
- Addition to tolerance range  $\pm 0.5^\circ$  dist.shaft

Repair and test instructions: W-237/502

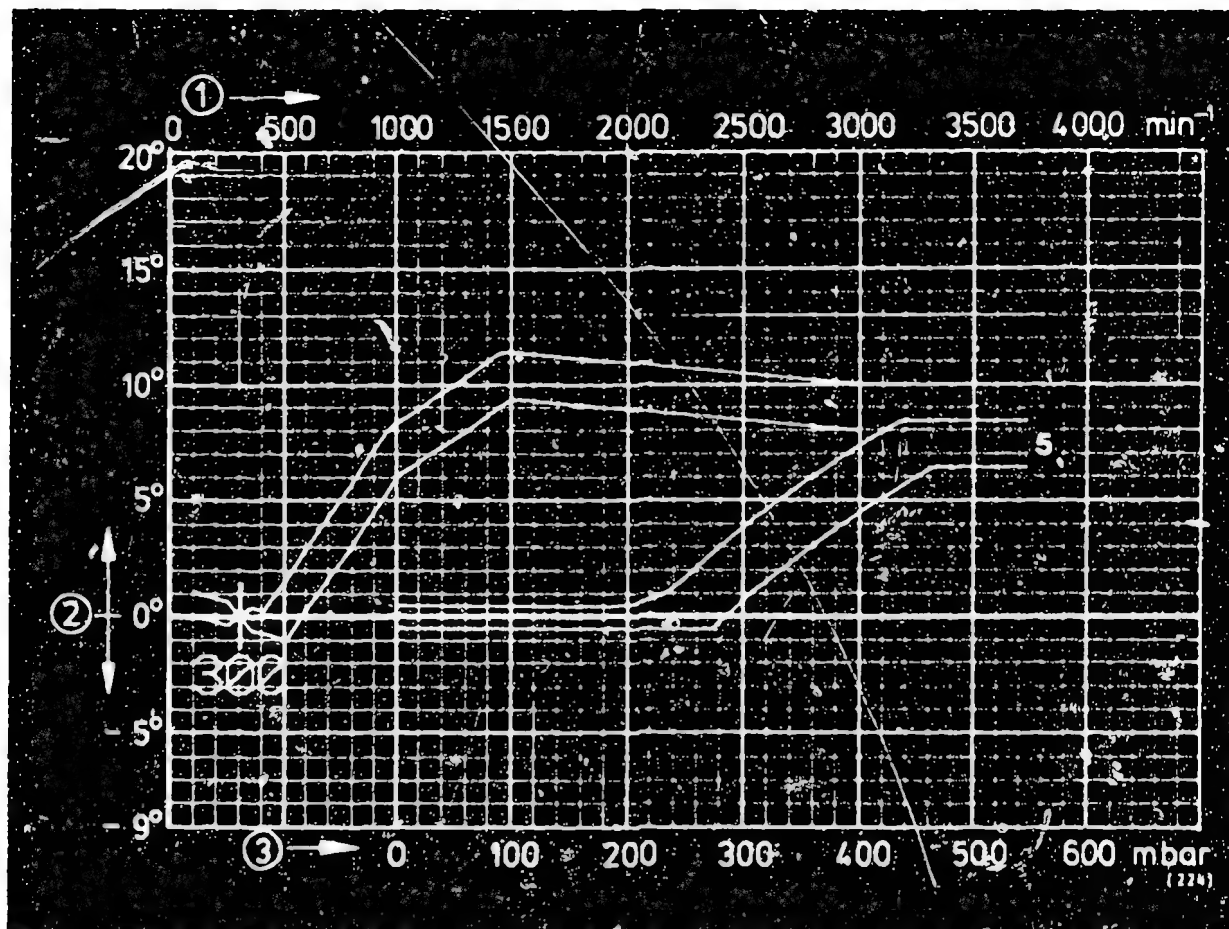
Clamping flange: 1 685 700 133  
 Driver: 1 686 400 003

**A11**

Test specifications

Ignition distributors 0 237..





0 237 005 008

1 = Distributor-shaft speed

2 = Distributor-shaft advance

3 = Negative gauge pressure (vacuum)

5 = Negative gauge pressure (vacuum) advance

Test adapter KDZV 7202

ZV-I

Resistance of magnetic-pulse generator 950...1300  $\Omega$

Air gap min.

0.25 mm

Addition to tolerance range

$\pm 0.5^{\circ}$  dist.shaft

Cut-out speed of limiter

3230 to 3430  $\text{min}^{-1}$

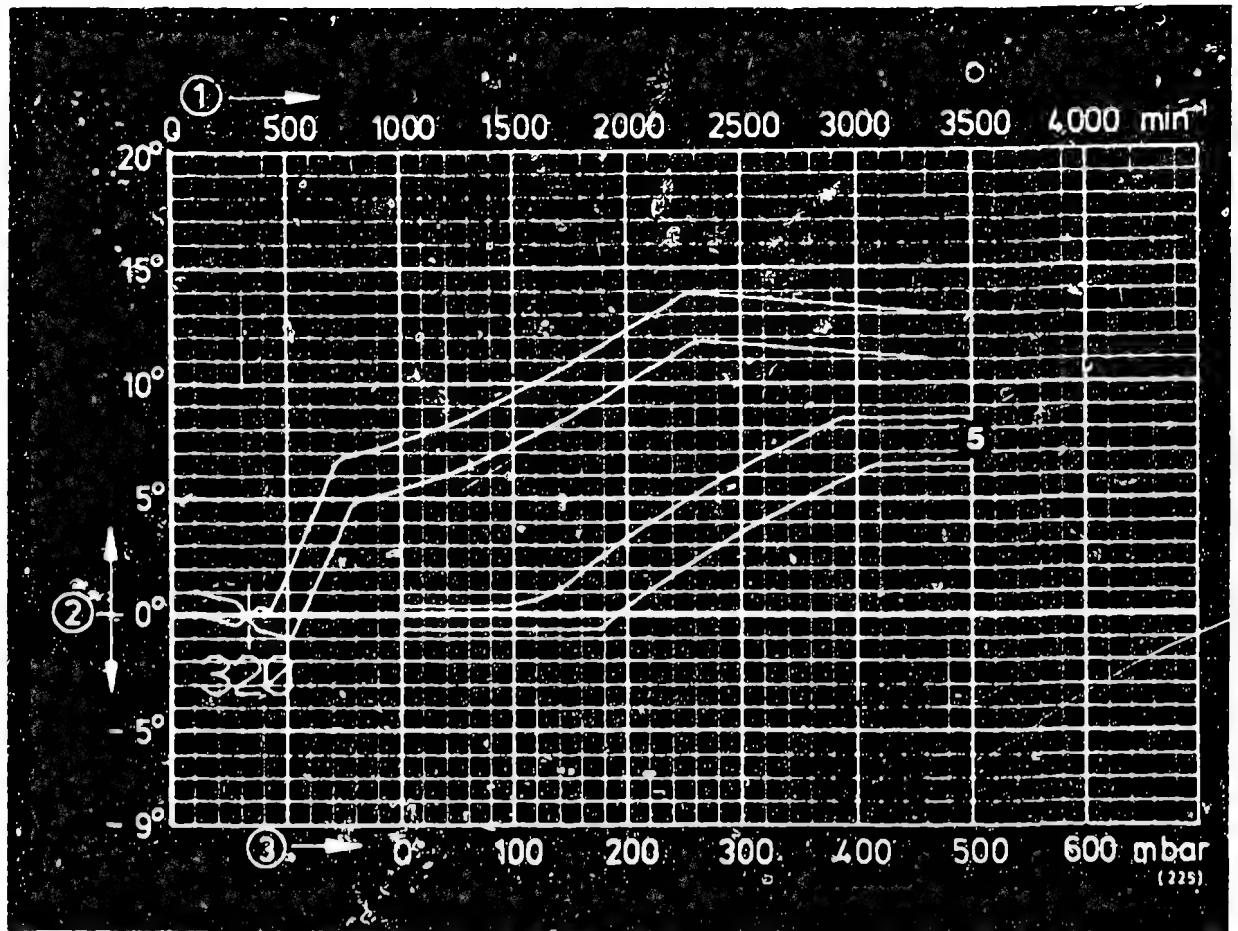
Repair and test instructions: W-237/502

**A12**

Test specifications

Ignition distributors 0 237..





0 237 005 009

- 1 = Distributor-shaft speed
- 2 = Distributor-shaft advance
- 3 = Negative gauge pressure (vacuum)
- 5 = Negative gauge pressure (vacuum) advance
- Test adapter KDZV 7202 ZV-I
- Resistance of magnetic-pulse generator 950...1300 Ω
- Air gap min. 0.25 mm
- Addition to tolerance range ± 0.5° dist. shaft
- Cut-out speed of limiter 3140 to 3330 min⁻¹

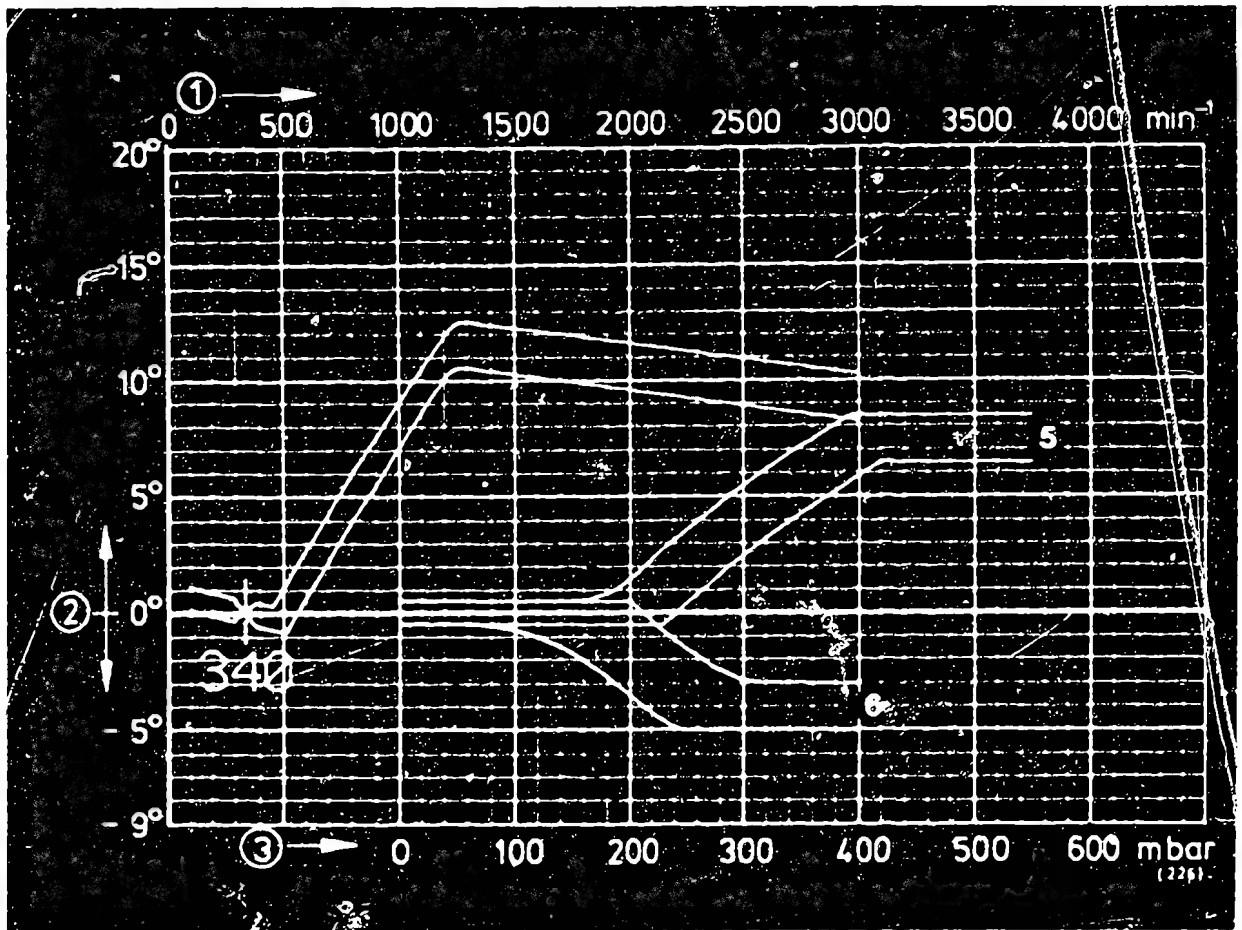
Repair and test instructions: W-237/502

**A13**

Test specifications

Ignition distributors 0 237..





0 237 007 001

- 1 = Distributor-shaft speed
- 2 = Distributor-shaft advance
- 3 = Negative gauge pressure (vacuum)
- 5 = Negative gauge pressure (vacuum) advance
- 6 = Negative gauge pressure (vacuum) retard
- Test adapter KDZV 7202
- Resistance of magnetic-pulse generator 505...680  $\Omega$
- Air gap min. 0.25 mm
- Addition to tolerance range  $\pm 0.5^\circ$  dist.shaft
- FD (date of manufacture) →727

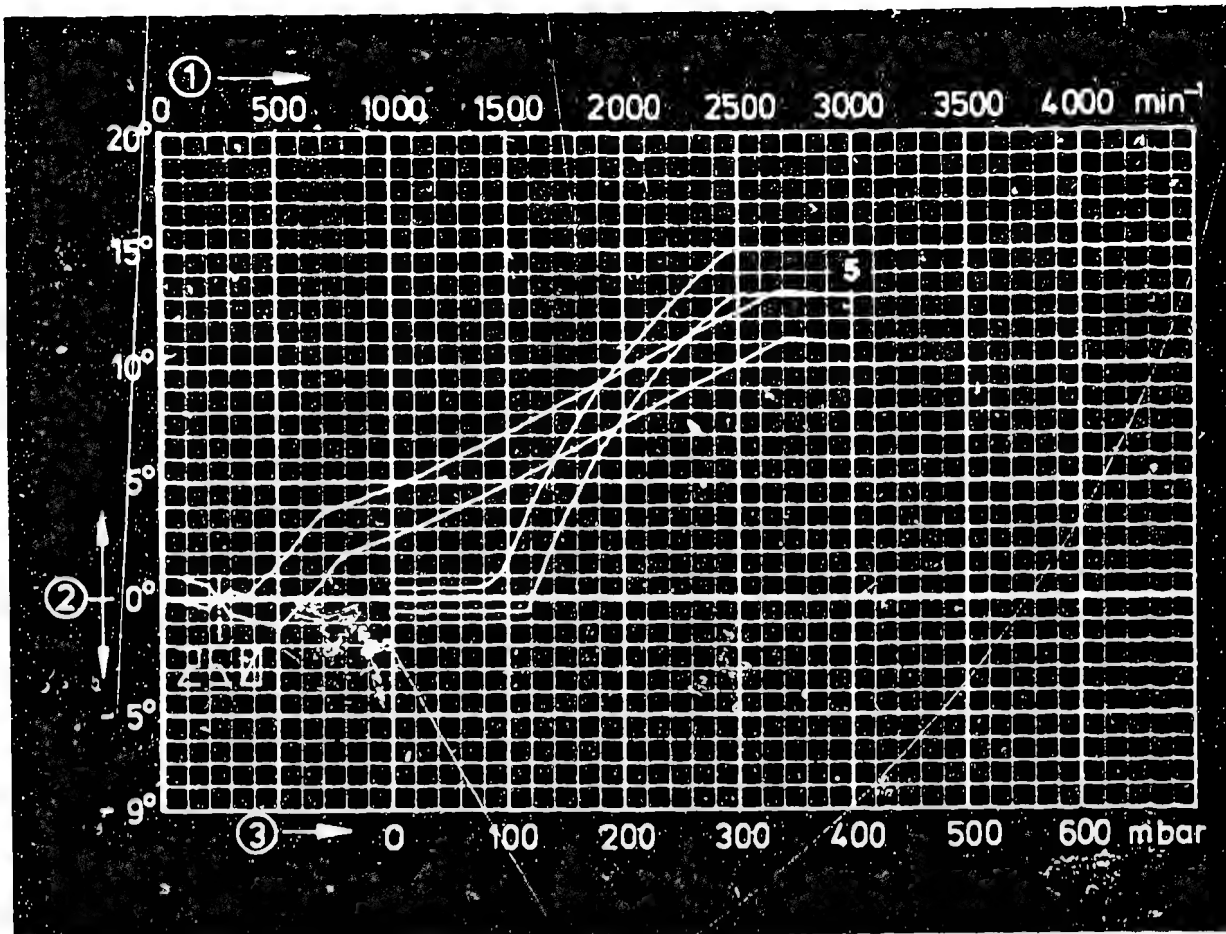
Repair and test instructions: W-237/ 502

**A14**

Test specifications

Ignition distributors 0 237..





0 237 009 001

- 1 = Distributor-shaft speed
- 2 = Distributor-shaft advance
- 3 = Negative gauge pressure (vacuum)
- 5 = Negative gauge pressure (vacuum) advance
- Test adapter KDZV 7202 ZV-I
- Resistance of magnetic-pulse generator 950...1300  $\Omega$
- Air gap min. 0.25 mm
- Addition to tolerance range  $\pm 0.5^\circ$  dist. shaft

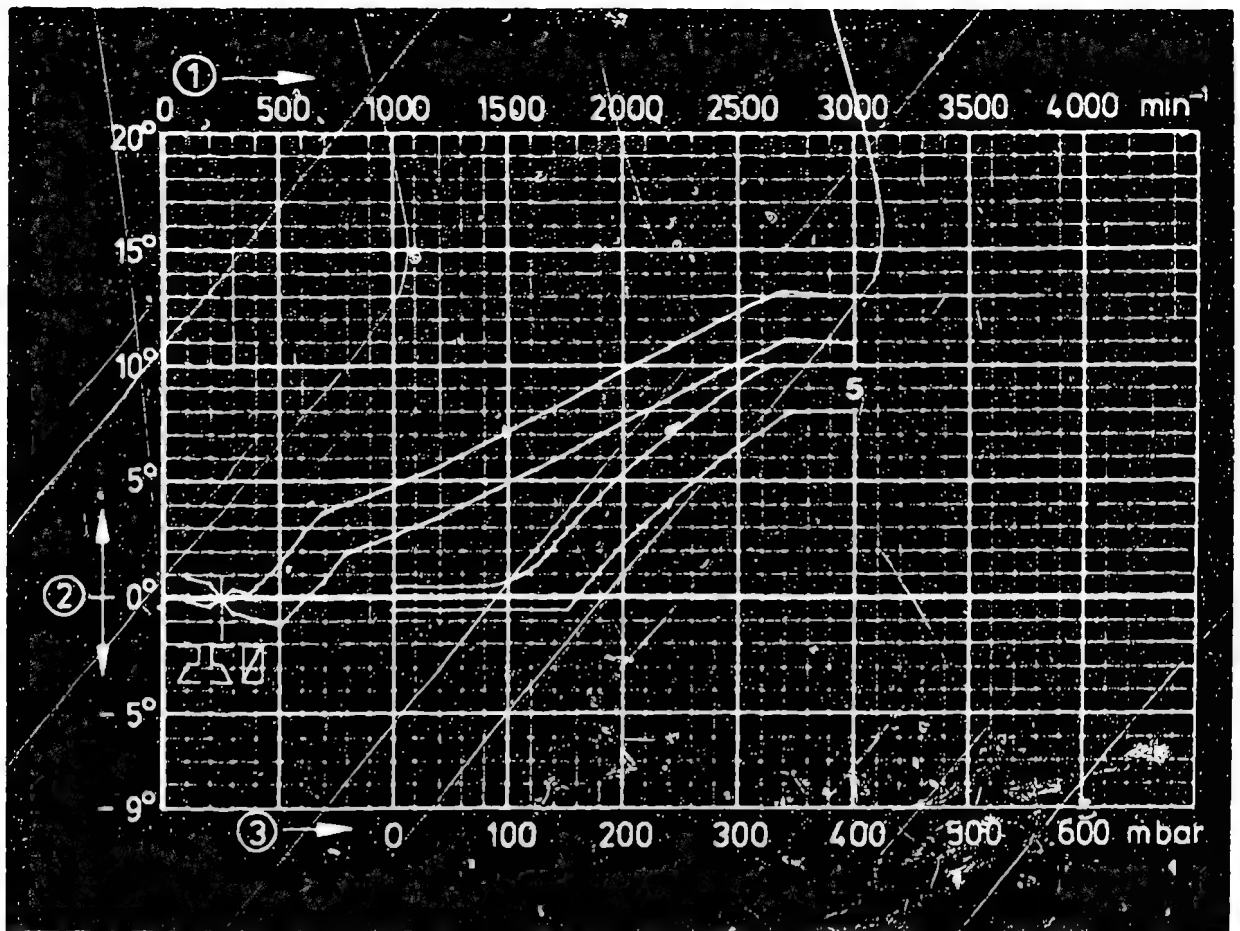
Repair and test instructions: W-237/502

**A15**

Test specifications

Ignition distributors 0 237..





0 237 009 002

- 1 = Distributor-shaft speed
- 2 = Distributor-shaft advance
- 3 = Negative gauge pressure (vacuum)
- 5 = Negative gauge pressure (vacuum) advance
- Test adapter KDZV 7202 ZV-I
- Resistance of magnetic-pulse generator 950...1300 Ω
- Air gap min. 0.25 mm
- Addition to tolerance range ± 0.5° dist. shaft

Repair and test instructions: W-237/502

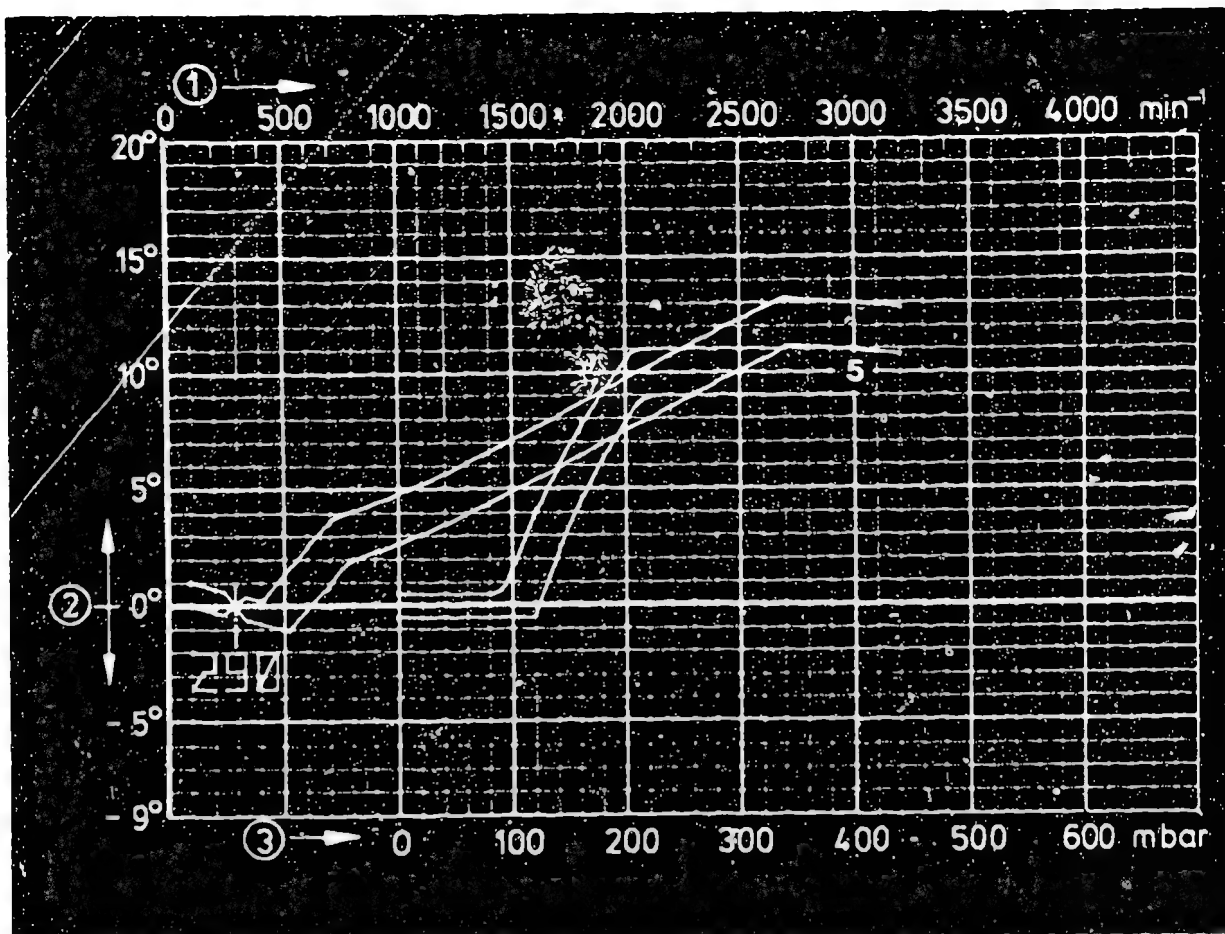
**A16**

Test specifications

Ignition distributors 0 237..







0 237 009 006

1 = Distributor-shaft speed

2 = Distributor-shaft advance

3 = Negative gauge pressure (vacuum)

5 = Negative gauge pressure (vacuum) advance

Test adapter KDZV 7202

ZV-I

Resistance of magnetic-pulse generator

950...1300 Ω

Air gap min.

0.25 mm

Addition to tolerance range

± 0.5° dist.  
shaft

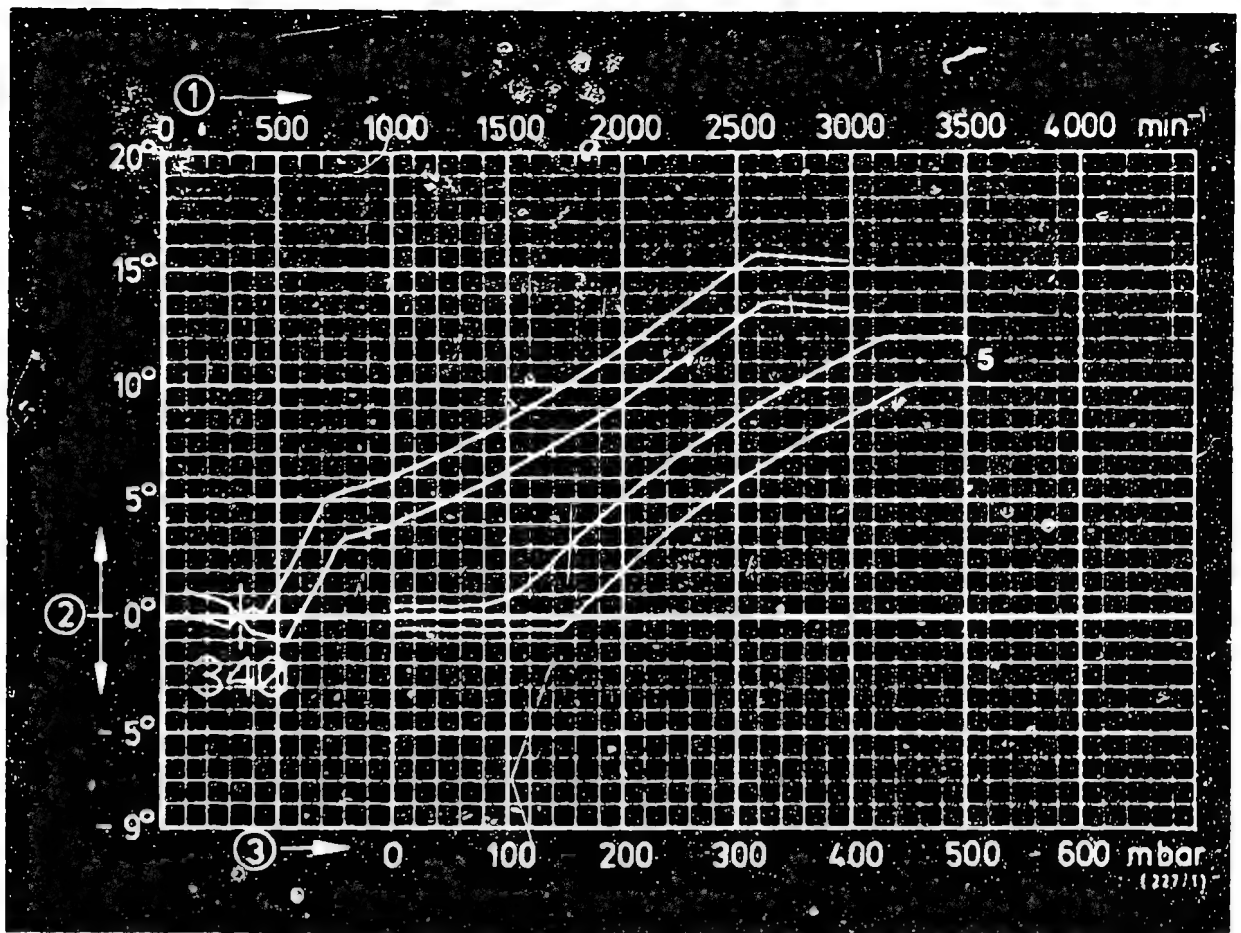
Repair and test instructions: W-237/502

**A17**

Test specifications

Ignition distributors 0 237..





0 237 009 013

- 1 = Distributor-shaft speed
- 2 = Distributor-shaft advance
- 3 = Negative gauge pressure (vacuum)
- 5 = Negative gauge pressure (vacuum) advance

Test adapter KDZV 7202

ZV-I

Resistance of magnetic-pulse generator 950...1300  $\Omega$

Air gap min. 0.25 mm

Addition to tolerance range  $\pm 0.5^\circ$  dist. shaft

FD (date of manufacture)

→246

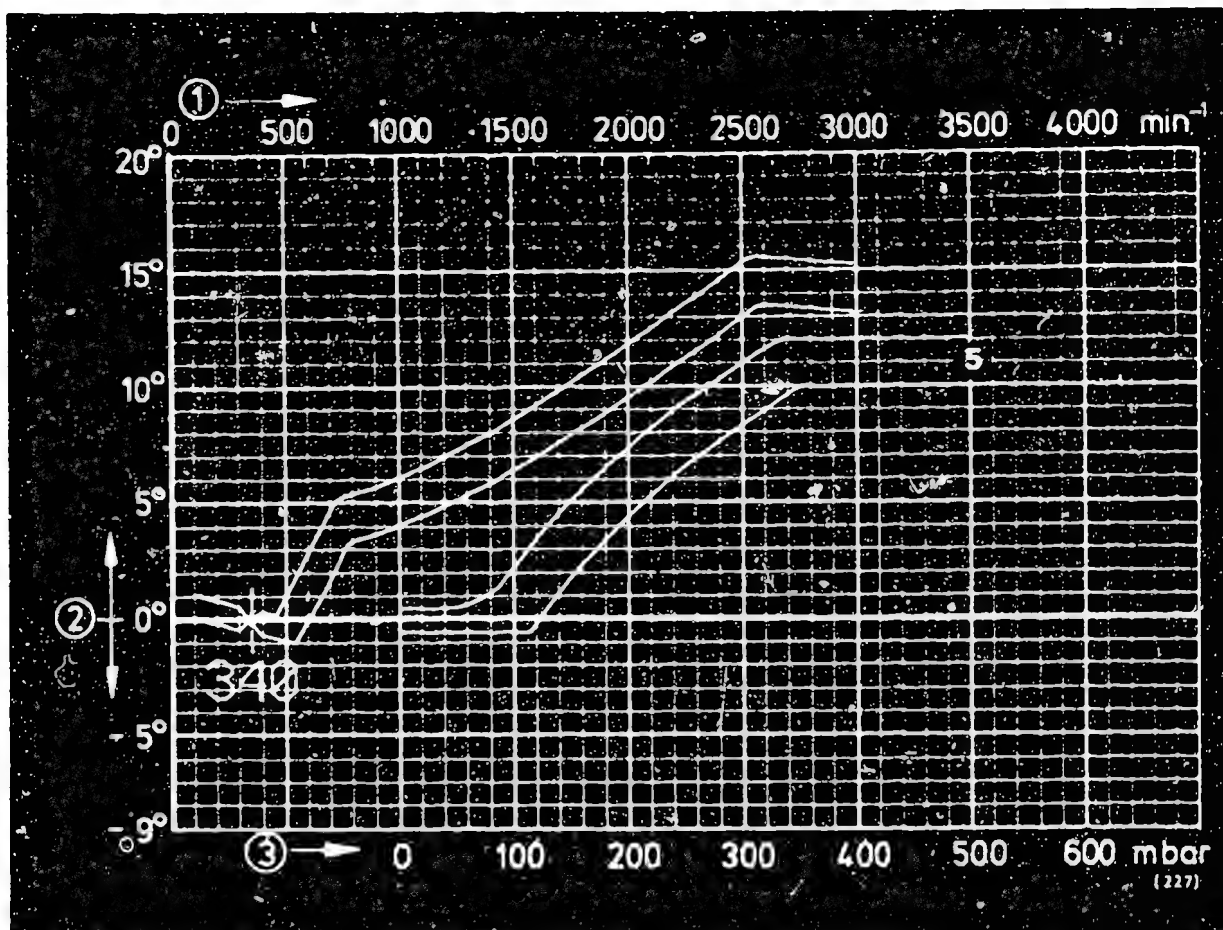
Repair and test instructions: W-237/502

**A18**

Test specifications

Ignition distributors 0 237..





0 237 009 013

1 = Distributor-shaft speed  
 2 = Distributor-shaft advance  
 3 = Negative gauge pressure (vacuum)  
 5 = Negative gauge pressure (vacuum) advance  
 Test adapter KDZV 7202 ZV-I  
 Resistance of magnetic-pulse generator 950...1300  $\Omega$   
 Air gap min. 0.25 mm  
 Addition to tolerance range  $\pm 0.5^\circ$  dist. shaft  
 FD (date of manufacture) 247→

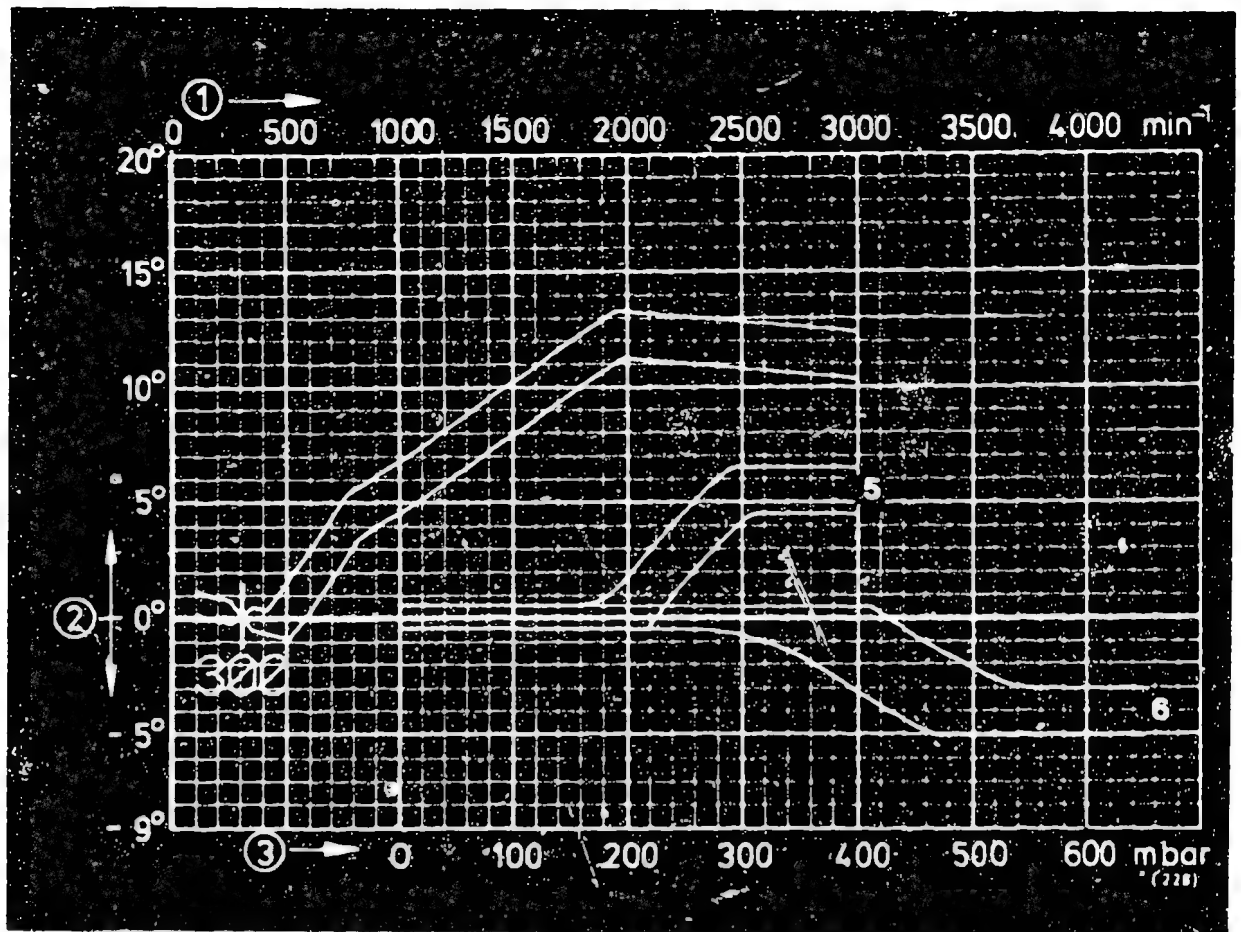
Repair and test instructions: W-237/502

**A19**

Test specifications

Ignition distributors 0 237..





0 237 011 006

1 = Distributor-shaft speed

2 = Distributor-shaft advance

3 = Negative gauge pressure (vacuum)

5 = Negative gauge pressure (vacuum) advance

6 = Negative gauge pressure (vacuum) retard

Test adapter KDZV 7202

ZV-I

Resistance of magnetic-pulse generator 950...1300  $\Omega$

Air gap min.

0.25 mm

Addition to tolerance range

$\pm 0.5^\circ$  dist.shaft

Cut-out speed of limiter

3230 to 3430  $\text{min}^{-1}$

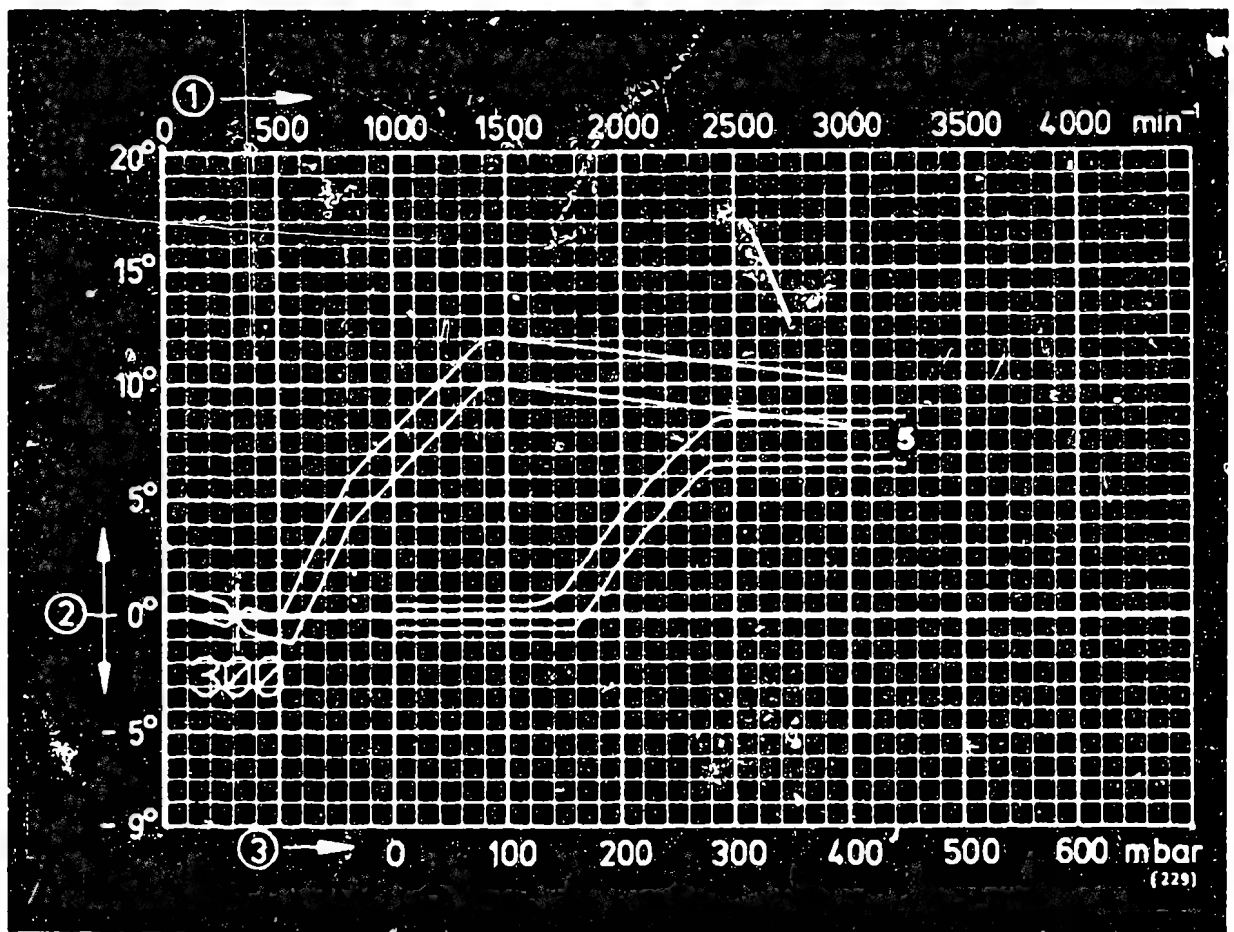
Repair and test instructions: W-237/502

**A20**

Test specifications

Ignition distributors 0 237..





0 237 016 005/006

1 = Distributor-shaft speed

2 = Distributor-shaft advance

3 = Negative gauge pressure (vacuum)

5 = Negative gauge pressure (vacuum) advance

Test adapter KDZV 7202

ZV-I

Resistance of magnetic-pulse generator 520...700  $\Omega$

Air gap min.

0.25 mm

Addition to tolerance range

$\pm 0.5^\circ$  dist.  
shaft

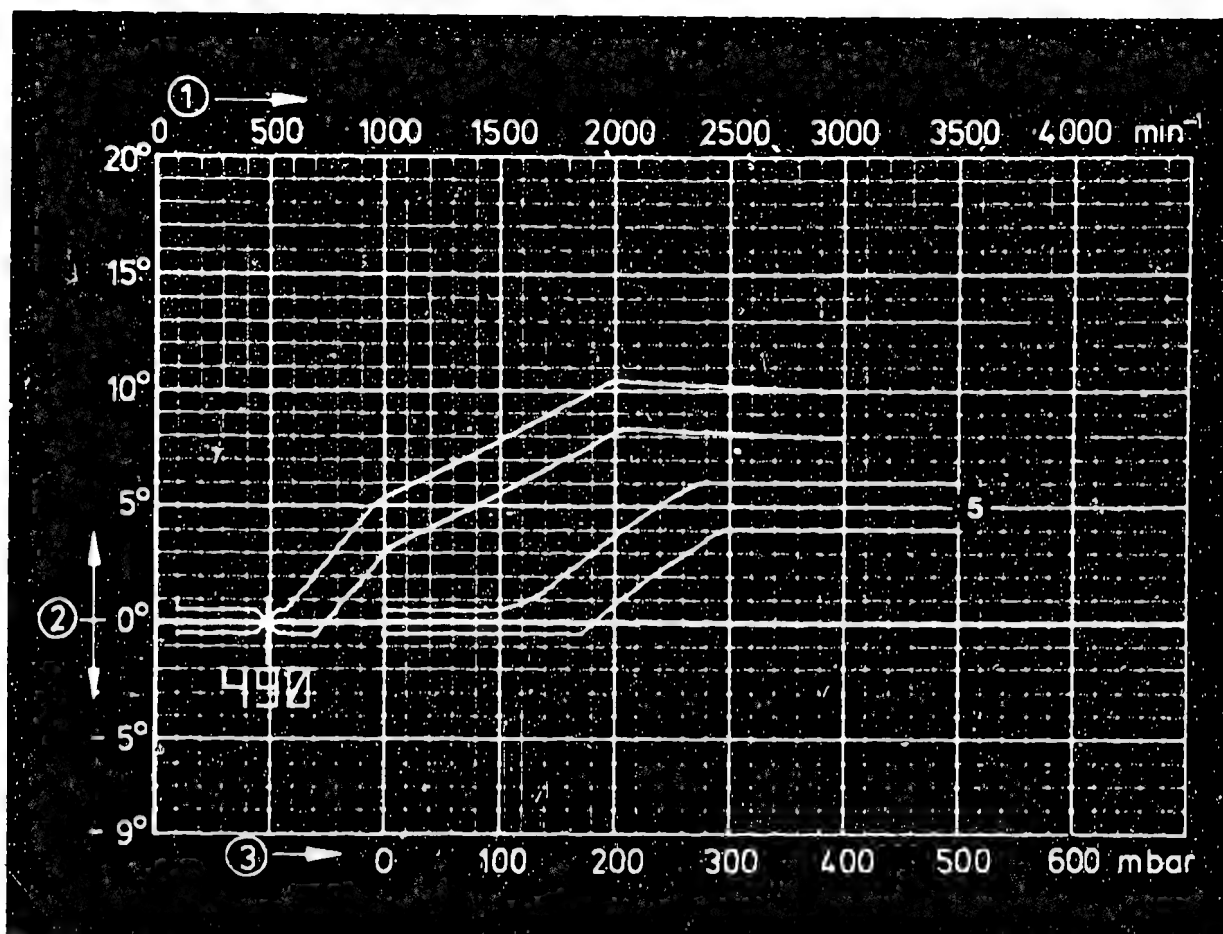
Repair and test instructions: W-237/502

**A21**

Test specifications

Ignition distributors 0 237...





0 237 020 029

- 1 = Distributor-shaft speed
- 2 = Distributor-shaft advance
- 3 = Negative gauge pressure (vacuum)
- 5 = Negative gauge pressure (vacuum) advance
- Test adapter KDZV 7202 ZV-H
- Addition to tolerance range  $\pm 0.5^{\circ}$  dist.shaft

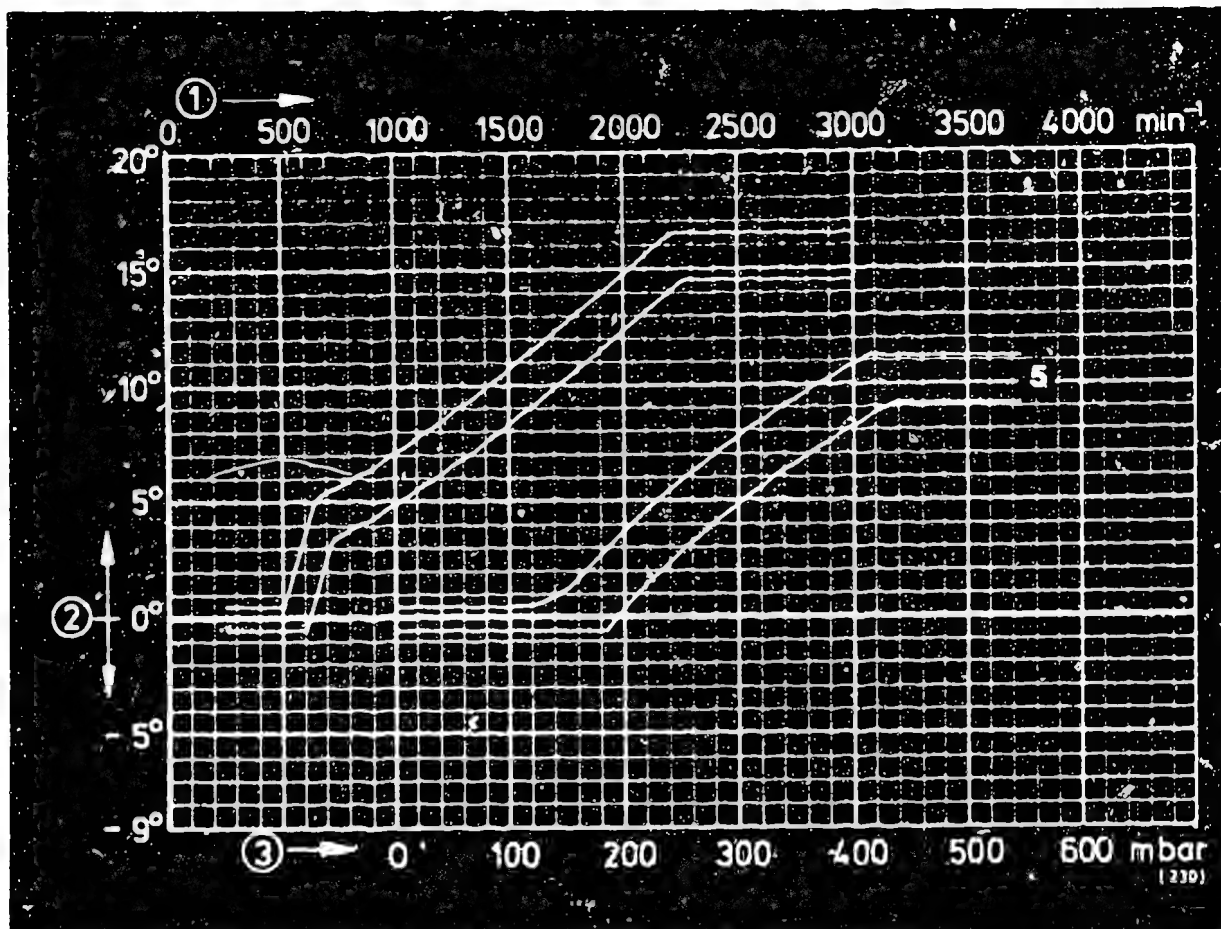
Repair and test instructions: W-237/500

**A22**

Test specifications

Ignition distributors 0 237..





0 237 020 050

1 = Distributor-shaft speed  
 2 = Distributor-shaft advance  
 3 = Negative gauge pressure (vacuum)  
 5 = Negative gauge pressure (vacuum) advance  
 Test adapter KDZV 7202 ZV-H  
 Addition to tolerance range  $\pm 0.5^{\circ}$  dist.shaft

Repair and test instructions: W-237/500

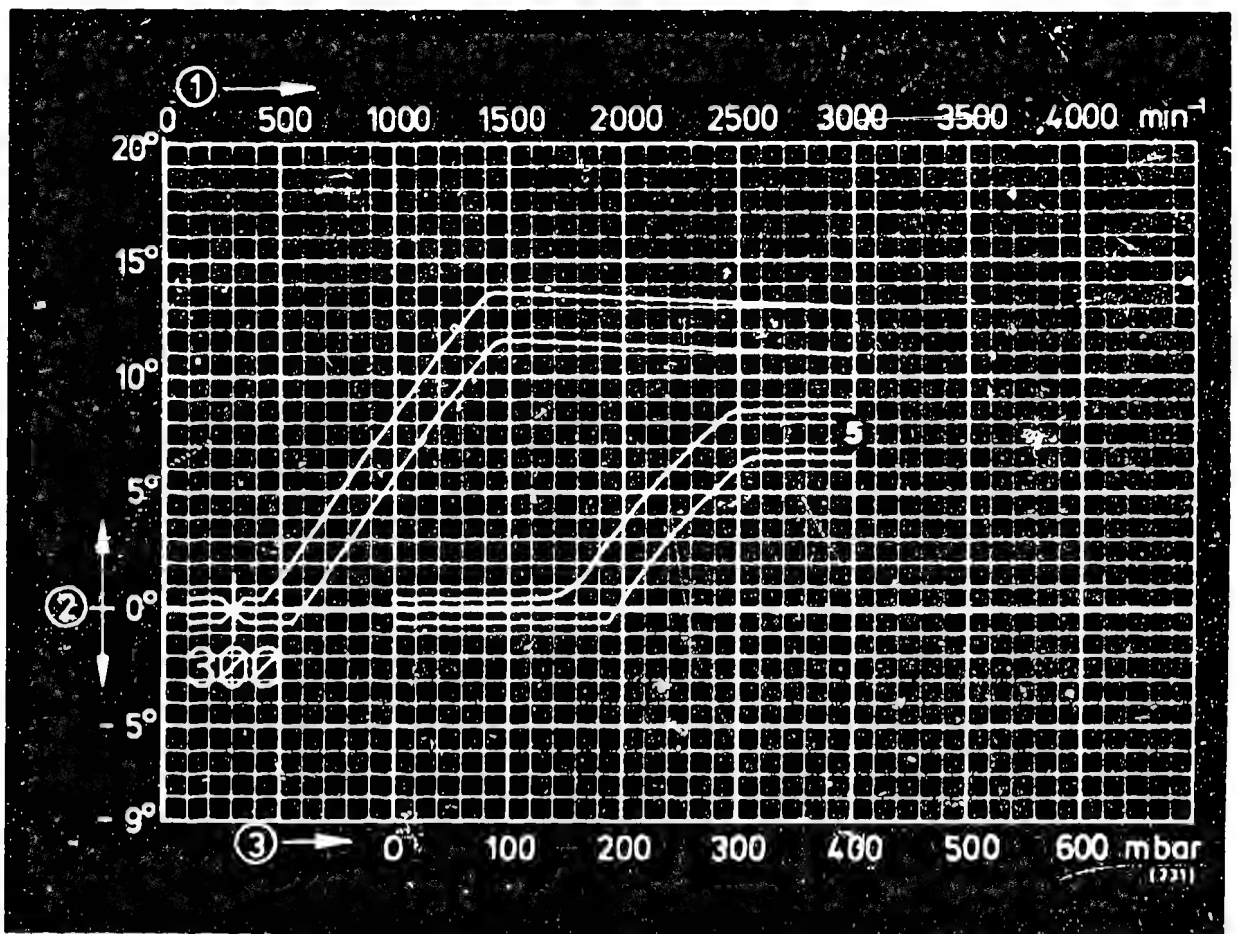
Clamping flange: 1 685 700 129  
 Driver: 1 686 400 004

**A23**

Test specifications

Ignition distributors 0 237..





0 237 020 055

- 1 = Distributor-shaft speed
- 2 = Distributor-shaft advance
- 3 = Negative gauge pressure (vacuum)
- 5 = Negative gauge pressure (vacuum) advance
- Test adapter KDZV 7202 ZV-I
- Addition to tolerance range  $\pm 0.5^\circ$  dist.shaft

Repair and test instructions: W-237/500

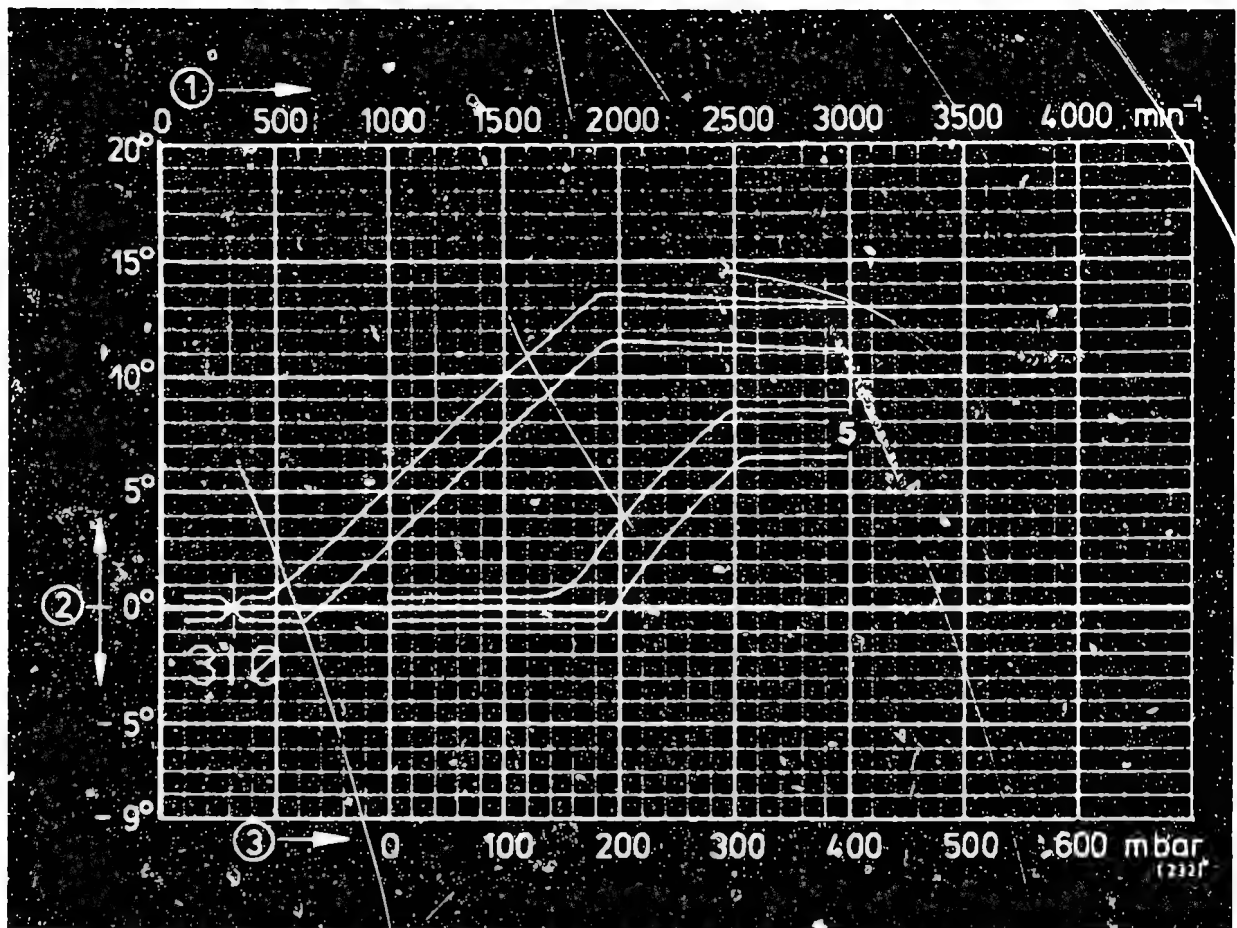
**A24**

Test specifications

Ignition distributors 0 237..







0 237 020 056

- 1 = Distributor-shaft speed
- 2 = Distributor-shaft advance
- 3 = Negative gauge pressure (vacuum)
- 5 = Negative gauge pressure (vacuum) advance
- Test adapter KDZV 7202 ZV-H
- Addition to tolerance range  $\pm 0.5^\circ$  dist.shaft

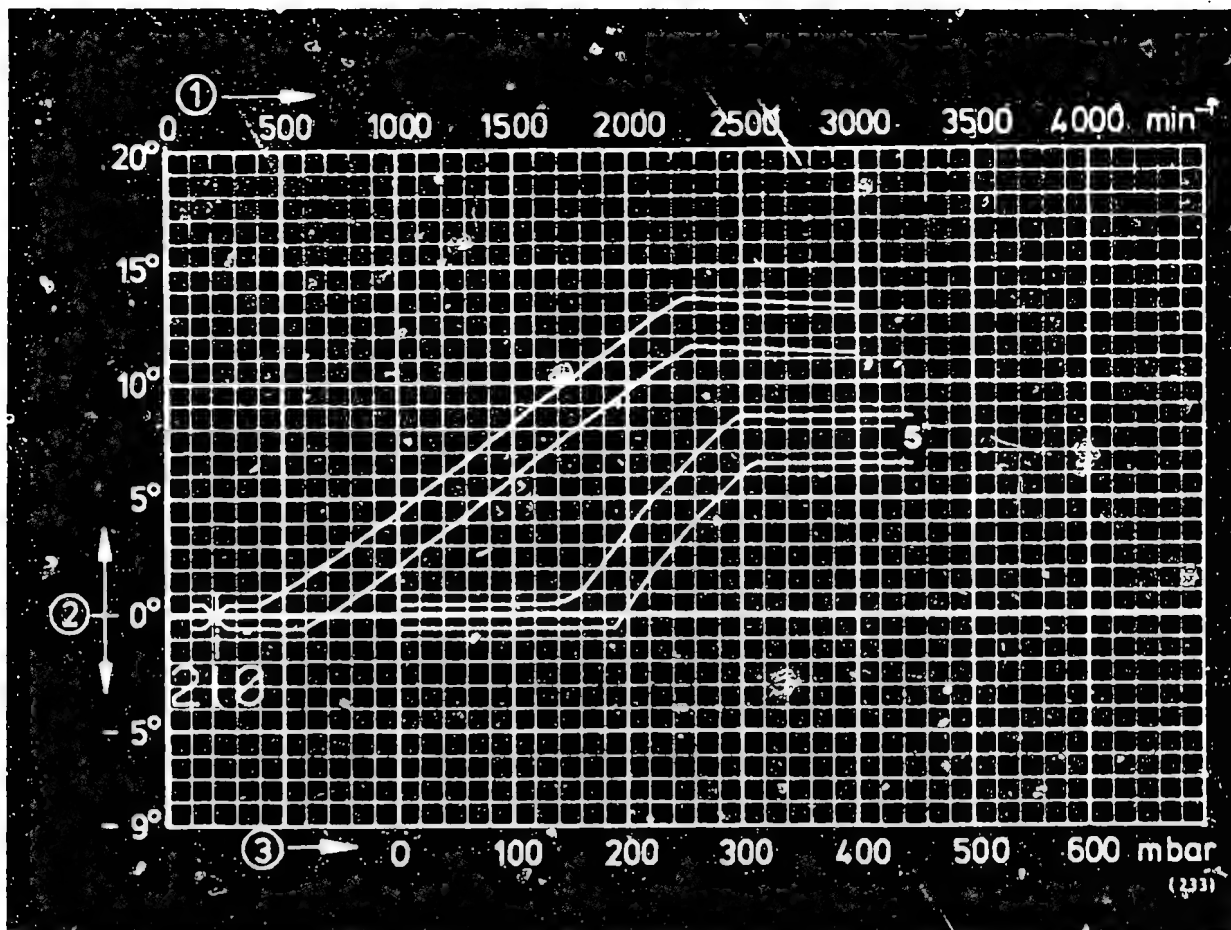
Repair and test instructions: W-237/500

**B1**

Test specifications

Ignition distributors 0 237..

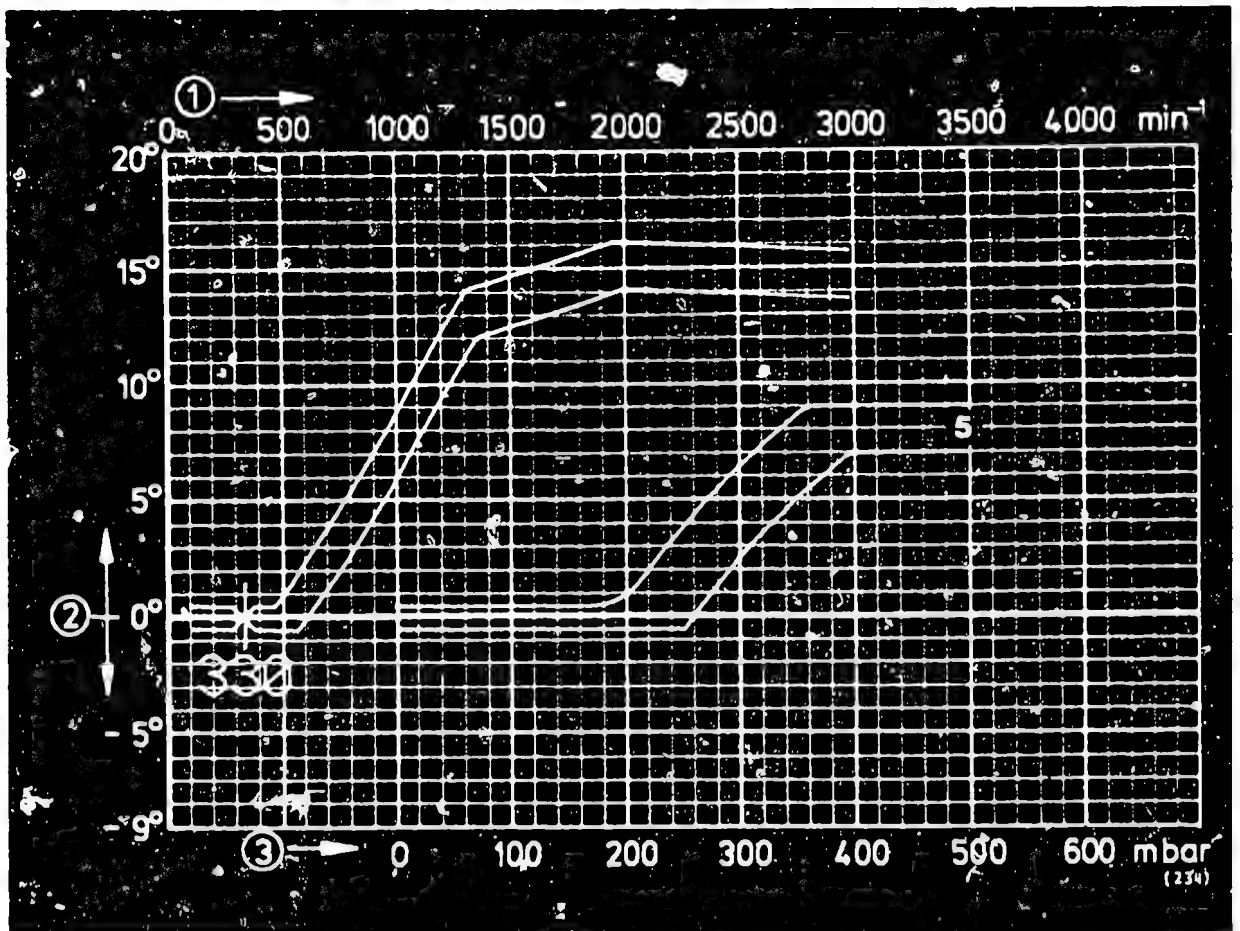




0 237 020 058

- 1 = Distributor-shaft speed
- 2 = Distributor-shaft advance
- 3 = Negative gauge pressure (vacuum)
- 5 = Negative gauge pressure (vacuum) advance
- Test adapter KDZV 7202 ZV-H
- Addition to tolerance range ±0.5° dist.shaft

Repair and test instructions: W-237/500



0 237 020 059

- 1 = Distributor-shaft speed
- 2 = Distributor-shaft advance
- 3 = Negative gauge pressure (vacuum)
- 5 = Negative gauge pressure (vacuum) advance
- Test adapter KDZV 7202 ZV-H
- Addition to tolerance range  $\pm 0.5^\circ$  dist.shaft

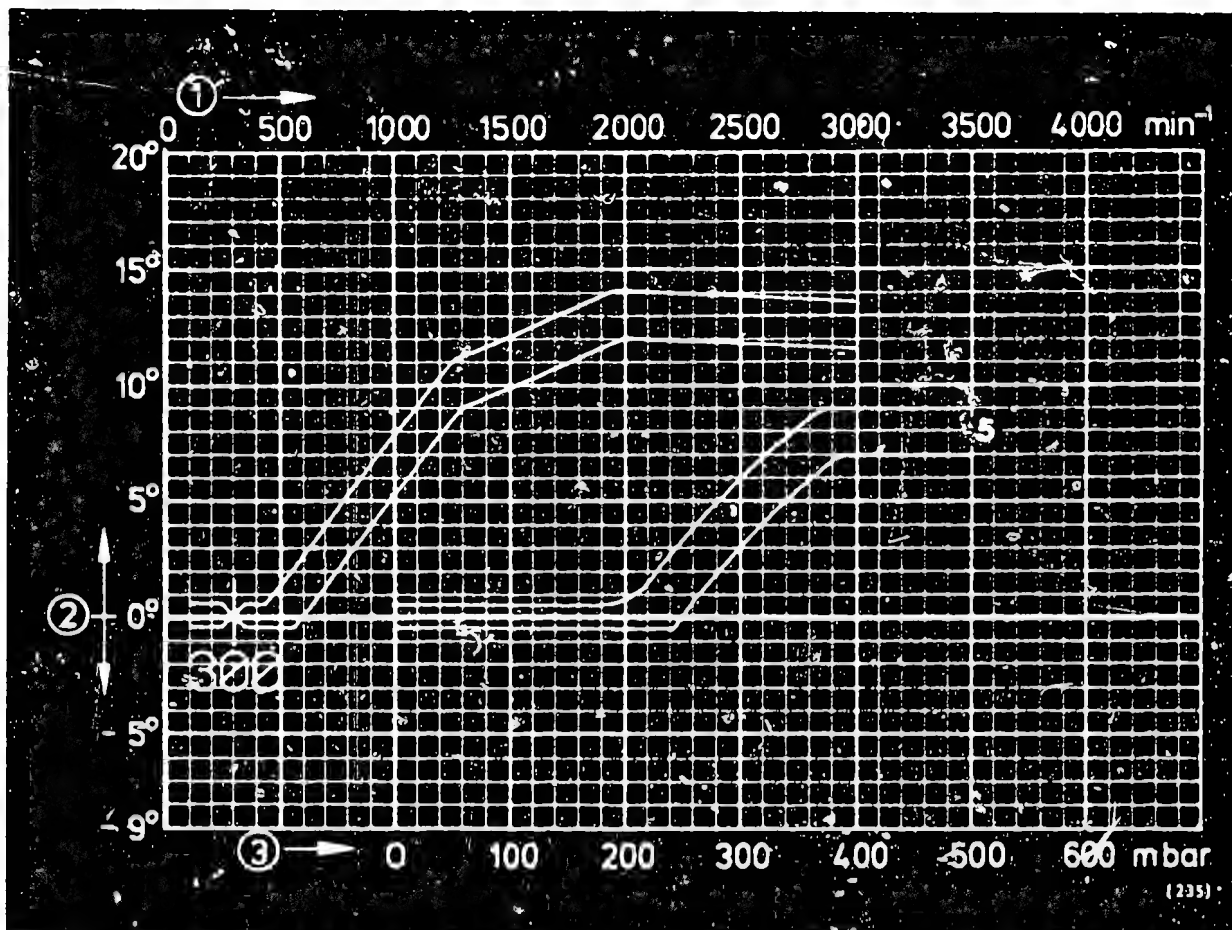
Repair and test instructions: W-237/500

**B3**

Test specifications

Ignition distributors 0 237..





0 237 020 061

- 1 = Distributor-shaft speed
- 2 = Distributor-shaft advance
- 3 = Negative gauge pressure (vacuum)
- 5 = Negative gauge pressure (vacuum) advance
- Test adapter KDZV 7202 ZV-H
- Addition to tolerance range  $\pm 0.5^\circ$  dist.shaft

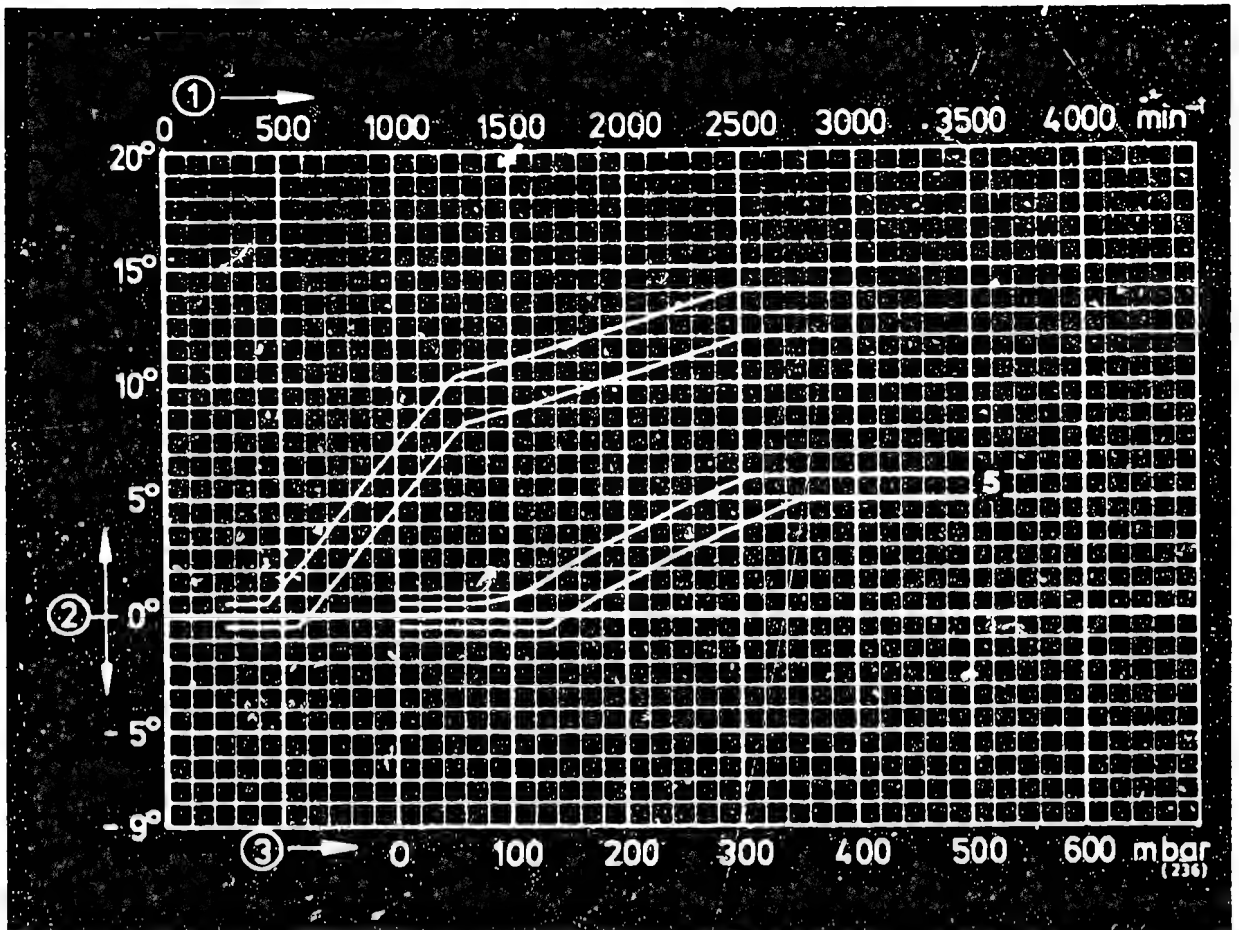
Repair and test instructions: W-237/500

**B4**

Test specifications

Ignition distributors 0 237..





0 237 020 062/063

- 1 = Distributor-shaft speed
- 2 = Distributor-shaft advance
- 3 = Negative gauge pressure (vacuum)
- 5 = Negative gauge pressure (vacuum) advance
- Test adapter KDZV 7202 ZV-H
- Addition to tolerance range  $\pm 0.5^\circ$  dist.shaft
- FD (date of manufacture) +242

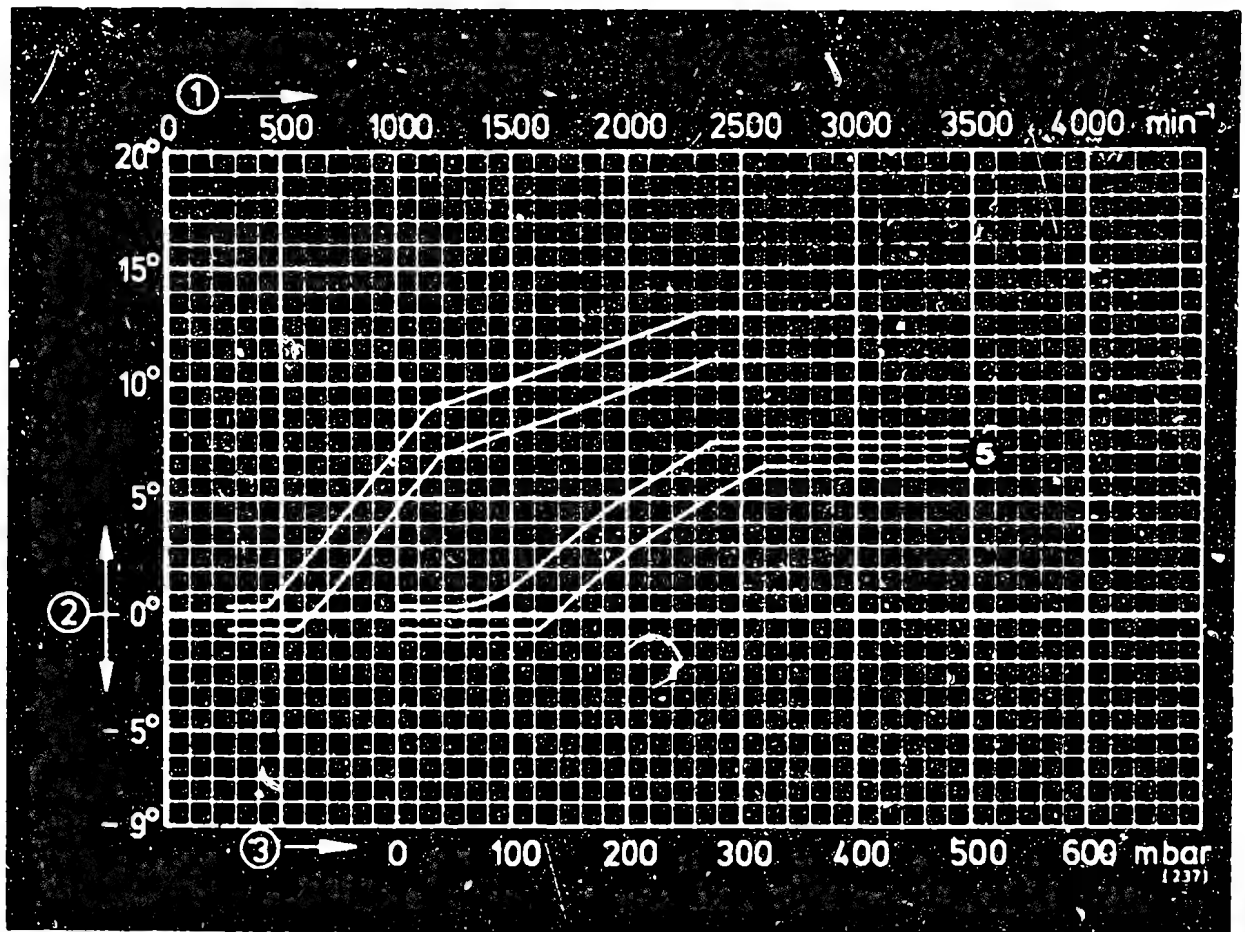
Repair and test instructions: W-237/500

**B5**

Test specifications

Ignition distributors 0 237..





0 237 020 062/063

- 1 = Distributor-shaft speed
- 2 = Distributor-shaft advance
- 3 = Negative gauge pressure (vacuum)
- 5 = Negative gauge pressure (vacuum) advance
- Test adapter KDZV 7202 ZV-H
- Addition to tolerance range ± 0.5° dist.shaft
- FD (date of manufacture) 243+

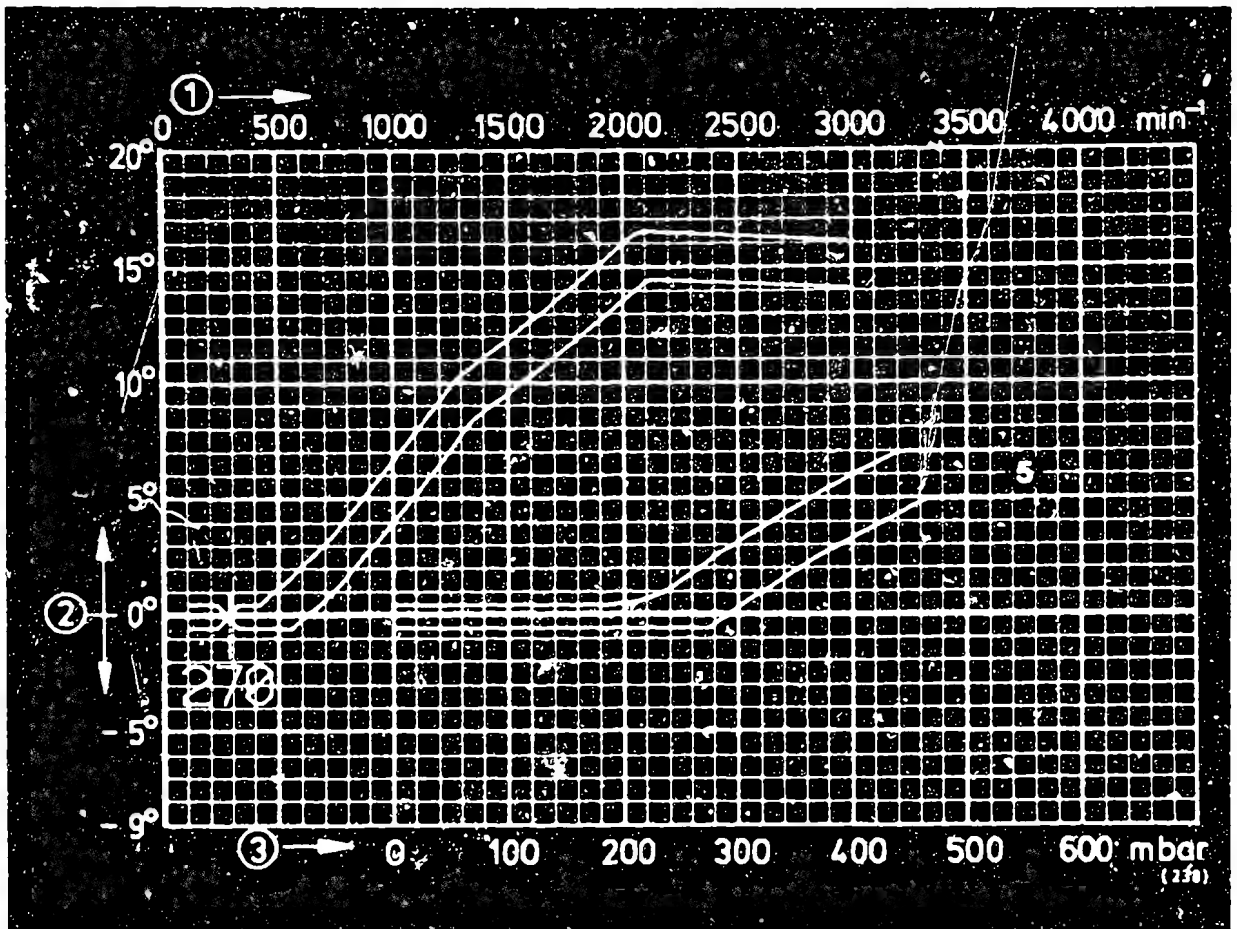
Repair and test instructions: W-237/500

**B6**

Test specifications

Ignition distributors 0 237..





0 237 020 064

- 1 = Distributor-shaft speed
- 2 = Distributor-shaft advance
- 3 = Negative gauge pressure (vacuum)
- 5 = Negative gauge pressure (vacuum) advance
- Test adapter KDZV 7202 ZV-H
- Addition to tolerance range  $\pm 0.5^\circ$  dist.shaft

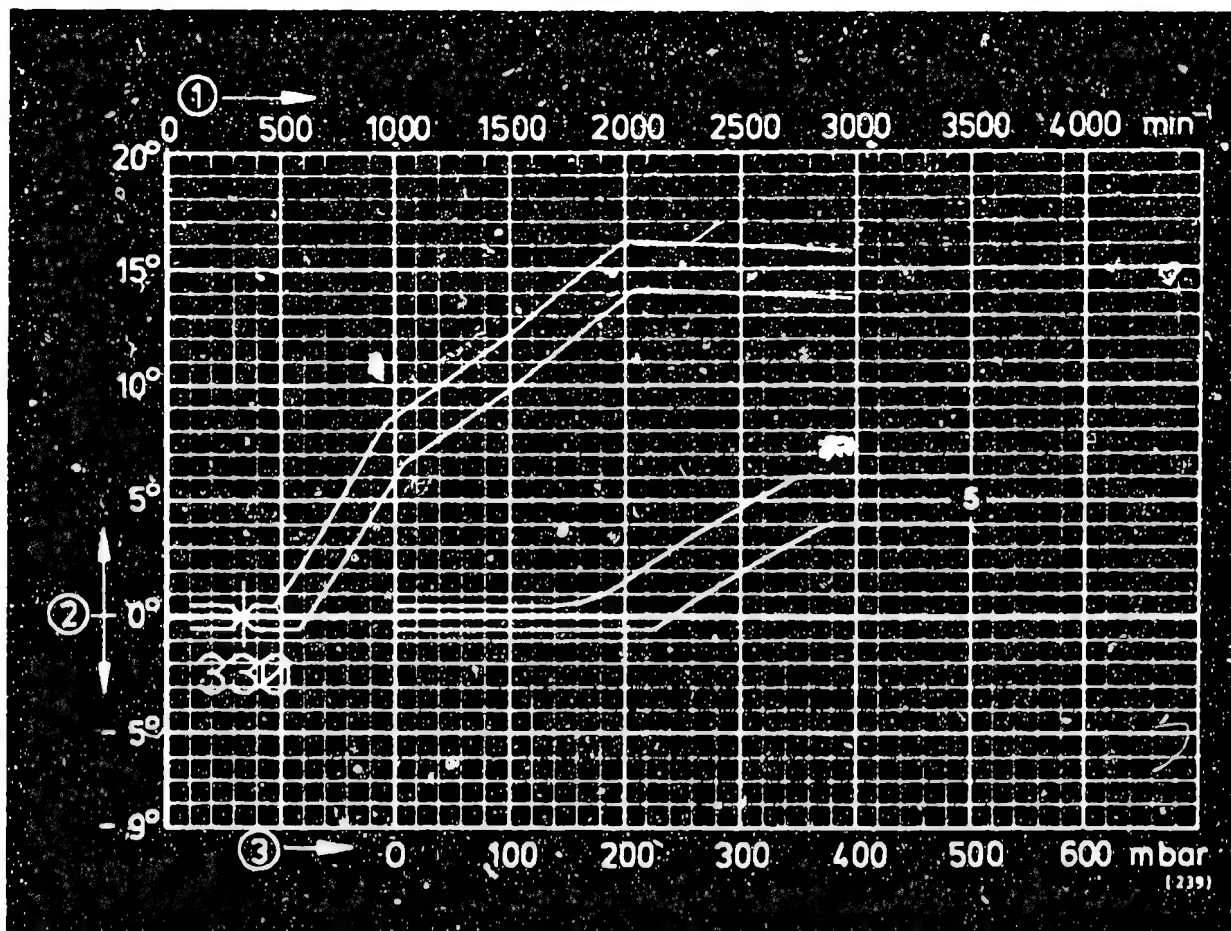
Repair and test instructions: W-237/500

**B7**

Test specifications

Ignition distributors 0 237..





0 237 020 065

- 1 = Distributor-shaft speed
  - 2 = Distributor-shaft advance
  - 3 = Negative gauge pressure (vacuum)
  - 5 = Negative gauge pressure (vacuum) advance
- Test adapter KDZV 7202 ZV-H  
 Addition to tolerance range  $\pm 0.5^\circ$  dist.shaft

Repair and test instructions: W-237/500

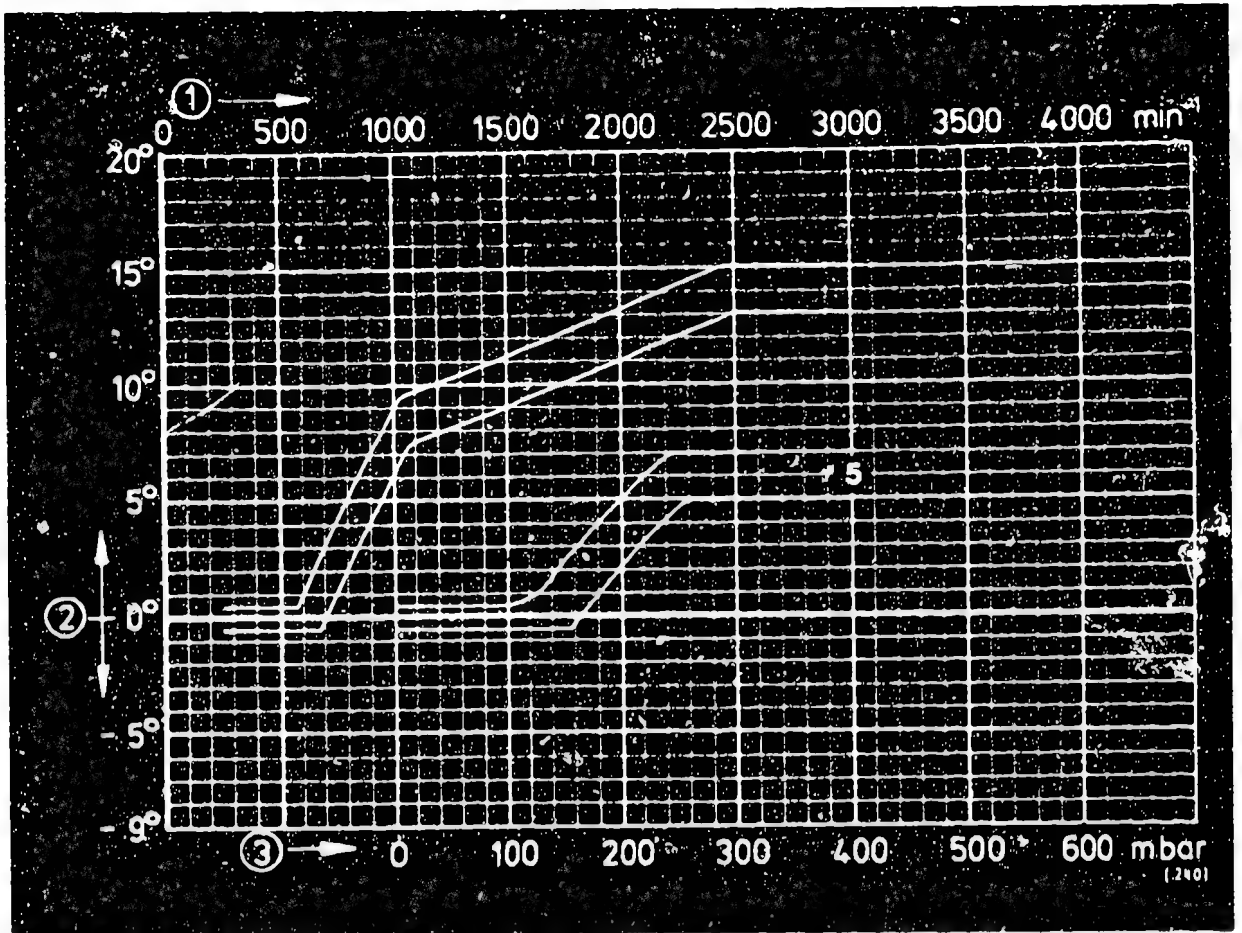
**B8**

Test specifications

Ignition distributors 0 237..







0 237 020 067/068

1 = Distributor-shaft speed

2 = Distributor-shaft advance

3 = Negative gauge pressure (vacuum)

5 = Negative gauge pressure (vacuum) advance

Test adapter KDZV 7202

ZV-H

Addition to tolerance range

± 0.5° dist.shaft

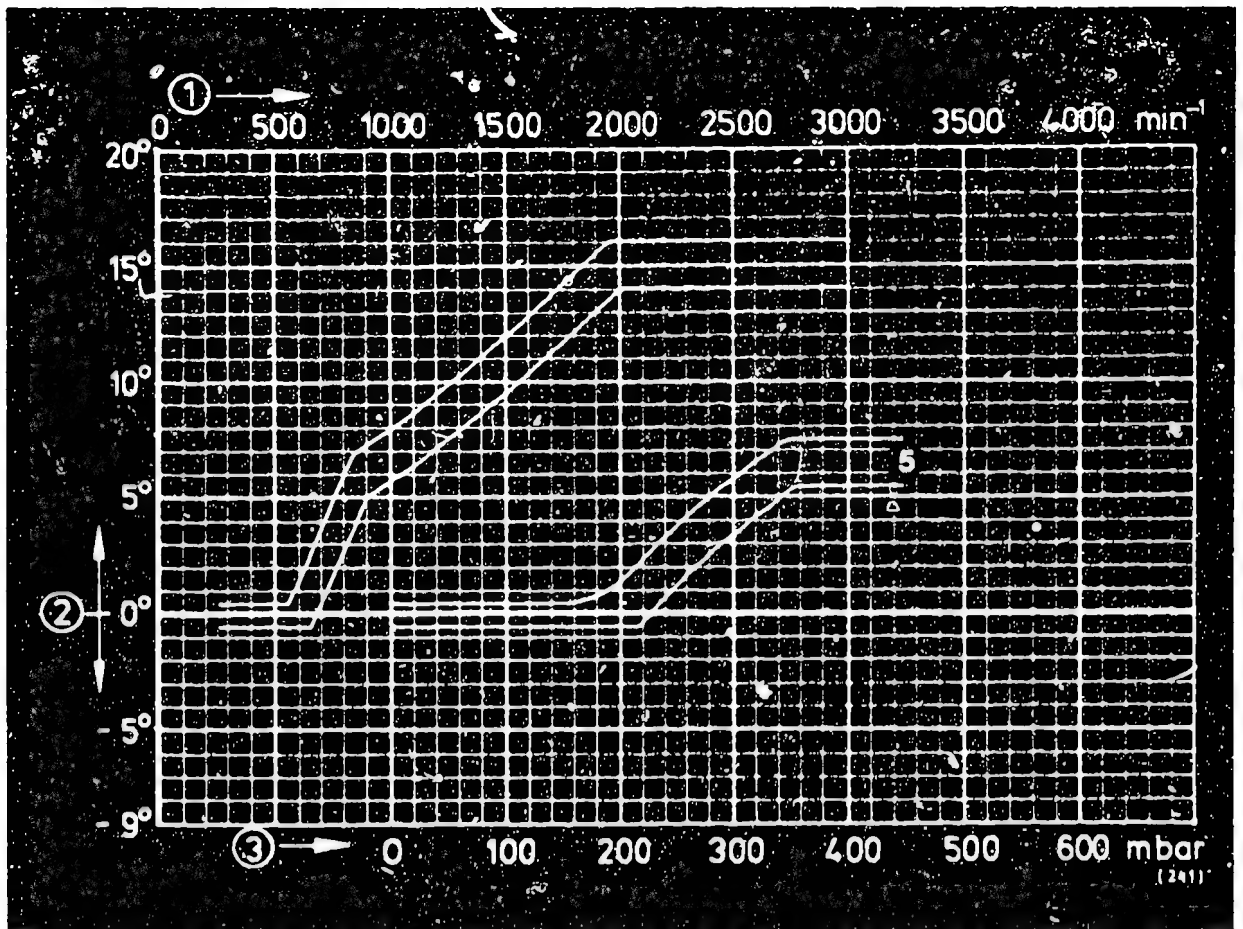
Repair and test instructions: W-237/500

**B9**

Test specifications

Ignition distributors 0 237..





0 237 020 069/070

- 1 = Distributor-shaft speed
- 2 = Distributor-shaft advance
- 3 = Negative gauge pressure (vacuum)
- 5 = Negative gauge pressure (vacuum) advance
- Test adapter KDZV 7202
- Addition to tolerance range
- ZV-H
- $\pm 0.5^\circ$  dist.shaft

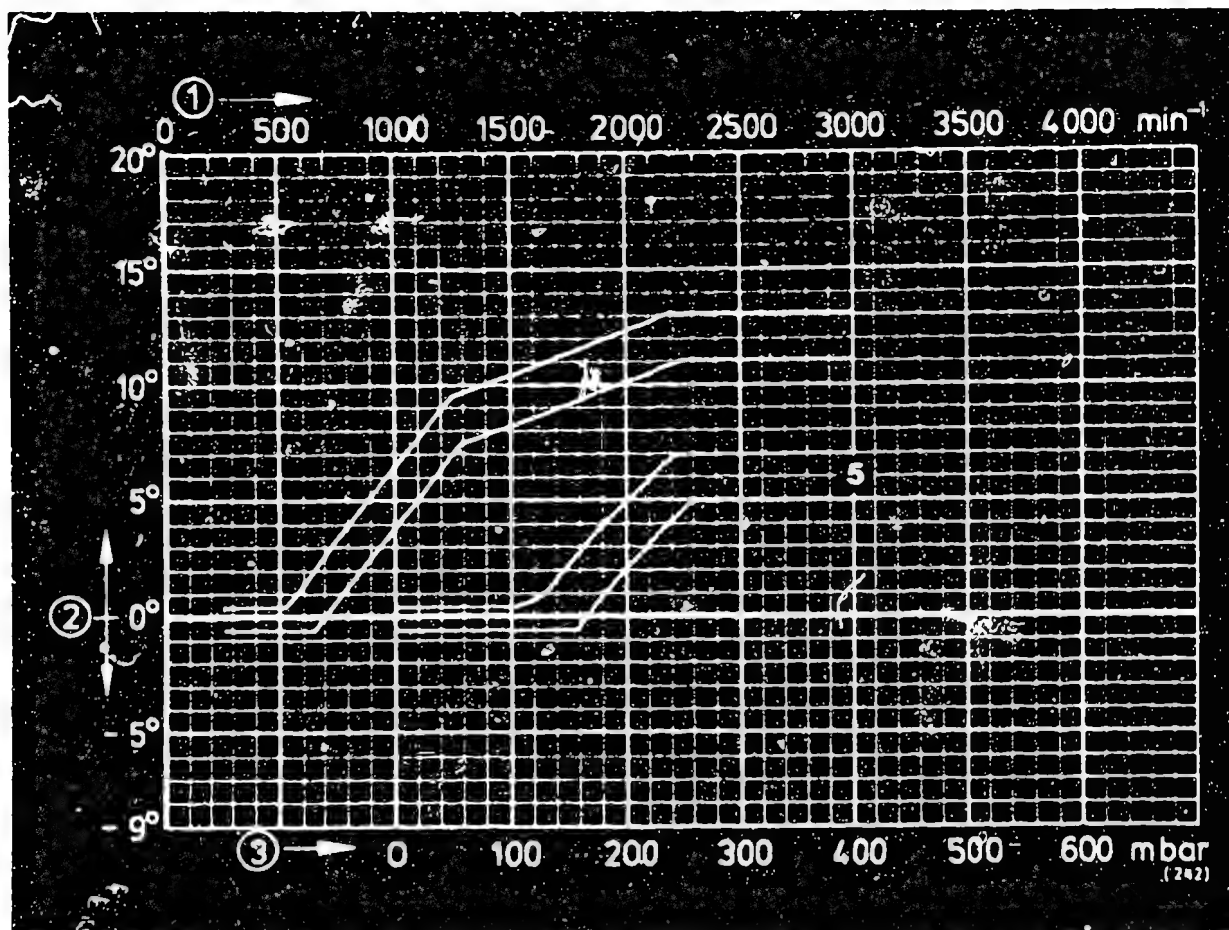
Repair and test instructions: W-237/500

**B 10**

Test specifications

Ignition distributors 0 237..





0 237 020 071/072

- 1 = Distributor-shaft speed
- 2 = Distributor-shaft advance
- 3 = Negative gauge pressure (vacuum)
- 5 = Negative gauge pressure (vacuum) advance
- Test adapter KDZV ZV-H
- Addition to tolerance range  $\pm 0.5^\circ$  dist.shaft

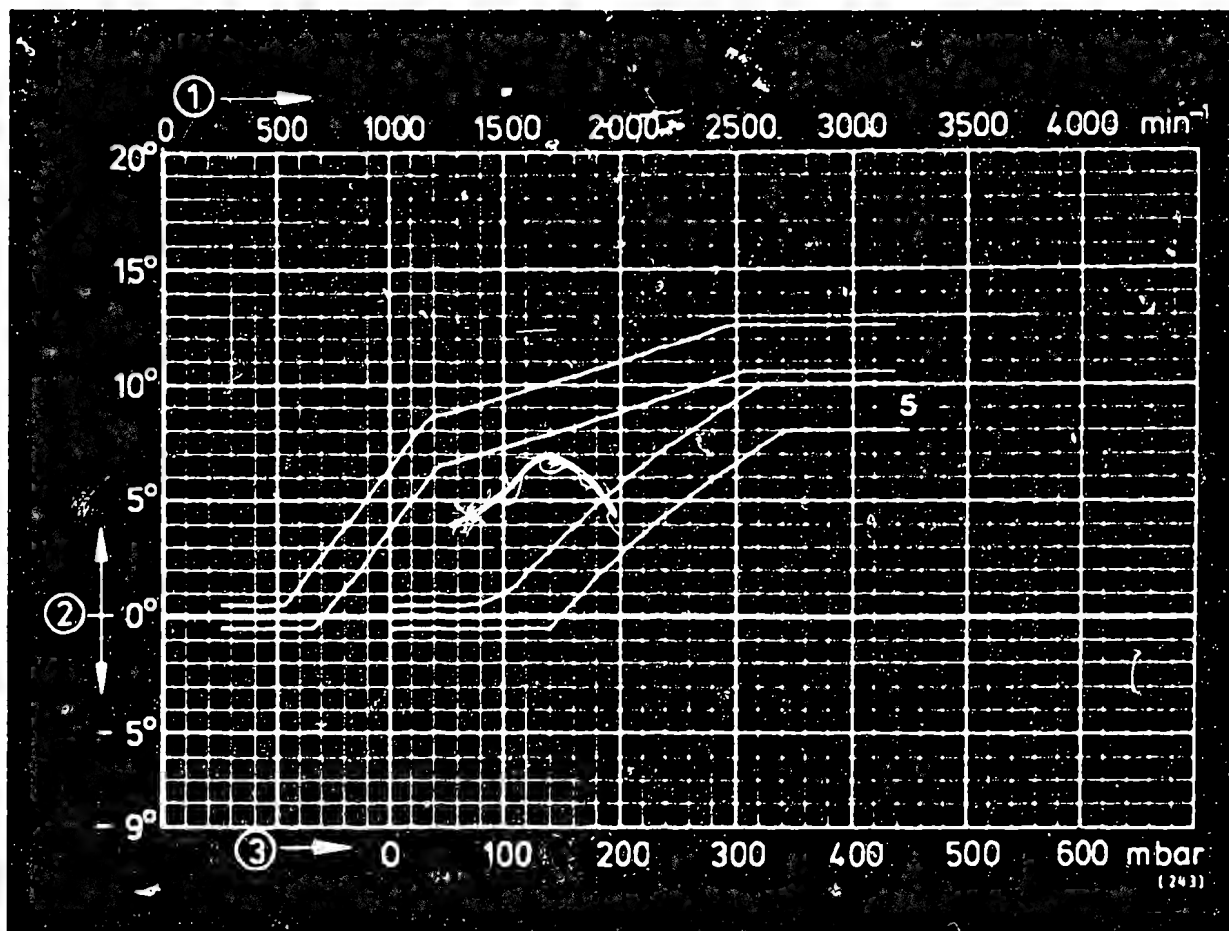
Repair and test instructions: W-237/500

**B11**

Test specifications

Ignition distributors 0 237..





0 237 020 073/074

- 1 = Distributor-shaft speed
- 2 = Distributor-shaft advance
- 3 = Negative gauge pressure (vacuum)
- 5 = Negative gauge pressure (vacuum) advance
- Test adapter KDZV 7202 ZV-H
- Addition to tolerance range  $\pm 0.5^\circ$  dist.shaft

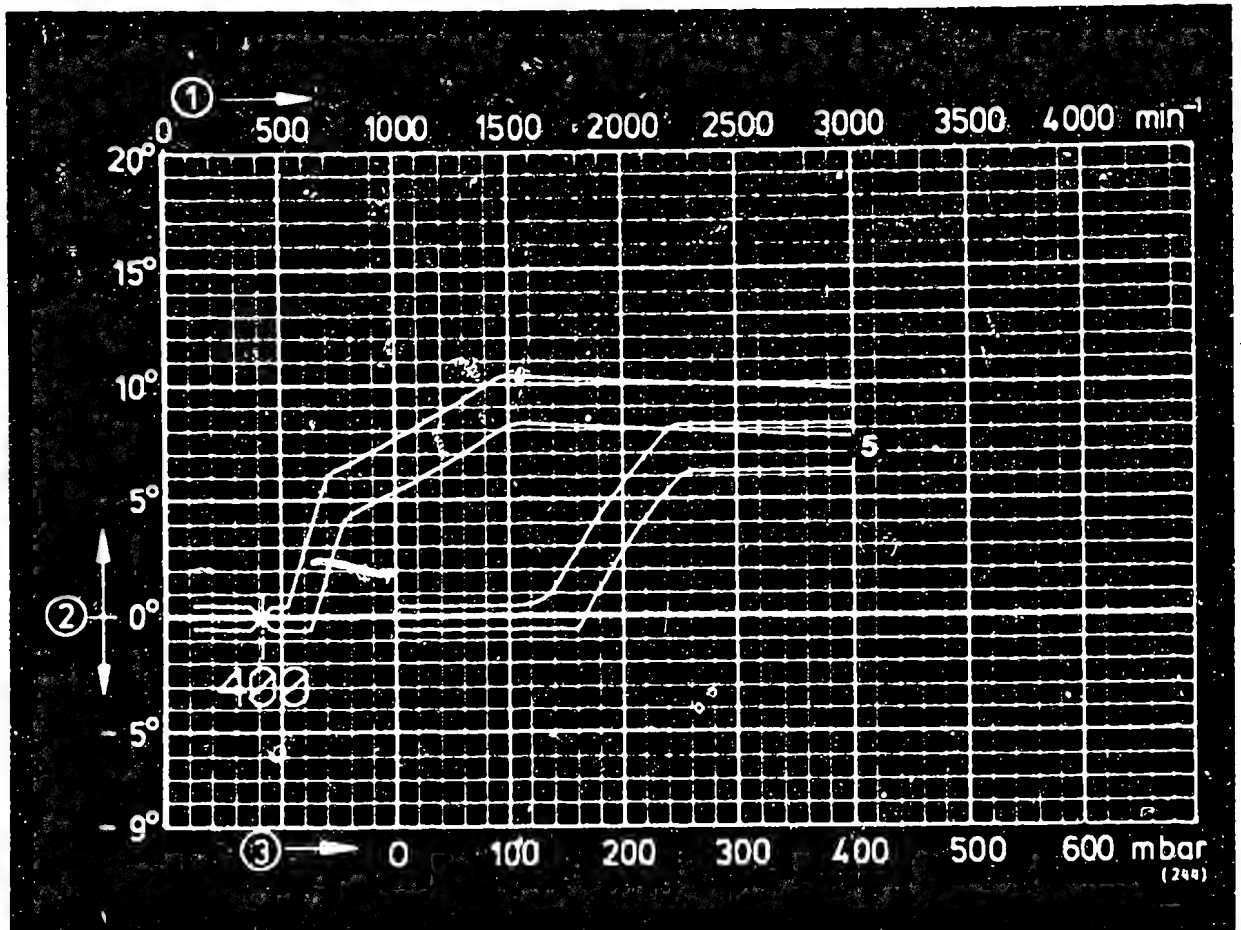
Repair and test instructions: W-237/500

**B 12**

Test specifications

Ignition distributors 0 237..





0 237 021 011

- 1 = Distributor-shaft speed
- 2 = Distributor-shaft advance
- 3 = Negative gauge pressure (vacuum)
- 5 = Negative gauge pressure (vacuum) advance
- Test adapter KDZV 7202 ZV-H
- Addition to tolerance range  $\pm 0.5^\circ$  dist.shaft

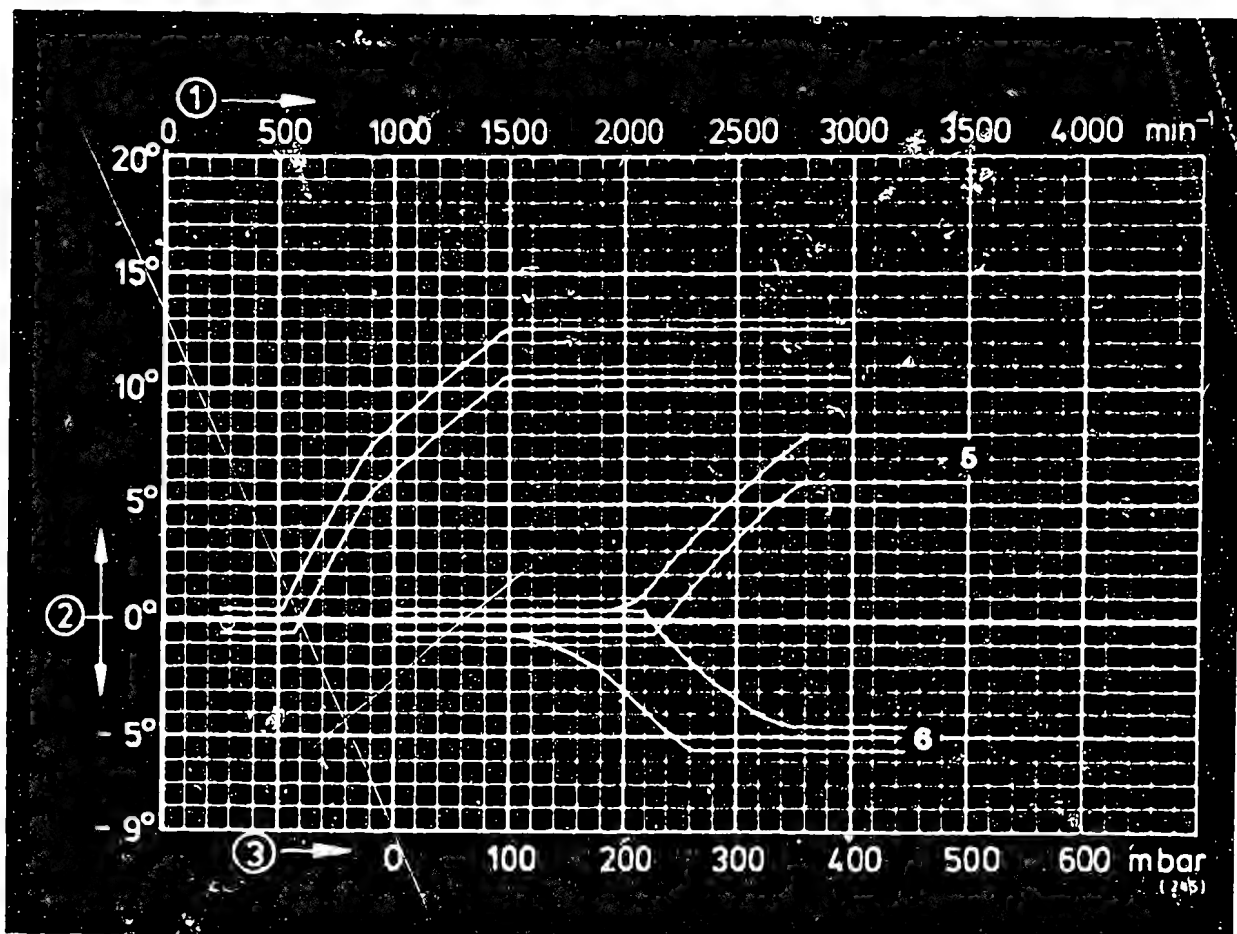
Repair and test instructions: W-237/500

**B13**

Test specifications

Ignition distributors 0 237..





0 237 022 025/026

- 1 = Distributor-shaft speed
- 2 = Distributor-shaft advance
- 3 = Negative gauge pressure (vacuum)
- 5 = Negative gauge pressure (vacuum) advance
- 6 = Negative gauge pressure (vacuum) retard
- Test adapter KDZV 7202 ZV-H
- Addition to tolerance range  $\pm 0.5^\circ$  dist.shaft

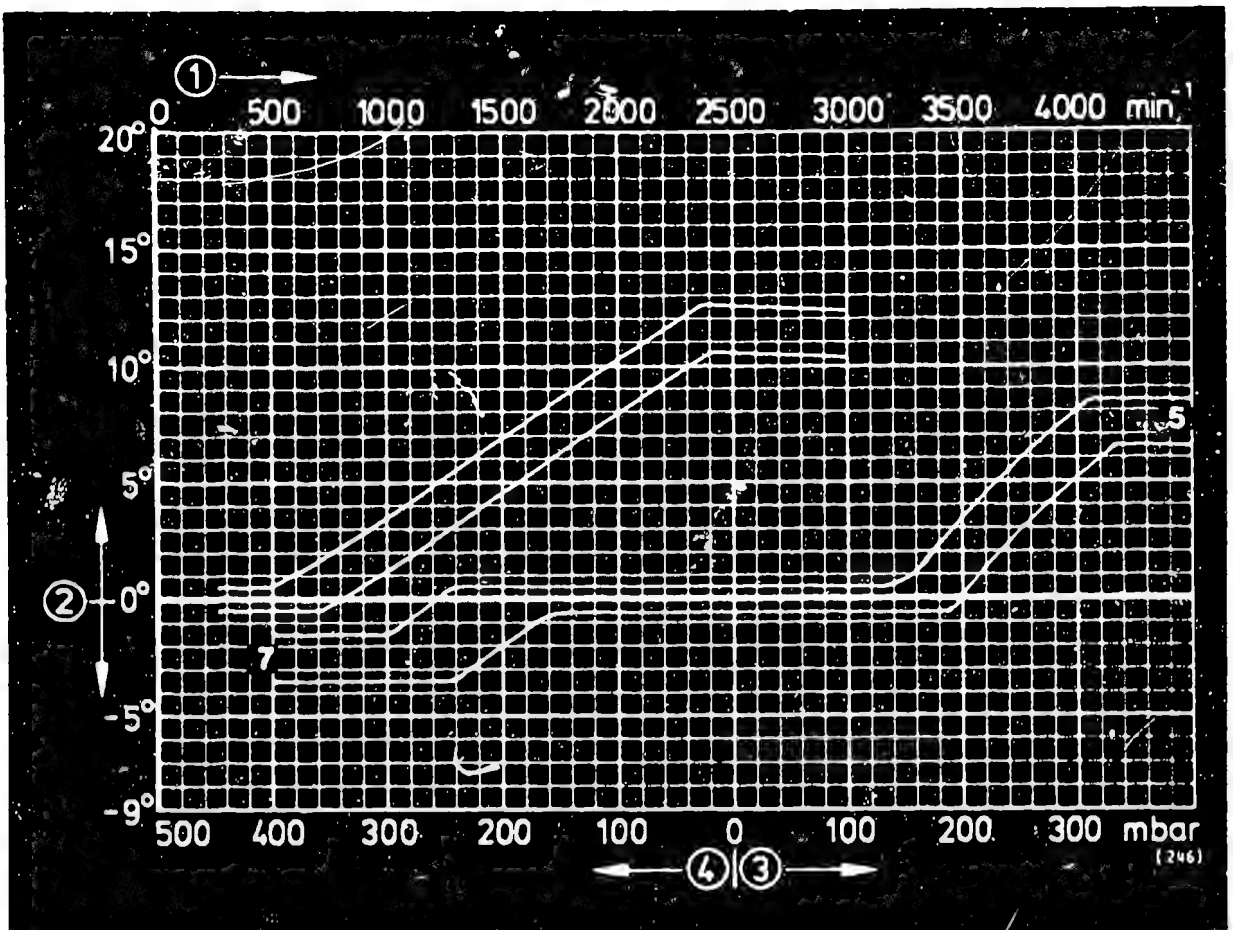
Repair and test instructions: W-237/500

**B 14**

Test specifications

Ignition distributors 0 237..





0 237 022 027

- 1 = Distributor-shaft speed
  - 2 = Distributor-shaft advance
  - 3 = Negative gauge pressure (vacuum)
  - 4 = Gauge pressure
  - 5 = Negative gauge pressure (vacuum) advance
  - 7 = Gauge pressure (retard)
- Test adapter KDZV 7202 ZV-H  
 Addition to tolerance range  $\pm 0.5^\circ$  dist.shaft

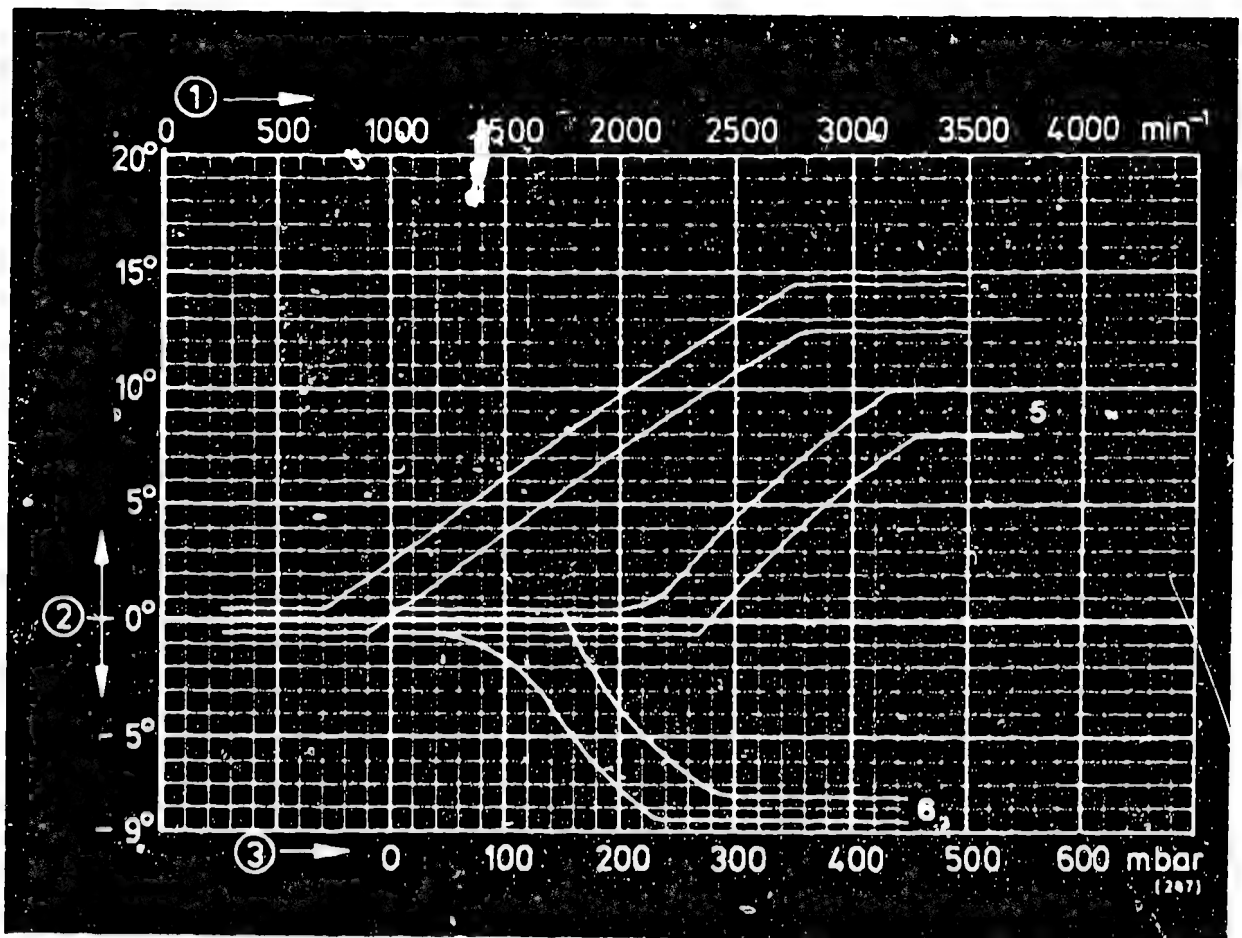
Repair and test instructions: W-237/500

**B 15**

Test specifications

Ignition distributors 0 237..





0 237 022 028/029

- 1 = Distributor-shaft speed
- 2 = Distributor-shaft advance
- 3 = Negative gauge pressure (vacuum)
- 5 = Negative gauge pressure (vacuum) advance
- 6 = Negative gauge pressure (vacuum) retard
- Test adapter KDZV 7202 ZV-H
- Addition to tolerance range  $\pm 0.5^\circ$  dist.shaft
- FD (date of manufacture) +245

Repair and test instructions: W-237/500

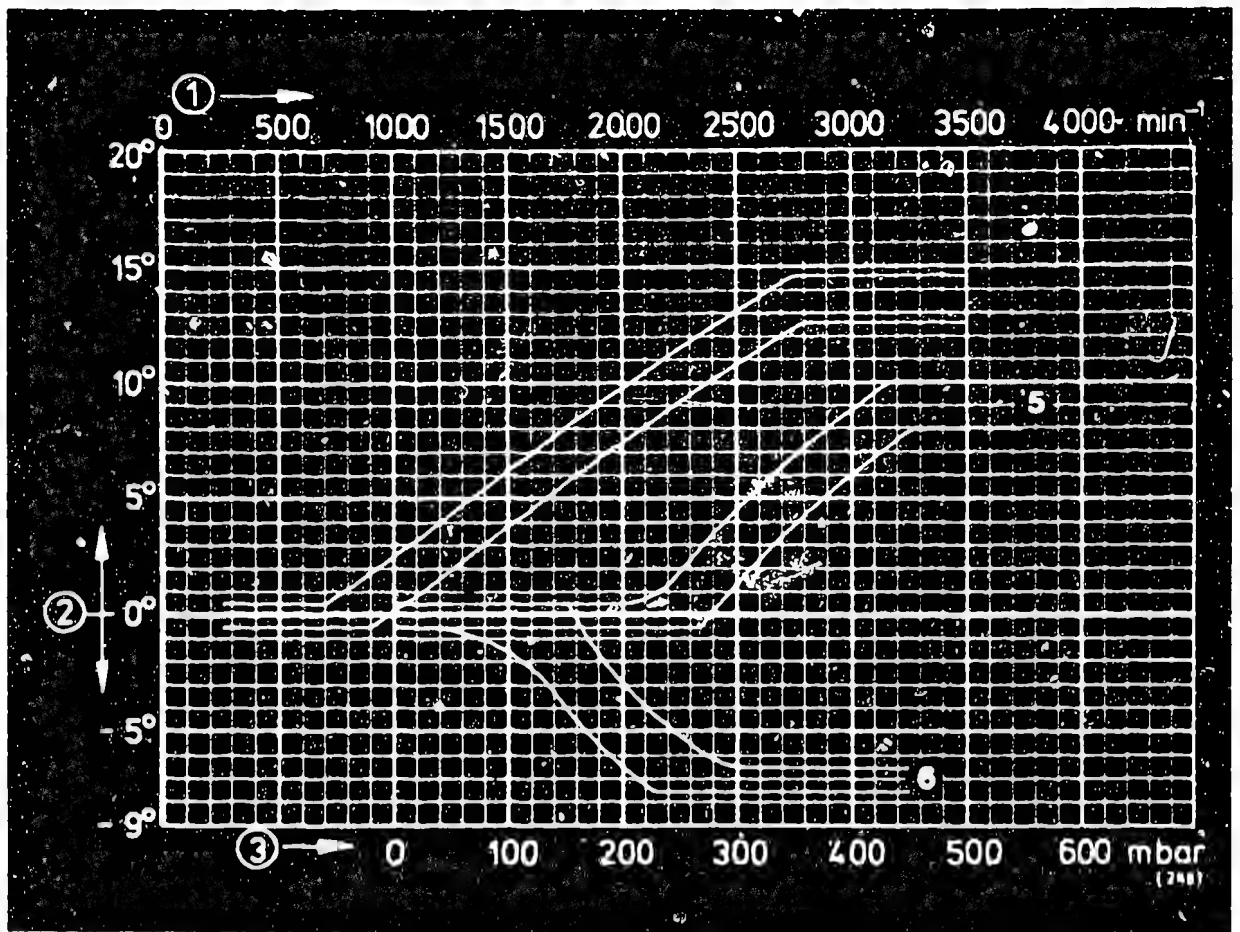
**B 16**

Test specifications

Ignition distributors 0 237..







0 237 022 028/029

- 1 = Distributor-shaft speed
  - 2 = Distributor-shaft advance
  - 3 = Negative gauge pressure (vacuum)
  - 5 = Negative gauge pressure (vacuum) advance
  - 6 = Negative gauge pressure (vacuum) retard
- Test adapter KDZV 7202 ZV-H  
 Addition to tolerance range  $\pm 0.5^\circ$  dist.shaft  
 FD (date of manufacture) 246→

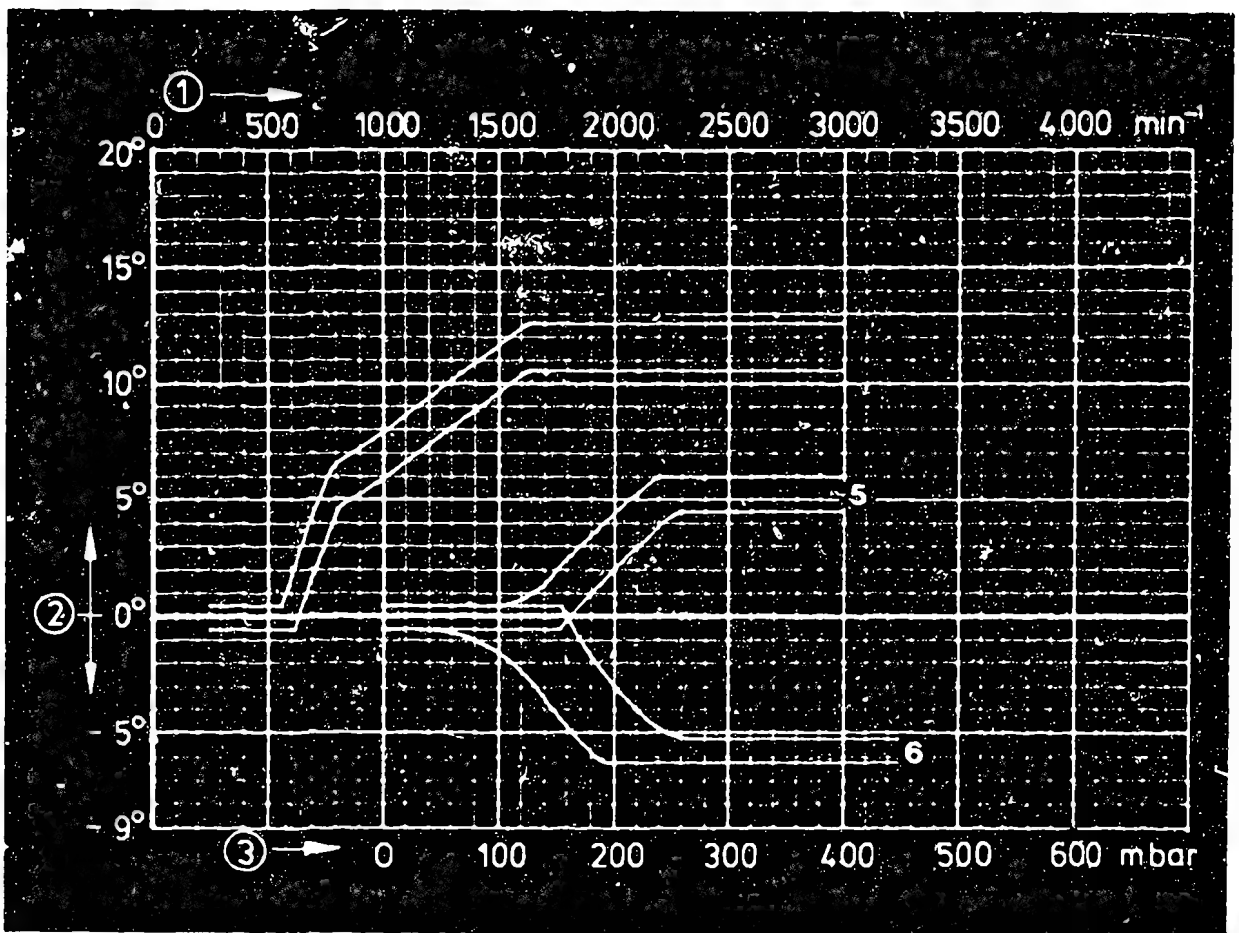
Repair and test instructions: W-237/500

**B17**

Test specifications

Ignition distributors 0 237..





0 237 023 007/008

- 1 = Distributor-shaft speed
  - 2 = Distributor-shaft advance
  - 3 = Negative gauge pressure (vacuum)
  - 5 = Negative gauge pressure (vacuum) advance
  - 6 = Negative gauge pressure (vacuum) retard
- Test adapter KDZV 7202 ZV-H  
 Addition to tolerance range  $\pm 0.5^\circ$  dist.shaft  
 Cut-out speed of limiter 2640 to 2810  $\text{min}^{-1}$

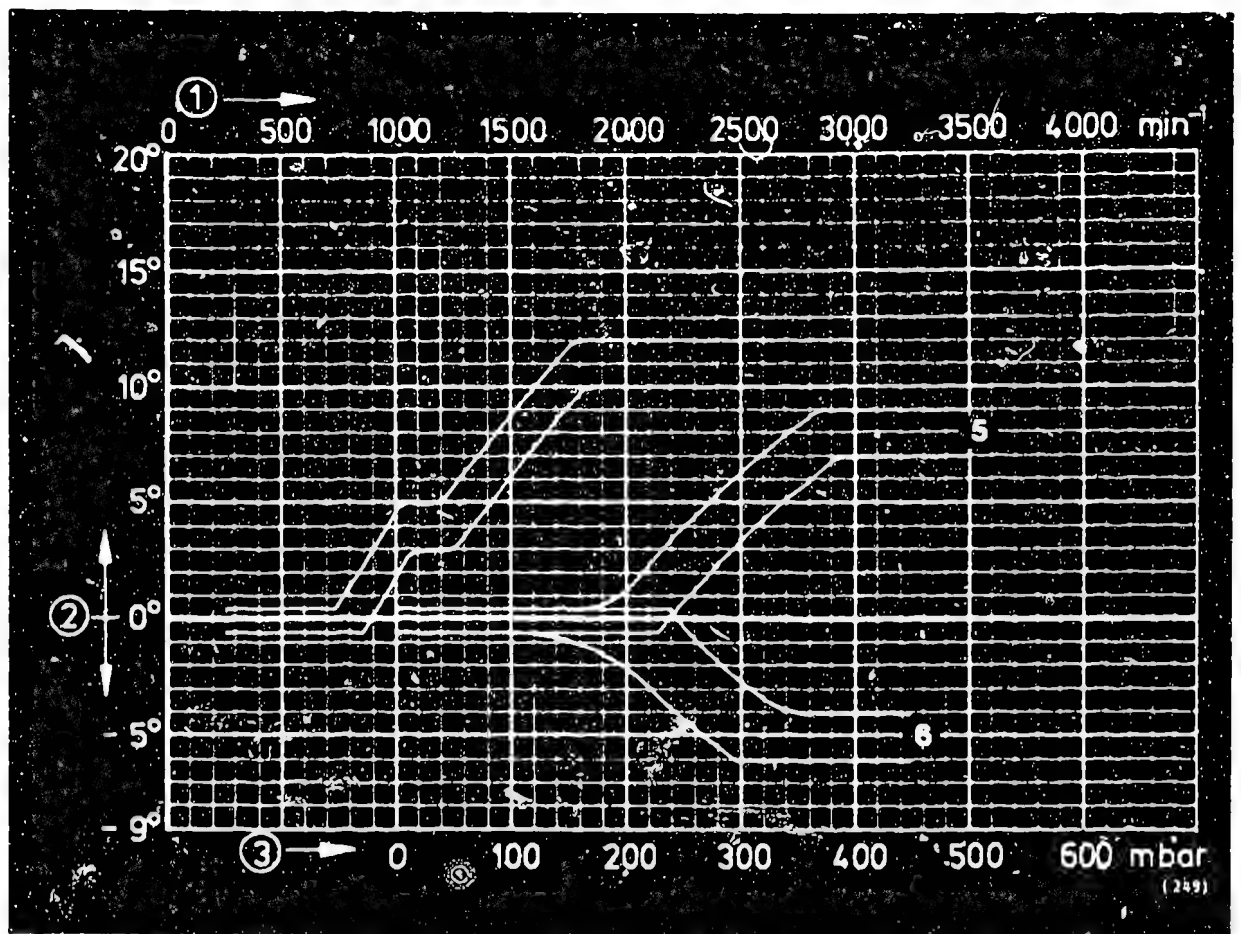
Repair and test instructions: W-237/500

**B 18**

Test specifications

Ignition distributors 0 237..





0 237 023 013/014

- 1 = Distributor-shaft speed
  - 2 = Distributor-shaft advance
  - 3 = Negative gauge pressure (vacuum)
  - 5 = Negative gauge pressure (vacuum) advance
  - 6 = Negative gauge pressure (vacuum) retard
- Test adapter KDZV 7202 ZV-H  
 Addition to tolerance range  $\pm 0.5^\circ$  dist.shaft  
 FD (date of manufacture) +246  
 Cut-out speed of limiter 2350 to 2500  $\text{min}^{-1}$

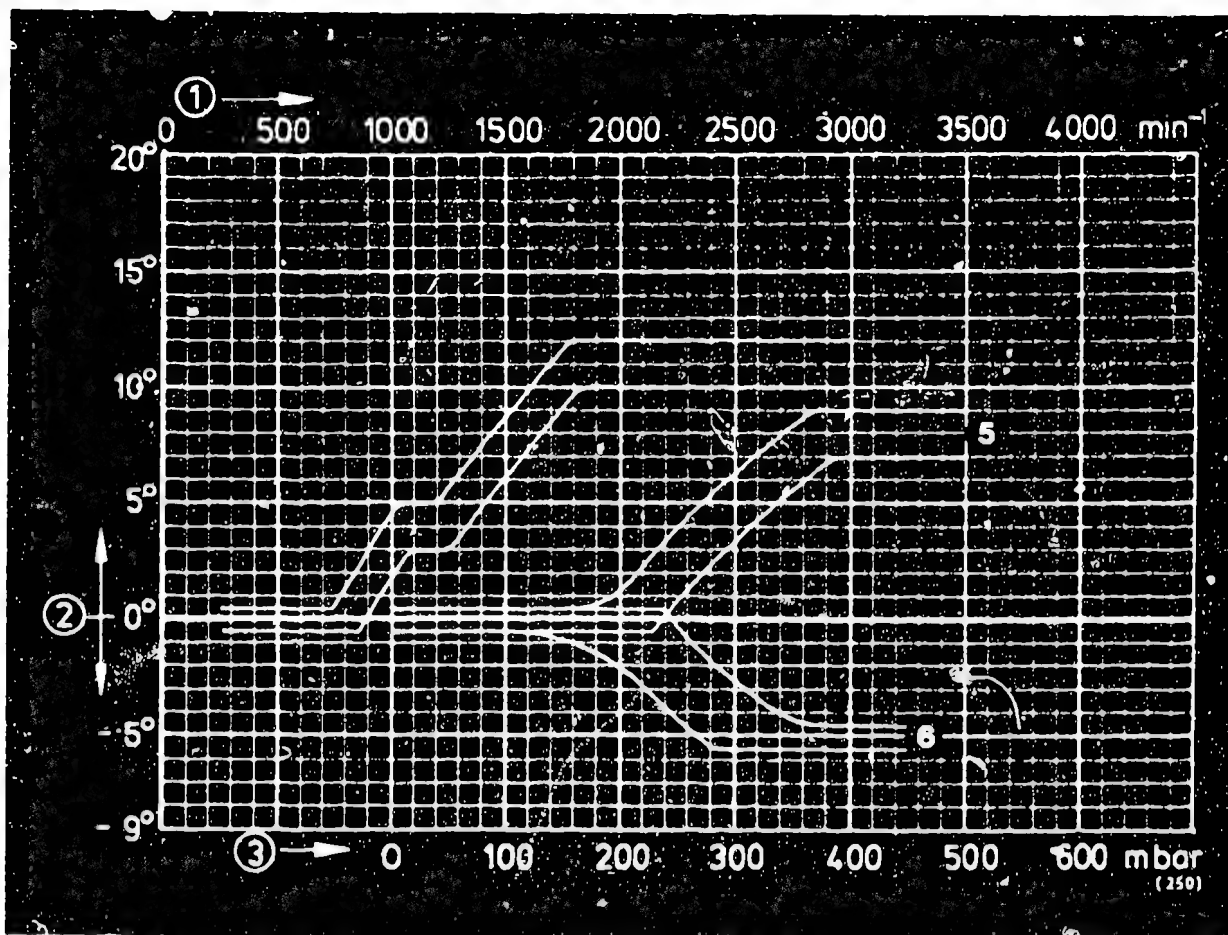
Repair and test instructions: W-237/500

**B 19**

Test specifications

Ignition distributors 0 237..





0 237 023 013/014

1 = Distributor-shaft speed

2 = Distributor-shaft advance

3 = Negative gauge pressure (vacuum)

5 = Negative gauge pressure (vacuum) advance

6 = Negative gauge pressure (vacuum) retard

Testadapter KDZV 7202

ZV-H

Addition to tolerance range

$\pm 0.5^\circ$  dist.shaft

FD (date of manufacture)

247→

Cut-out speed of limiter

2350 to 2500 min<sup>-1</sup>

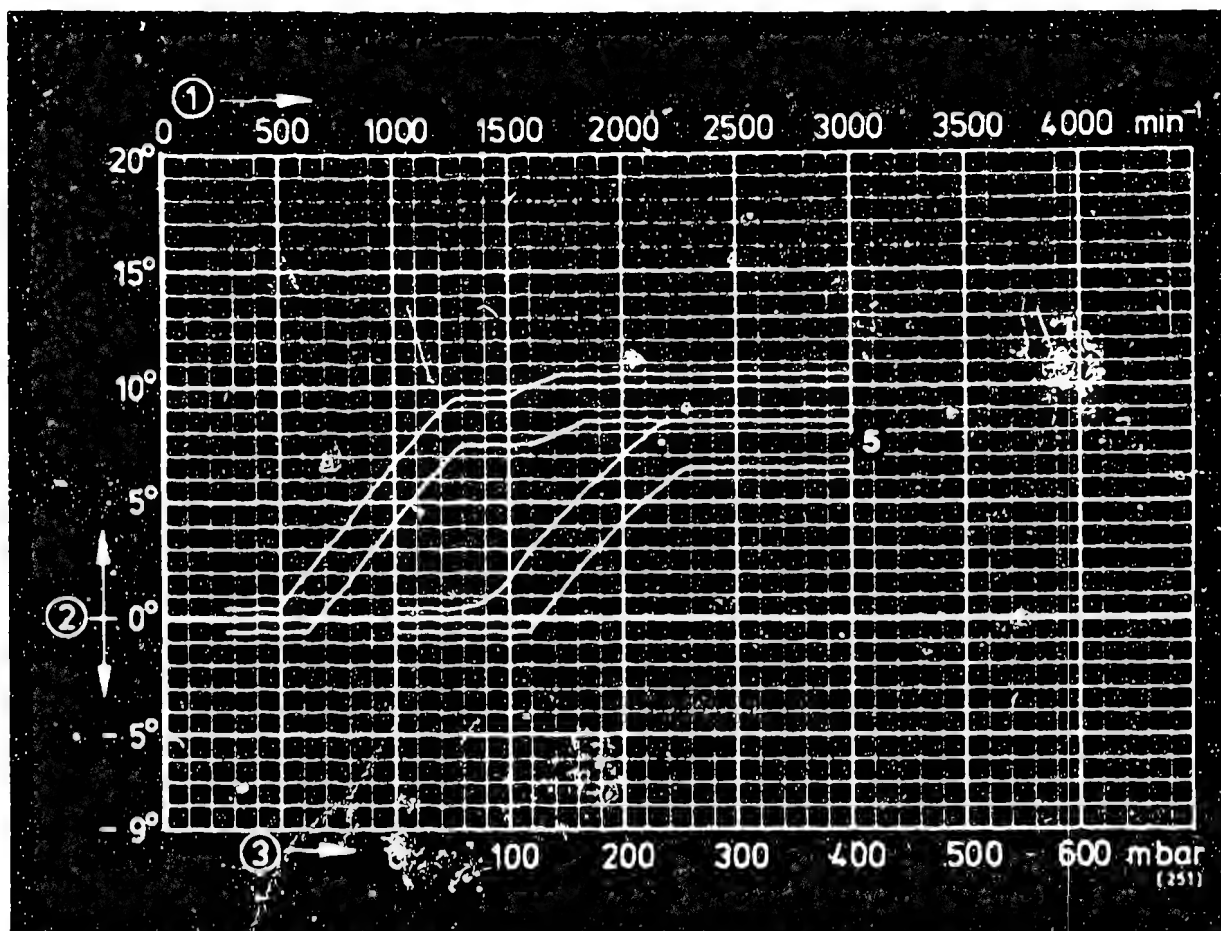
Repair and test instructions: W-237/500

**B 20**

Test specifications

Ignition distributors 0 237..





0 237 024 003/004

1 = Distributor-shaft speed

2 = Distributor-shaft advance

3 = Negative gauge pressure (vacuum)

5 = Negative gauge pressure (vacuum) advance

Test adapter KDZV 7202

ZV-H

Addition to tolerance range

$\pm 0.5^\circ$  dist.shaft

FD (date of manufacture)

+245

Cut-out speed of limiter

3380 to 3590  $\text{min}^{-1}$

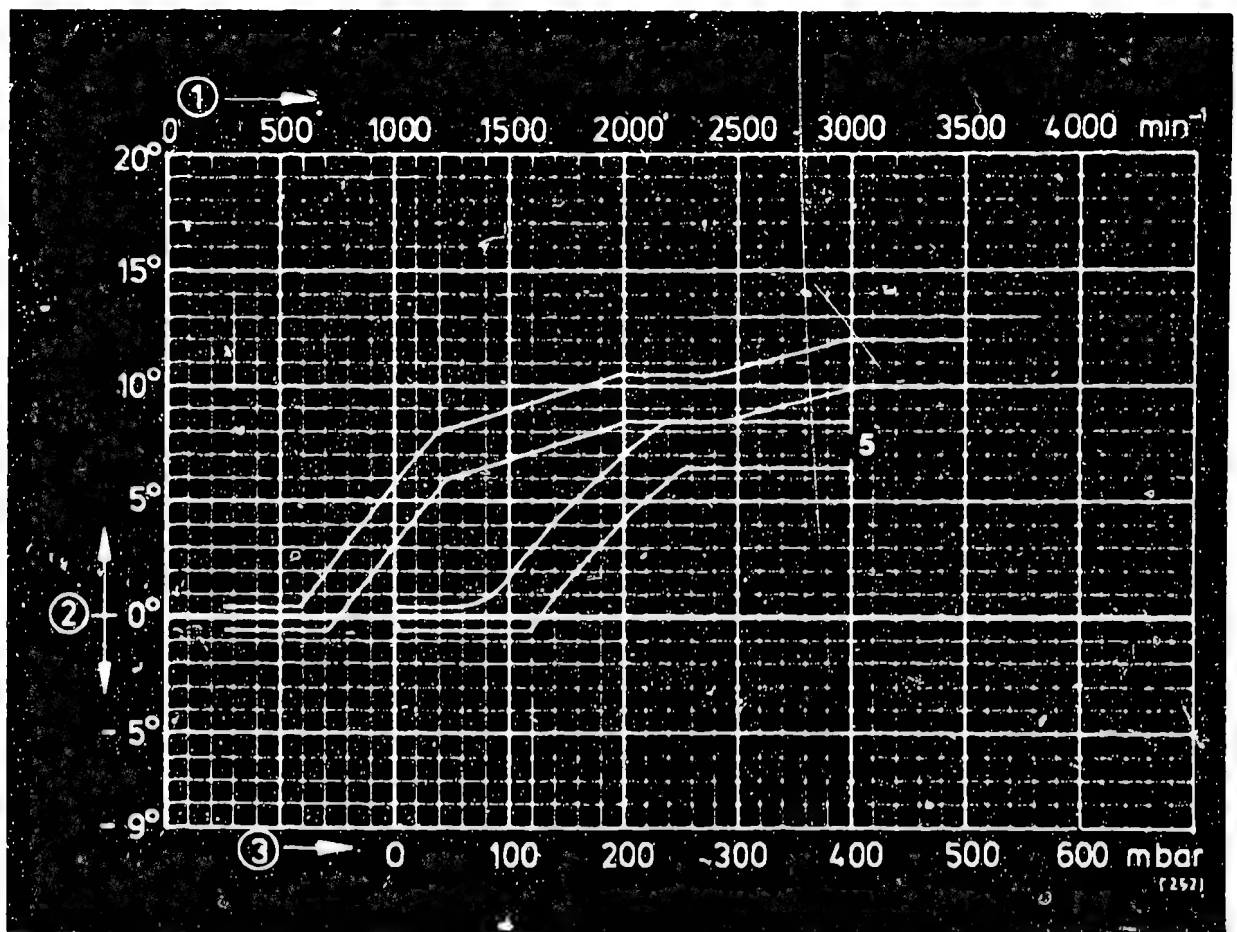
Repair and test instructions: W-237/500

**B21**

Test specifications

Ignition distributors 0 237..





0 237 024 003/004

1 = Distributor-shaft speed  
 2 = Distributor-shaft advance  
 3 = Negative gauge pressure (vacuum)  
 5 = Negative gauge pressure (vacuum) advance  
 Test adapter KDZV 7202 ZV-H  
 Addition to tolerance range  $\pm 0.5^\circ$  dist.shaft  
 FD (date of manufacture) 246→  
 Cut-out speed of limiter 3380 to  $3590 \text{ min}^{-1}$

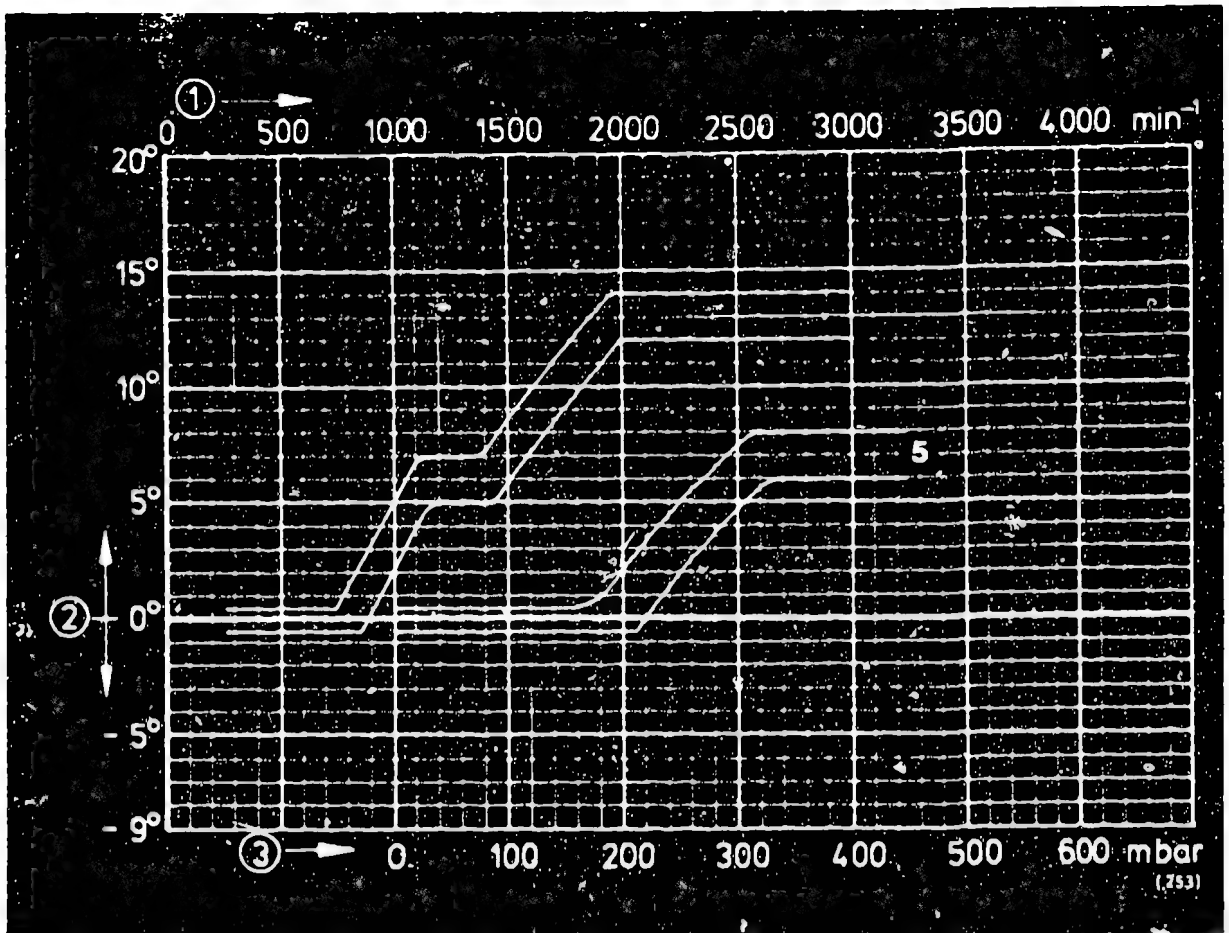
Repair and test instructions: W-237/500

**B22**

Test specifications

Ignition distributors 0 237..





0 237 024 005/006

1 = Distributor-shaft speed

2 = Distributor-shaft advance

3 = Negative gauge pressure (vacuum)

5 = Negative gauge pressure (vacuum) advance

Test adapter KDZV 7202

ZV-H

Addition to tolerance range

$\pm 0.5^\circ$  dist.shaft

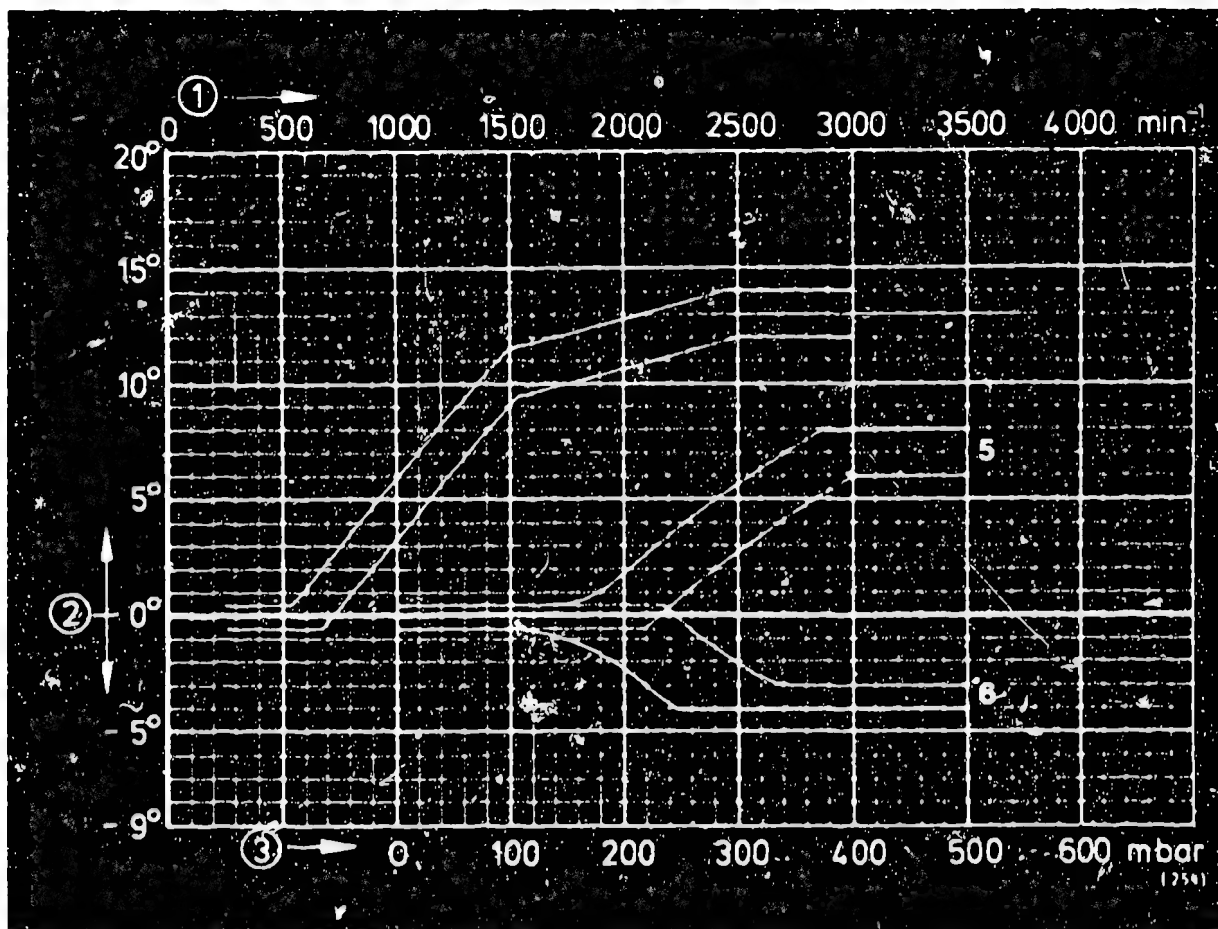
Repair and test instructions: W-237/ 500

**B 23**

Test specifications

Ignition distributors 0 237..





0237 025 025/026

- 1 = Distributor-shaft speed
  - 2 = Distributor-shaft advance
  - 3 = Negative gauge pressure (vacuum)
  - 5 = Negative gauge pressure (vacuum) advance
  - 6 = Negative gauge pressure (vacuum) retard
- Test adapter KDZV 7202  
 Addition to tolerance range  $\pm 0.5^\circ$  dist.shaft  
 Cut-out speed of limiter ZV-H 3280 to 3480 min<sup>-1</sup>

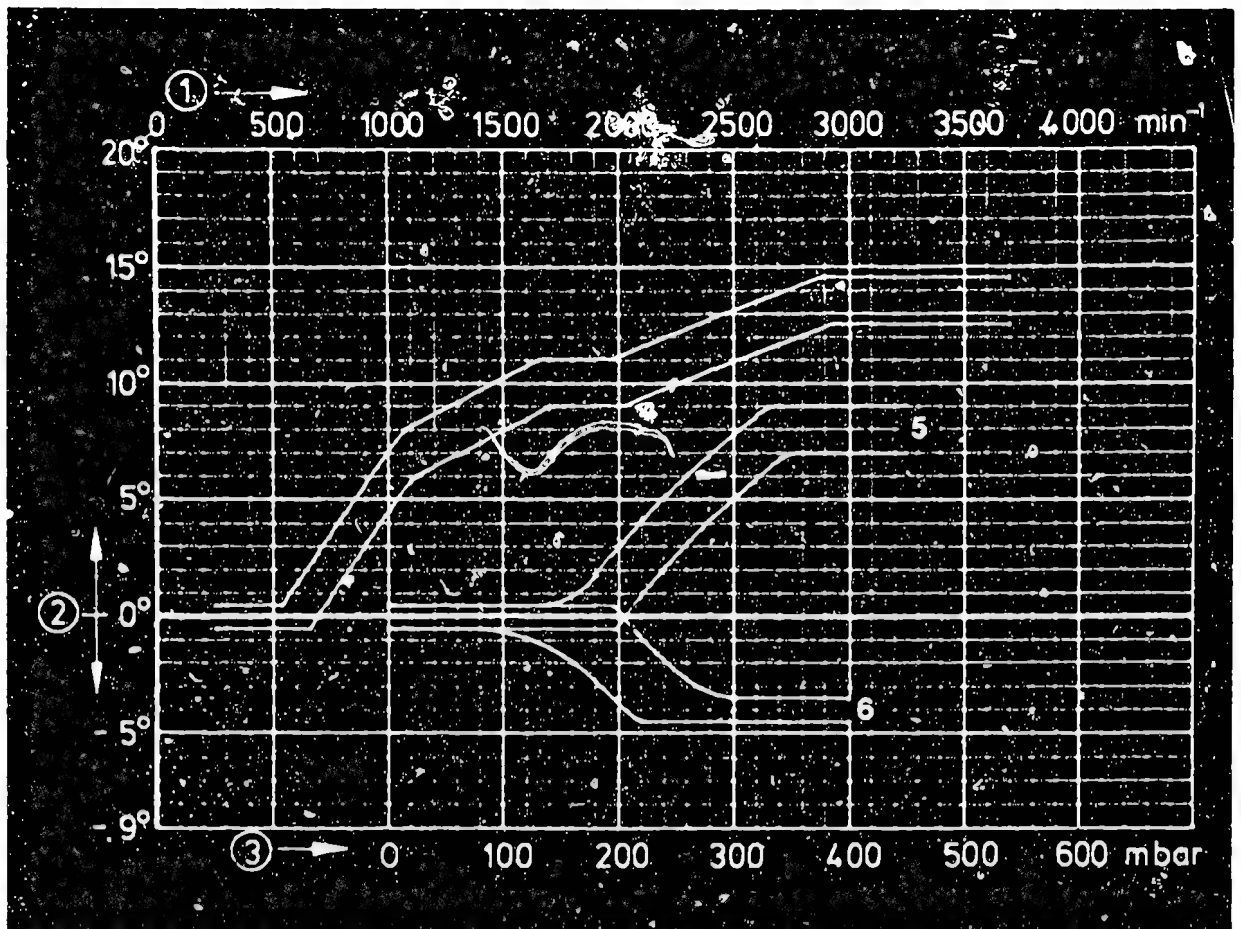
Repair and test instructions: W-237/500

**B24**

Test specifications  
 Ignition distributors 0 237..







0 237 025 027/028

1 = Distributor-shaft speed

2 = Distributor-shaft advance

3 = Negative gauge pressure (vacuum)

5 = Negative gauge pressure (vacuum) advance

6 = Negative gauge pressure (vacuum) retard

Test adapter KDZV 7202

ZV-H

Addition to tolerance range

$\pm 0.5^\circ$  dist.shaft

Cut-out speed of limiter

3280 to 3480  $\text{min}^{-1}$

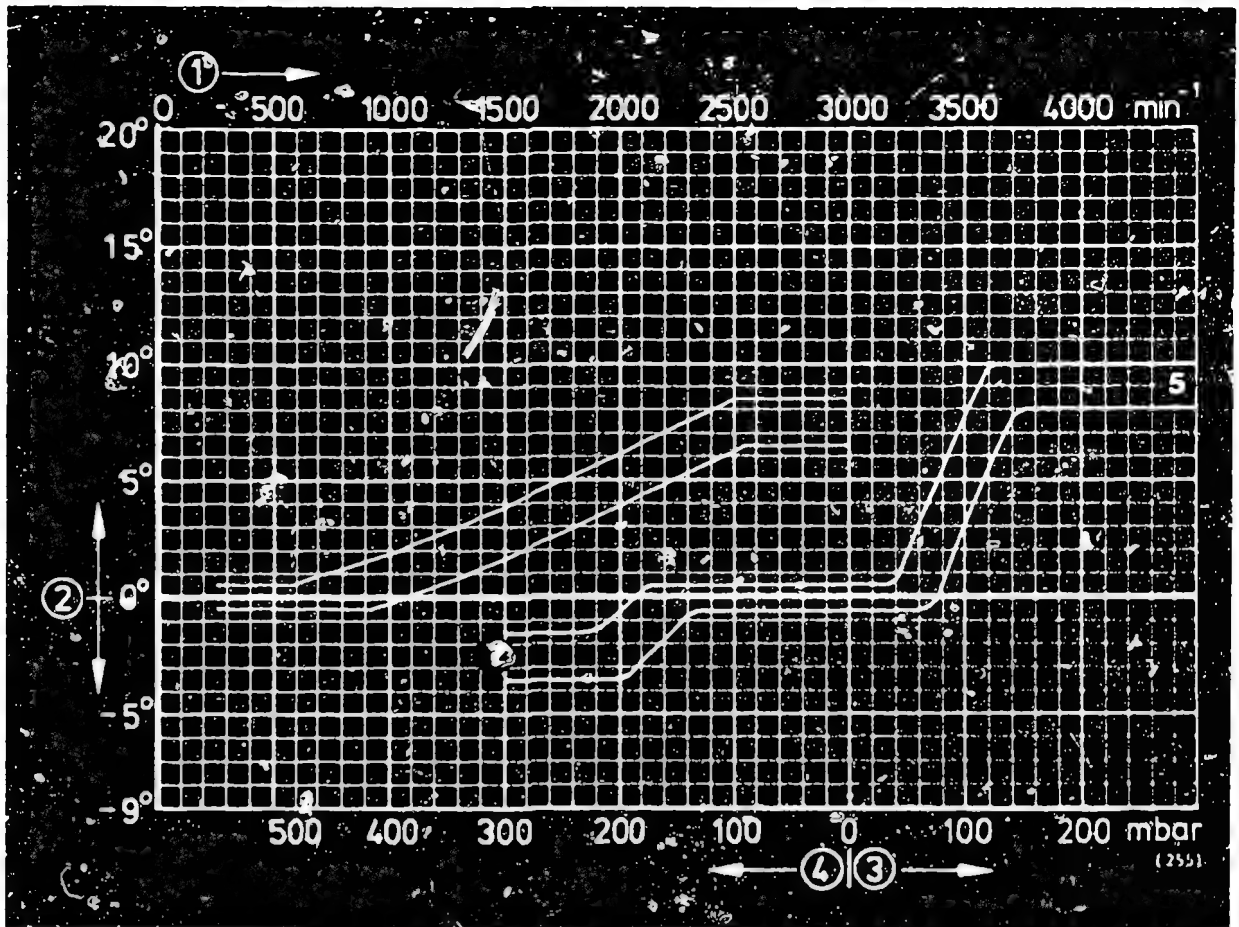
Repair and test instructions: W-237/500

**C1**

Test specifications

Ignition distributors 0 237..





0 237 026 004

- 1 = Distributor-shaft speed
- 2 = Distributor-shaft advance
- 3 = Negative gauge pressure (vacuum)
- 4 = Gauge pressure
- 5 = Negative gauge pressure (vacuum) advance
- 7 = Gauge pressure (retard)

Test adapter KDZV 7202

Addition to tolerance range

ZV-H

± 0.5° dist.shaft

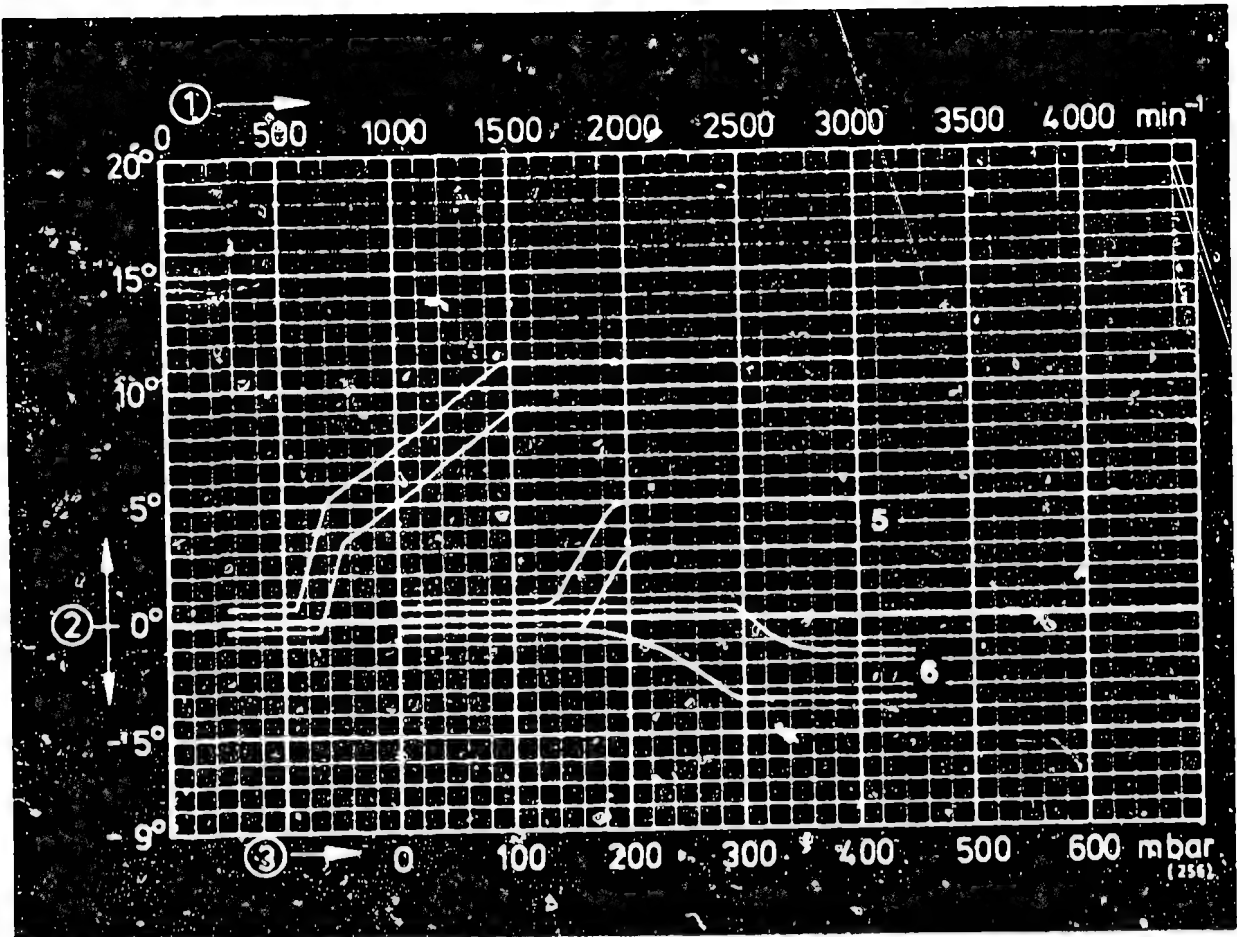
Repair and test instructions: W-237/500

**C2**

Test specifications

Ignition distributors 0 237..





0 237 026 005

1 = Distributor-shaft speed

2 = Distributor-shaft advance

3 = Negative gauge pressure (vacuum)

5 = Negative gauge pressure (vacuum) advance

6 = Negative gauge pressure (vacuum) retard

Test adapter KDZV 7202

ZV-H

Addition to tolerance range

$\pm 0.5^\circ$  dist.shaft

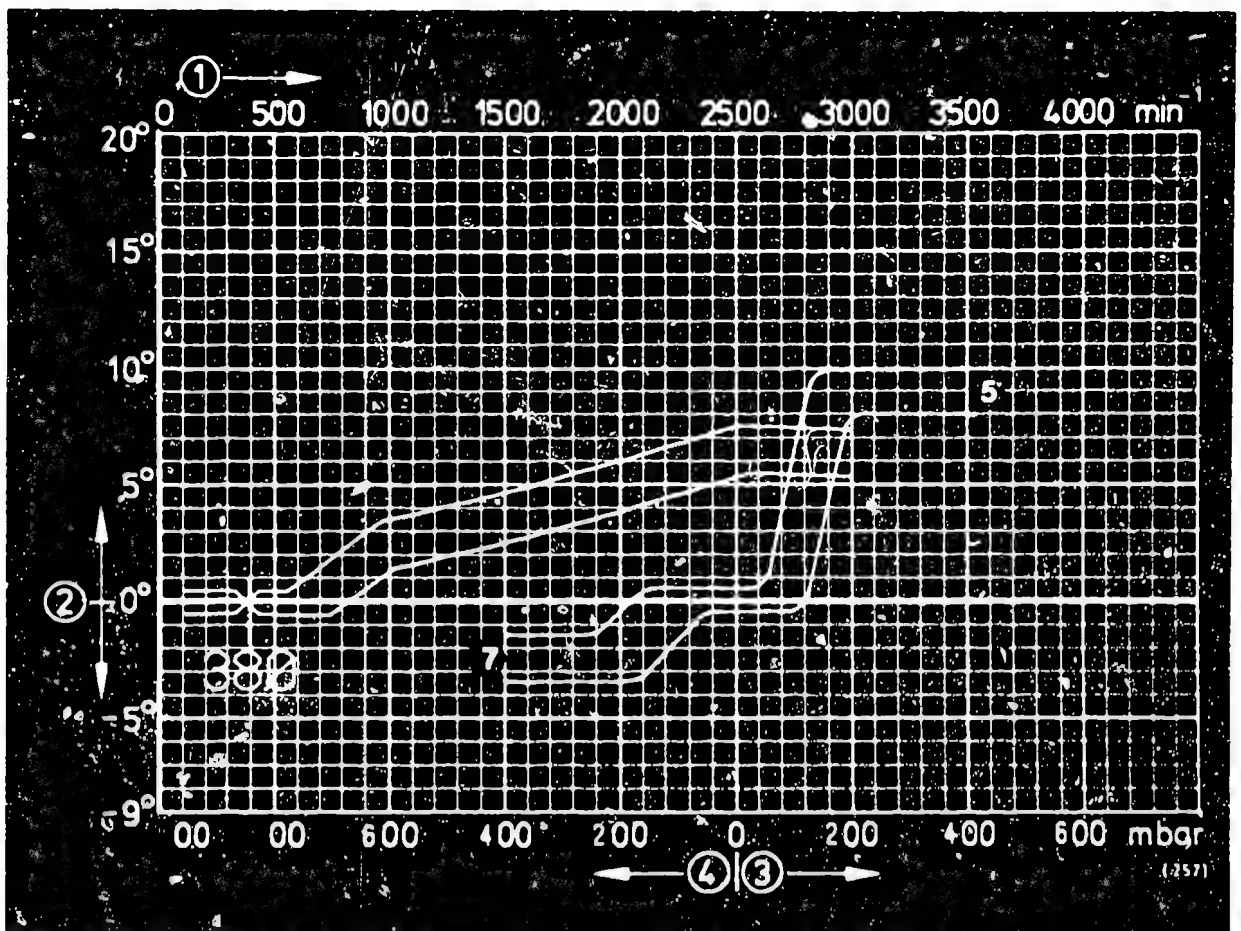
Repair and test instructions: W-237/500

**C3**

Test specifications

Ignition distributors 0 237..





0 237 026 006

- 1 = Distributor-shaft speed
  - 2 = Distributor-shaft advance
  - 3 = Negative gauge pressure (vacuum)
  - 4 = Gauge pressure
  - 5 = Negative gauge pressure (vacuum) advance
  - 7 = Gauge pressure (retard)
- Test adapter KDZV 7202 ZV-H  
 Addition to tolerance range  $\pm 0.5^\circ$  dist.shaft

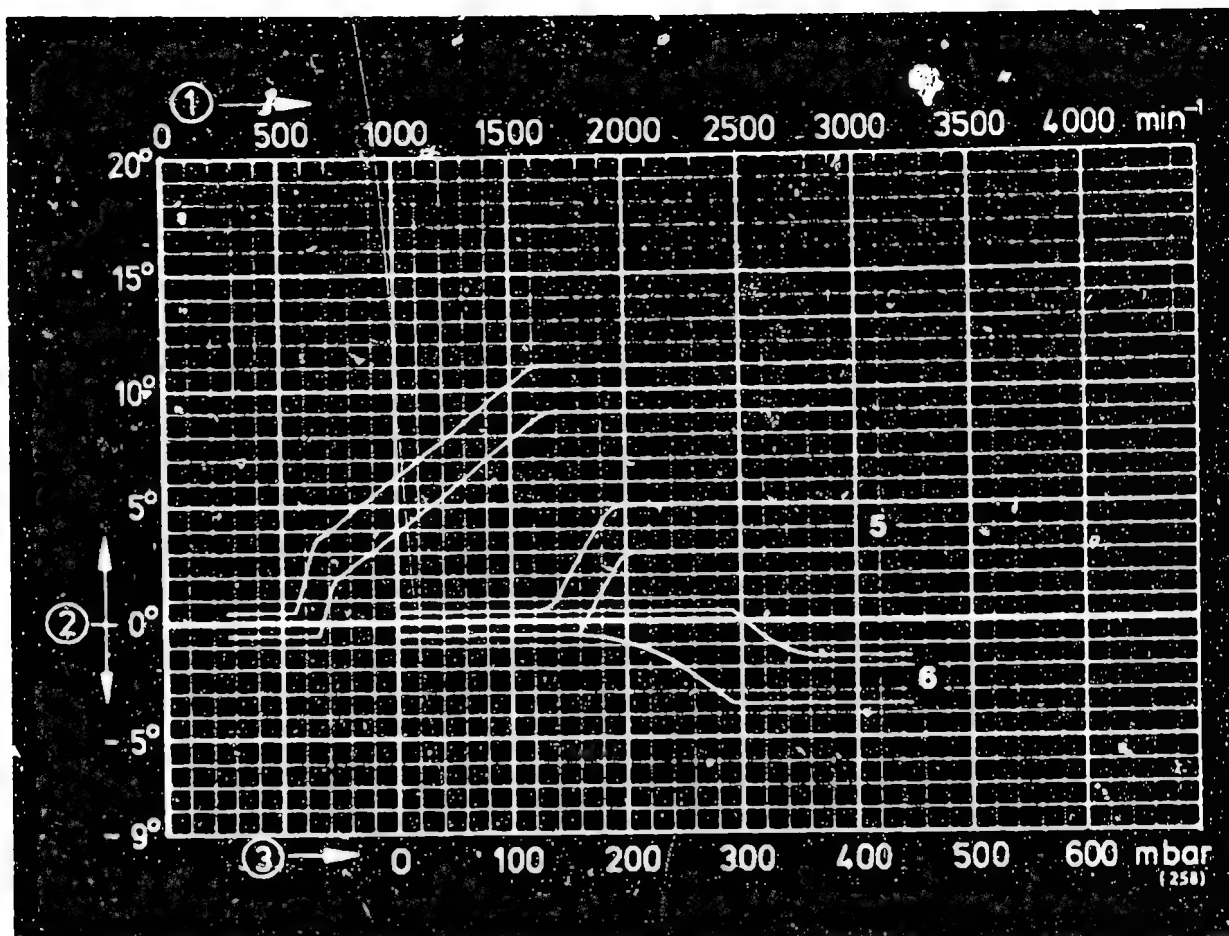
Repair and test instructions: W-237/500

**C4**

Test specifications

Ignition distributors 0 237..





0 237 026 007

- 1 = Distributor-shaft speed
- 2 = Distributor-shaft advance
- 3 = Negative gauge pressure (vacuum)
- 5 = Negative gauge pressure (vacuum) advance
- 6 = Negative gauge pressure (vacuum) retard
- Test adapter KDZV 7202 ZV-H
- Addition to tolerance range  $\pm 0.5^\circ$  dist.shaft

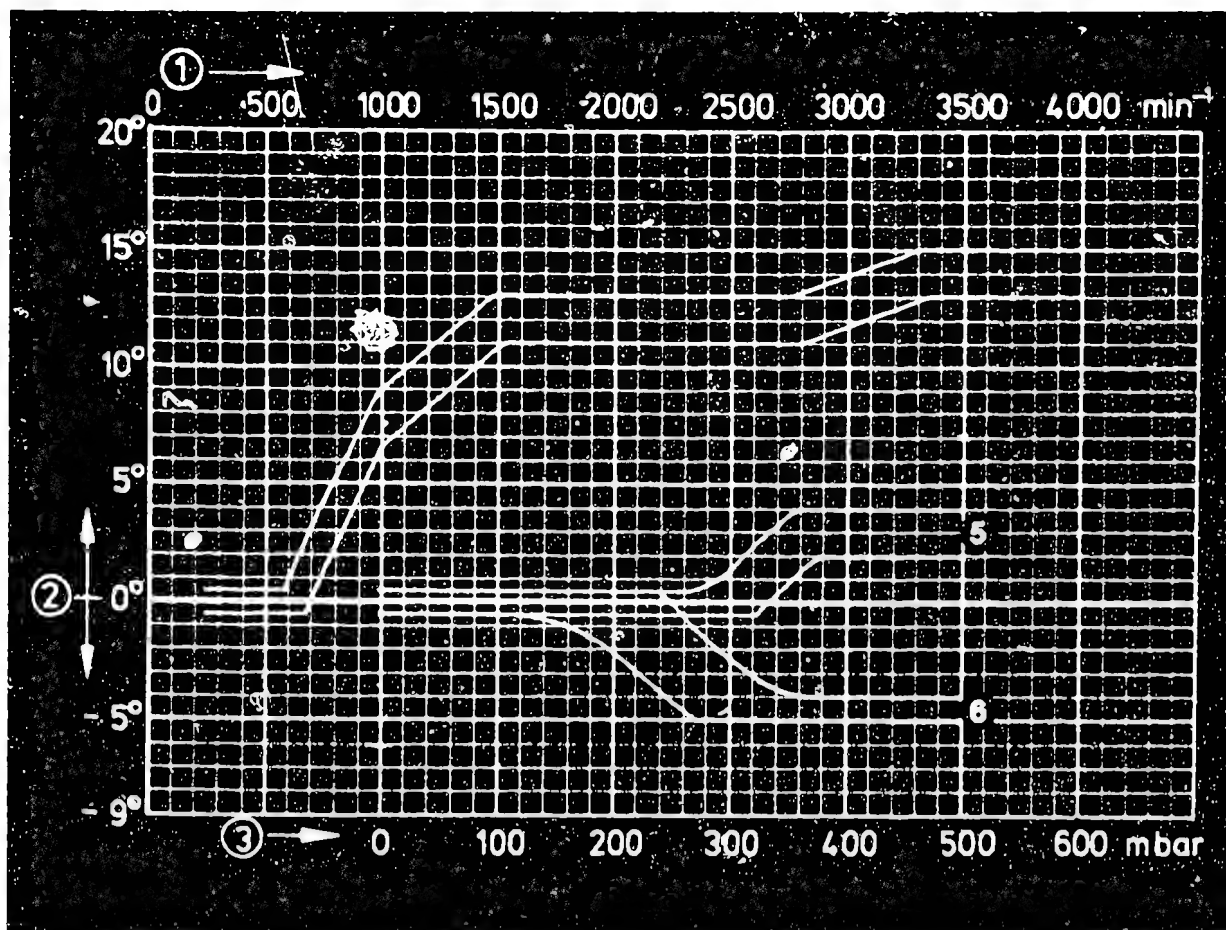
Repair and test instructions: W-237/500

**C5**

Test specifications

Ignition distributors 0 237..





0 237 027 017/018

- 1 = Distributor-shaft speed
- 2 = Distributor-shaft advance
- 3 = Negative gauge pressure (vacuum)
- 5 = Negative gauge pressure (vacuum) advance
- 6 = Negative gauge pressure (vacuum) retard
- Test adapter KDZV 7202 ZV-H
- Addition to tolerance range  $\pm 0.5^\circ$  dist.shaft

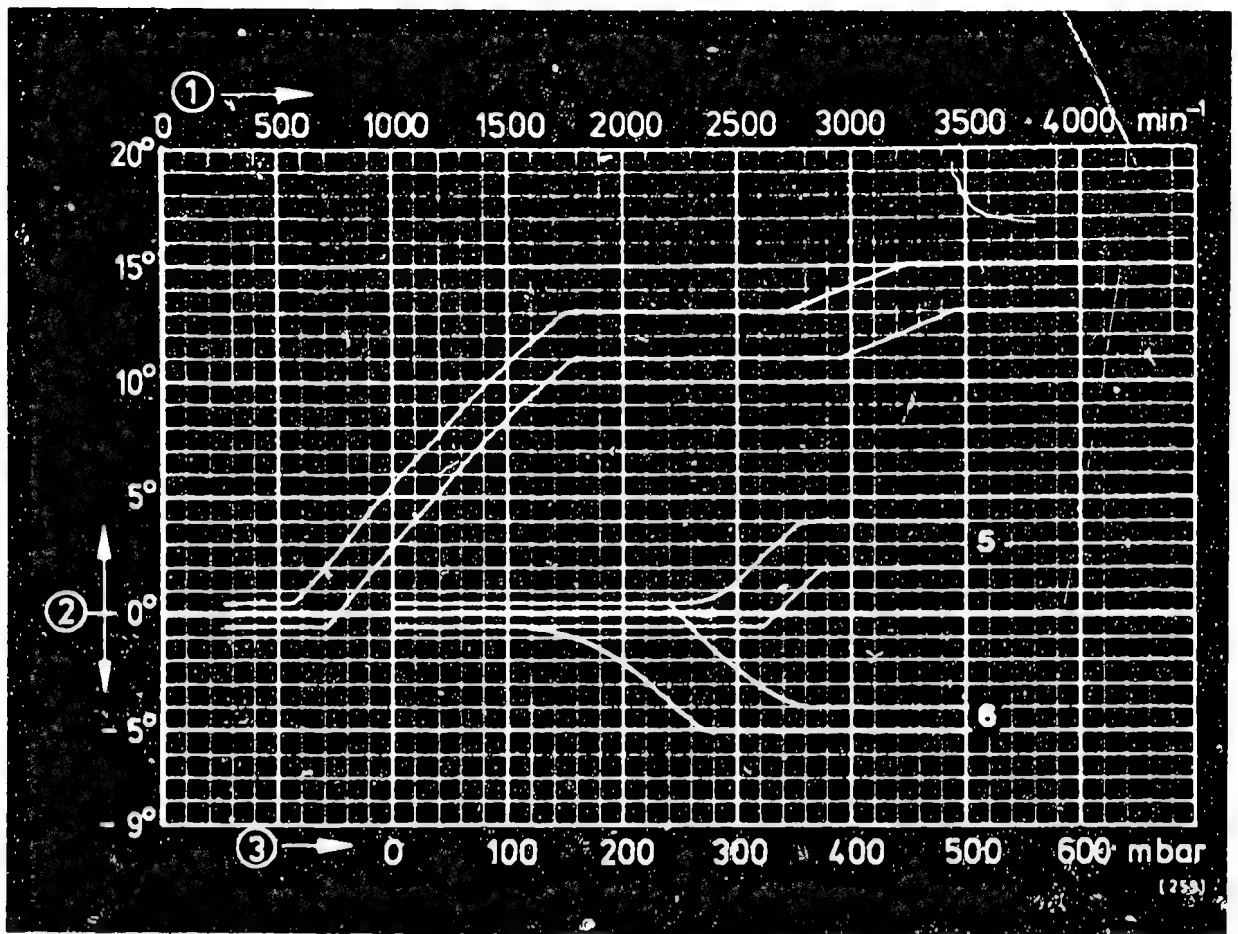
Repair and test instructions: W-237/500

**C6**

Test specifications

Ignition distributors 0 237..





0 237 027 019/020  
021/022

- 1 = Distributor-shaft speed
- 2 = Distributor-shaft advance
- 3 = Negative gauge pressure (vacuum)
- 5 = Negative gauge pressure (vacuum) advance
- 6 = Negative gauge pressure (vacuum) retard
- Test adapter KDZV 7202 ZV-H
- Addition to tolerance range  $\pm 0.5^\circ$  dist.shaft

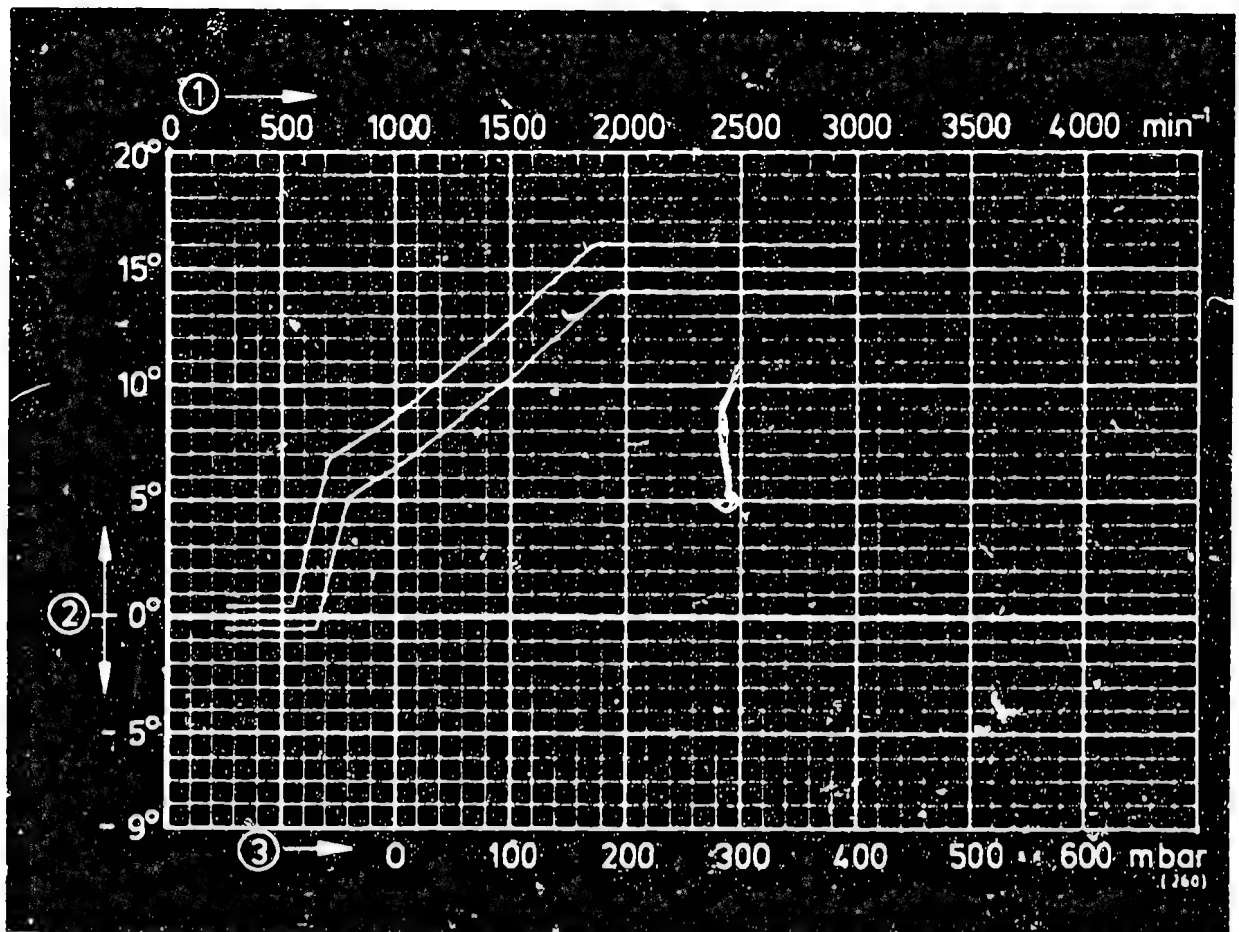
Repair and test instructions: W-237/500

**C7**

Test specifications

Ignition distributors 0 237..





0 237 029 001

1 = Distributor-shaft speed  
 2 = Distributor-shaft advance  
 3 = Negative gauge pressure (vacuum)  
 Test adapter KDZV 7202  
 Addition to tolerance range

ZV-H  
 $\pm 0.5^\circ$  dist.shaft

Repair and test instructions: W-237/500

Clamping flange:  
 Driver:

1 685 700 129  
 1 686 400 004

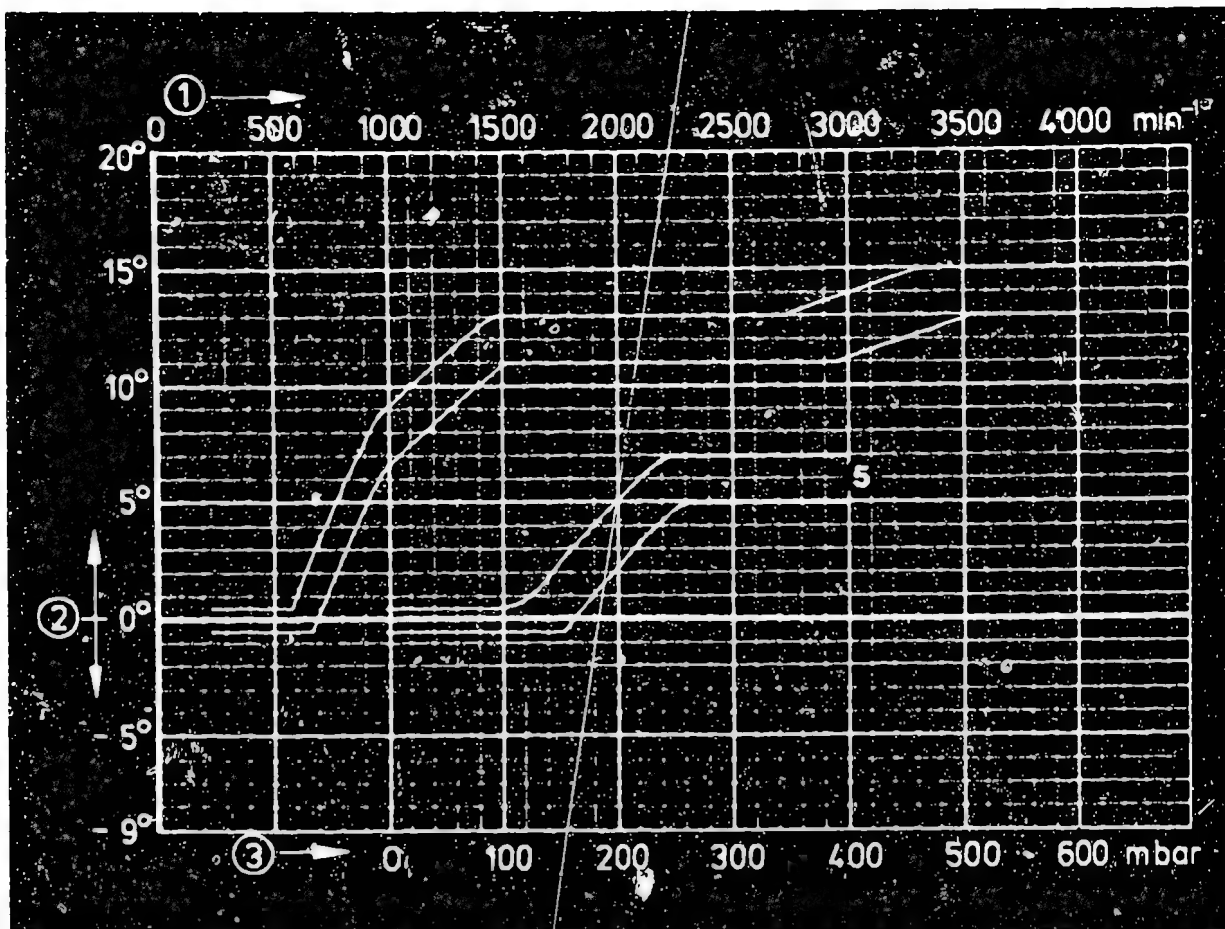
**C8**

Test specifications

Ignition distributors 0 237..







0 237 030 003/004

1 = Distributor-shaft speed

2 = Distributor-shaft advance

3 = Negative gauge pressure (vacuum)

5 = Negative gauge pressure (vacuum) advance

Test adapter KDZV 7202

ZV-H

Addition to tolerance range

$\pm 0.5^\circ$  dist.shaft

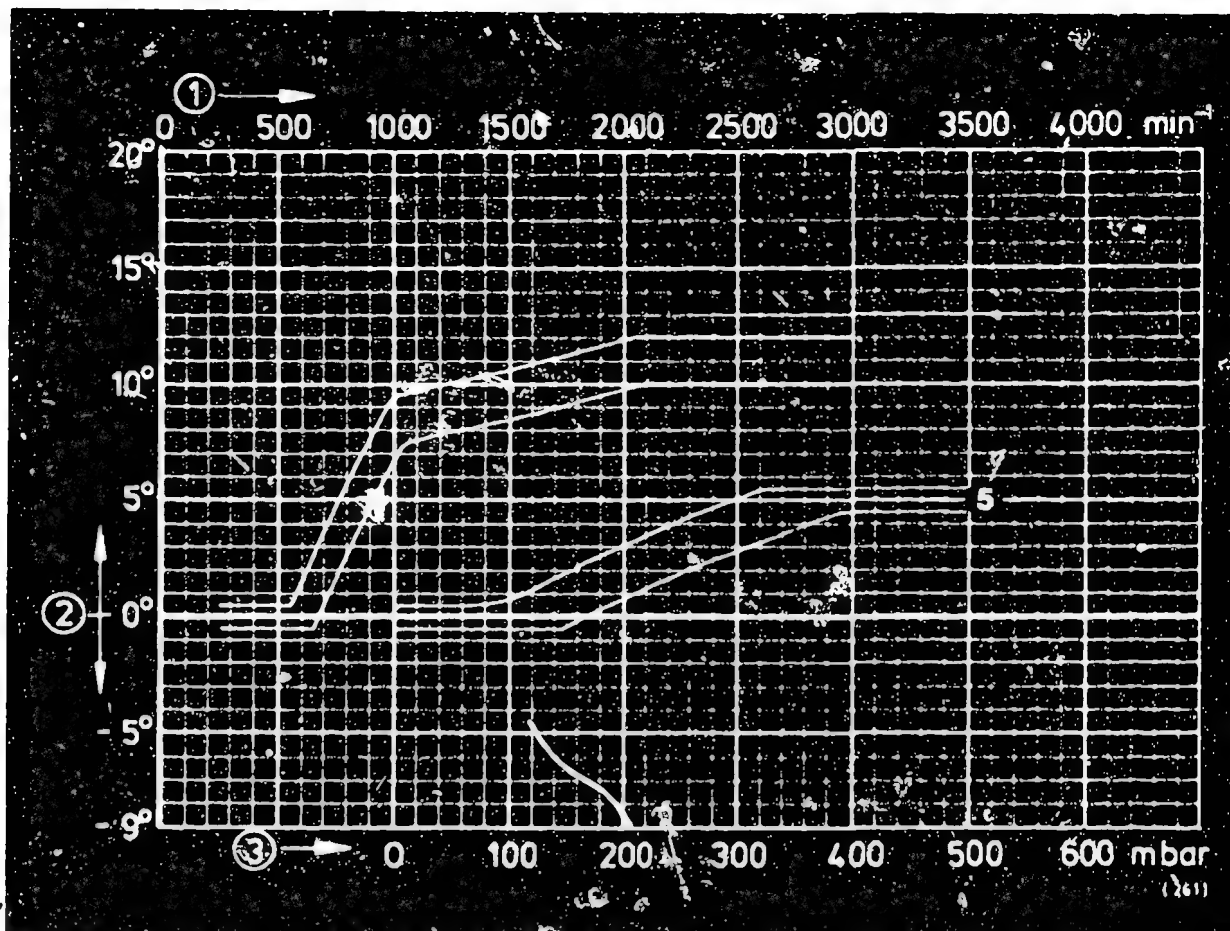
Repair and test instructions: W-237/500

**C9**

Test specifications

Ignition distributors 0 237..





0 237 031 001/002

1 = Distributor-shaft speed

2 = Distributor-shaft advance

3 = Negative gauge pressure (vacuum)

5 = Negative gauge pressure (vacuum) advance

Test adapter KDZV 7202

ZV-H

Addition to tolerance range

± 0.5° dist.shaft

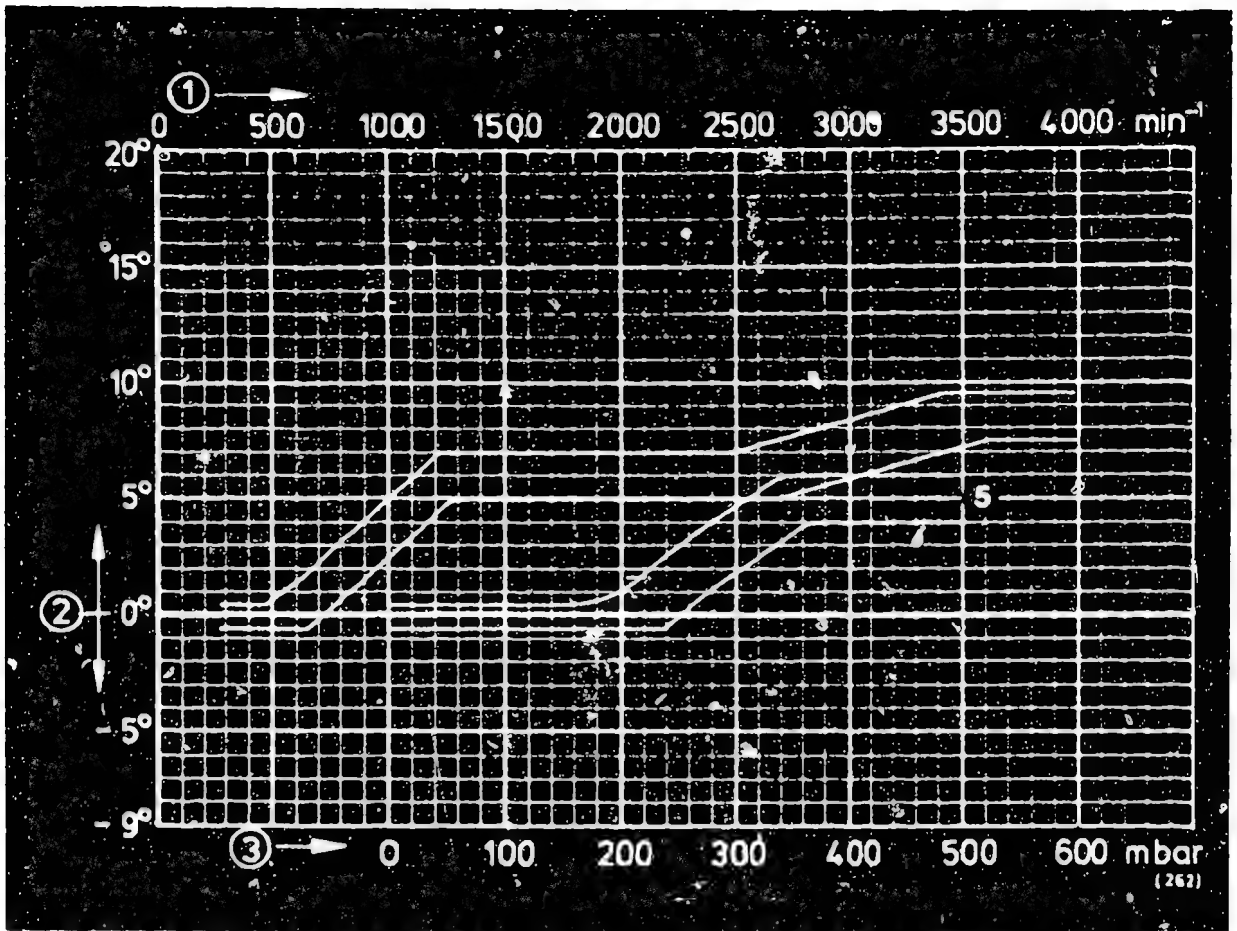
Repair and test instructions: W-237/500

**C10**

Test specifications

Ignition distributors 0 237..





0 237 031 003/004

- 1 = Distributor-shaft speed
- 2 = Distributor-shaft advance
- 3 = Negative gauge pressure (vacuum)
- 5 = Negative gauge pressure (vacuum) advance
- Test adapter KDZV 7202 ZV-H
- Addition to tolerance range  $\pm 0.5^\circ$  dist.shaft
- Cut-out speed of limiter 3280 to 3480 min<sup>-1</sup>

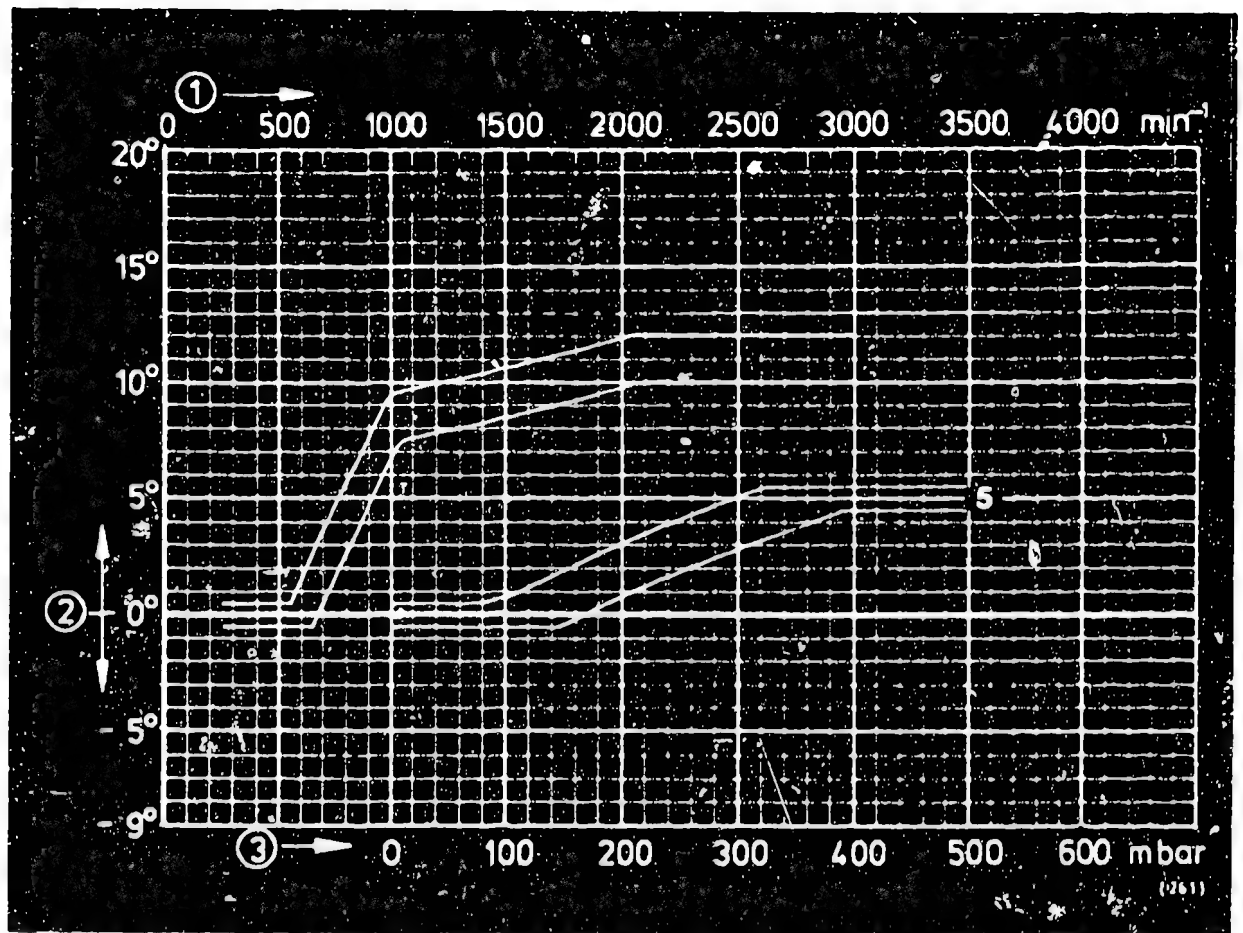
Repair and test instructions: W-237/500

**C11**

Test specifications

Ignition distributors 0 237..





0 237 031 005/006

- 1 = Distributor-shaft speed
- 2 = Distributor-shaft advance
- 3 = Negative gauge pressure (vacuum)
- 5 = Negative gauge pressure (vacuum) advance
- Test adapter KDZV 7202 ZV-H
- Addition to tolerance range  $\pm 0.5^\circ$  dist.shaft
- Cut-out speed of limiter 3280 to 3480  $\text{min}^{-1}$

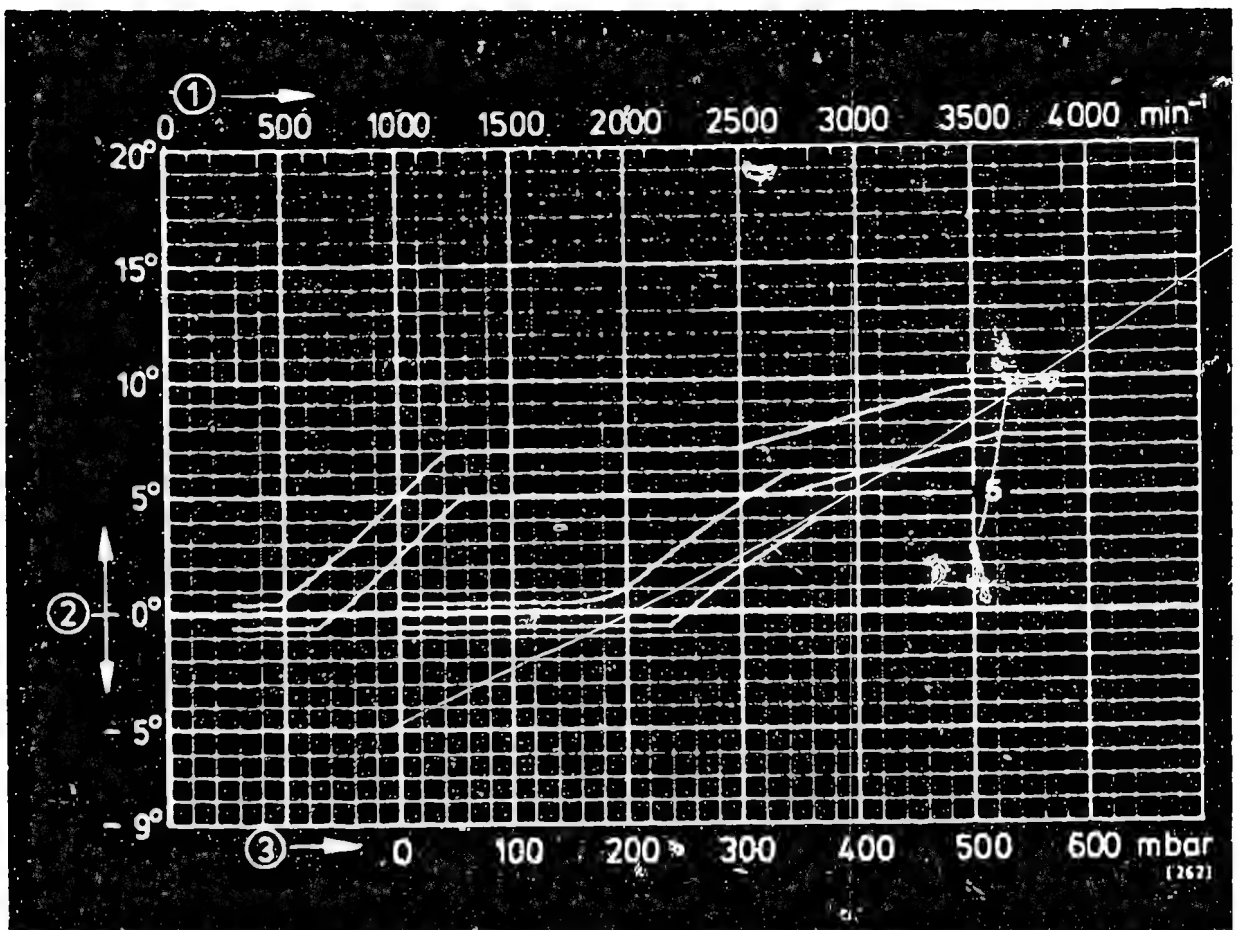
Repair and test instructions: W-237/500

**C12**

Test specifications

Ignition distributors 0 237..





0 237 031 007/008

- 1 = Distributor-shaft speed
- 2 = Distributor-shaft advance
- 3 = Negative gauge pressure (vacuum)
- 5 = Negative gauge pressure (vacuum) advance
- Test adapter KDZV 7202 ZV-H
- Addition to tolerance range  $\pm 0.5^\circ$  dist.shaft
- Cut-out speed of limiter 3280 to 3480  $\text{min}^{-1}$

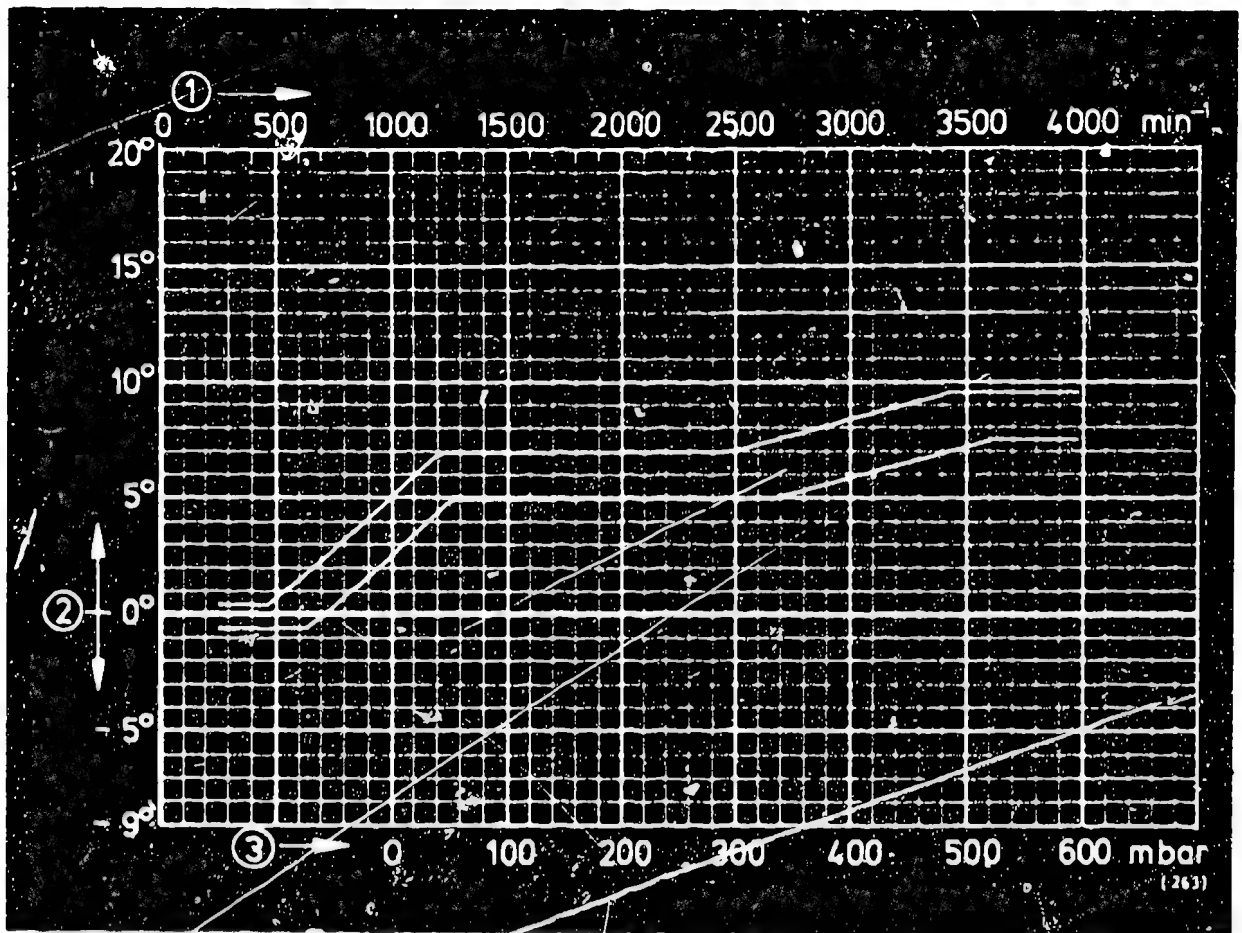
Repair and test instructions: W-237/500

**C13**

Test specifications

Ignition distributors 0 237..





0 237 034 001/002

1 = Distributor-shaft speed  
 2 = Distributor-shaft advance  
 3 = Negative gauge pressure (vacuum)  
 Test adapter KDZV 7202  
 Addition to tolerance range  
 Cut-out speed of limiter

ZV-H  
 ± 0.5° dist.shaft  
 3280 to 3480 min<sup>-1</sup>

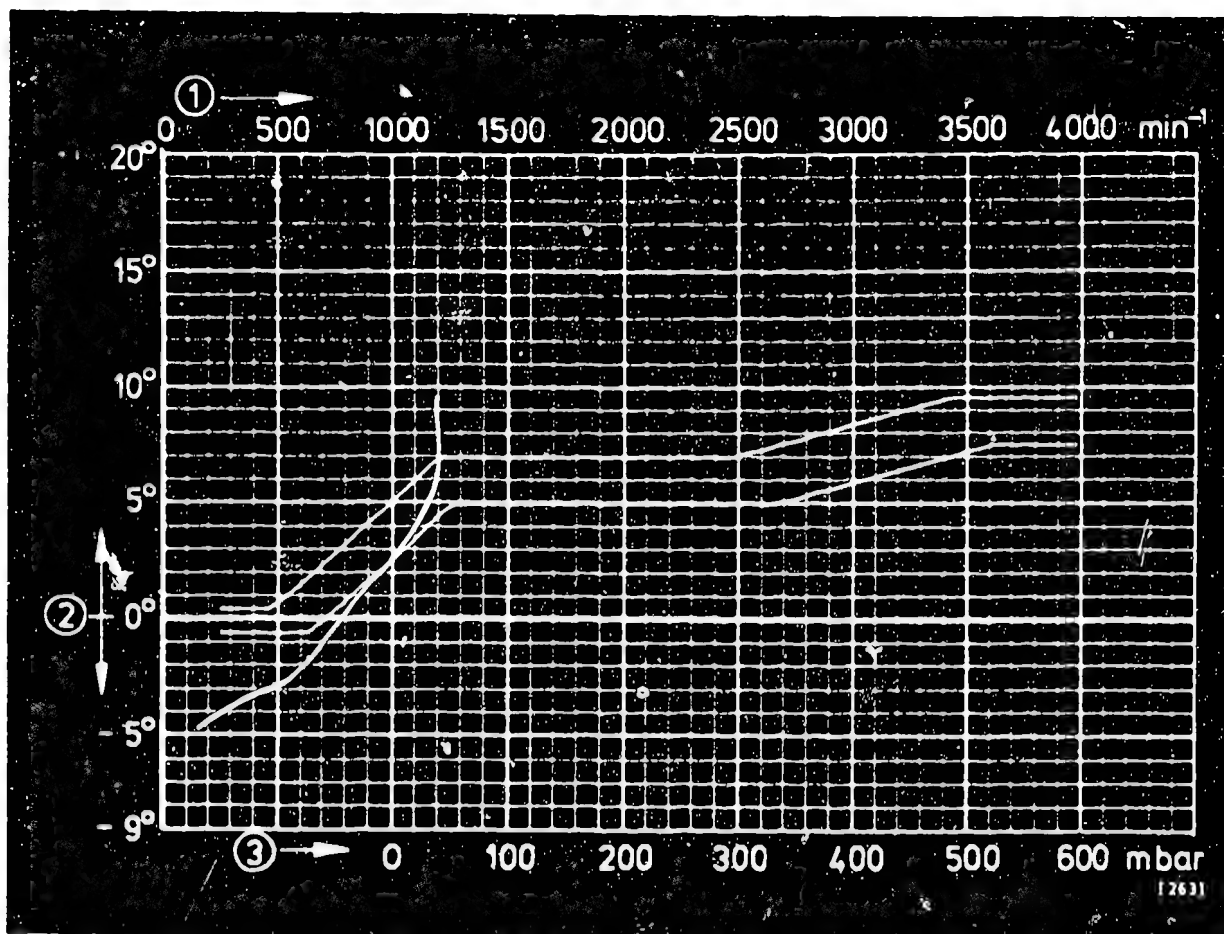
Repair and test instructions: W-237/500

**C14**

Test specifications

Ignition distributors 0 237..





0 237 034 003/004

1 = Distributor-shaft speed  
 2 = Distributor-shaft advance  
 3 = Negative gauge pressure (vacuum)  
 Test adapter KDZV 7202  
 Addition to tolerance range  
 Cut-out speed of limiter

ZV-H  
 $\pm 0.5^\circ$  dist.shaft  
 3280 to 3480  $\text{min}^{-1}$

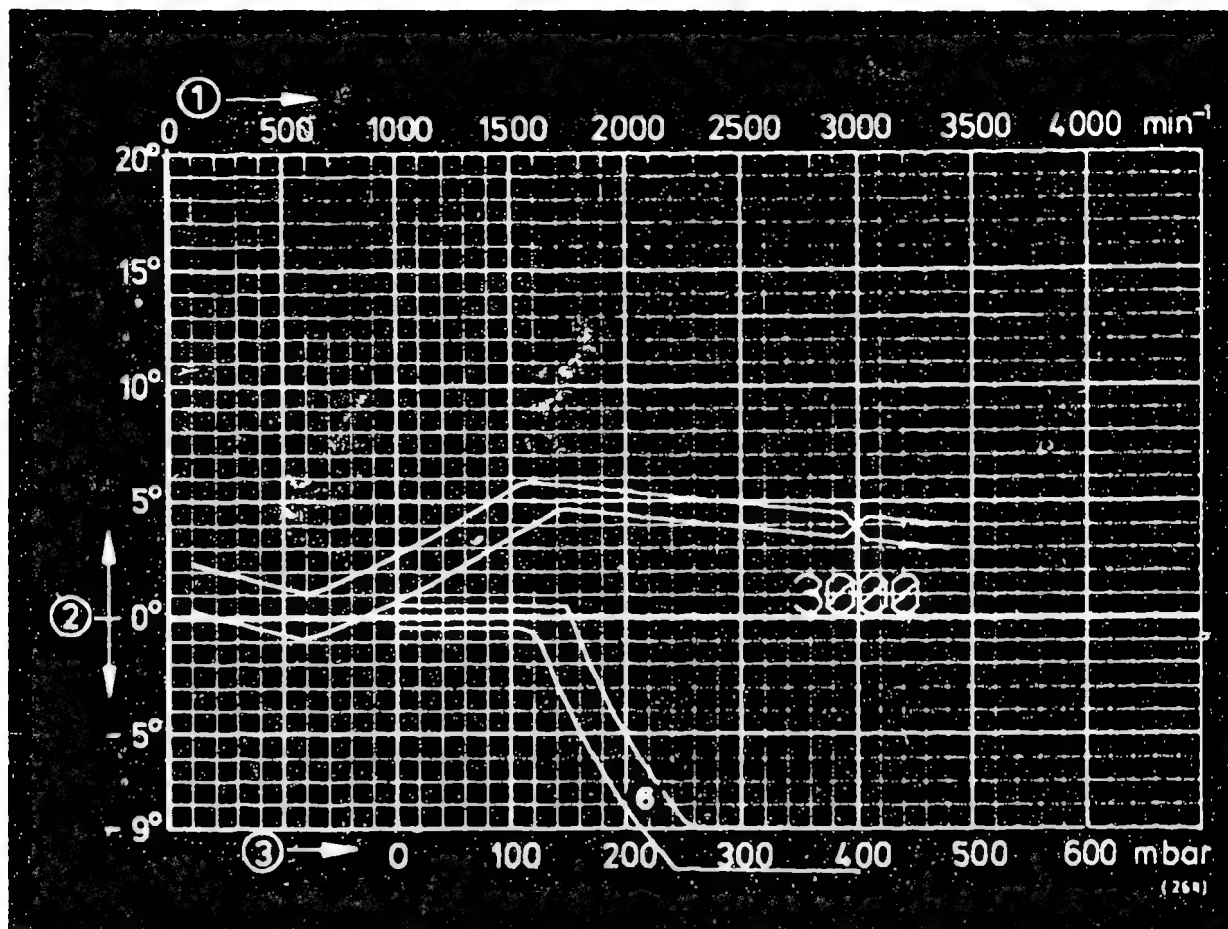
Repair and test instructions: W-237/500

**C15**

Test specifications

Ignition distributors 0 237..





0 237 301 004

1 = Distributor-shaft speed

2 = Distributor-shaft advance

3 = Negative gauge pressure (vacuum)

6 = Negative gauge pressure (vacuum) retard

Test adapter KDZV 7202

ZV-I

Resistance of magnetic-pulse generator 520...700  $\Omega$

Air gap min.

0.40 mm

Addition to tolerance range

$\pm 0.5^{\circ}$  dist.shaft

Cut-out speed of limiter

3430 to 3640  $\text{min}^{-1}$

Repair and test instructions: W-237/503

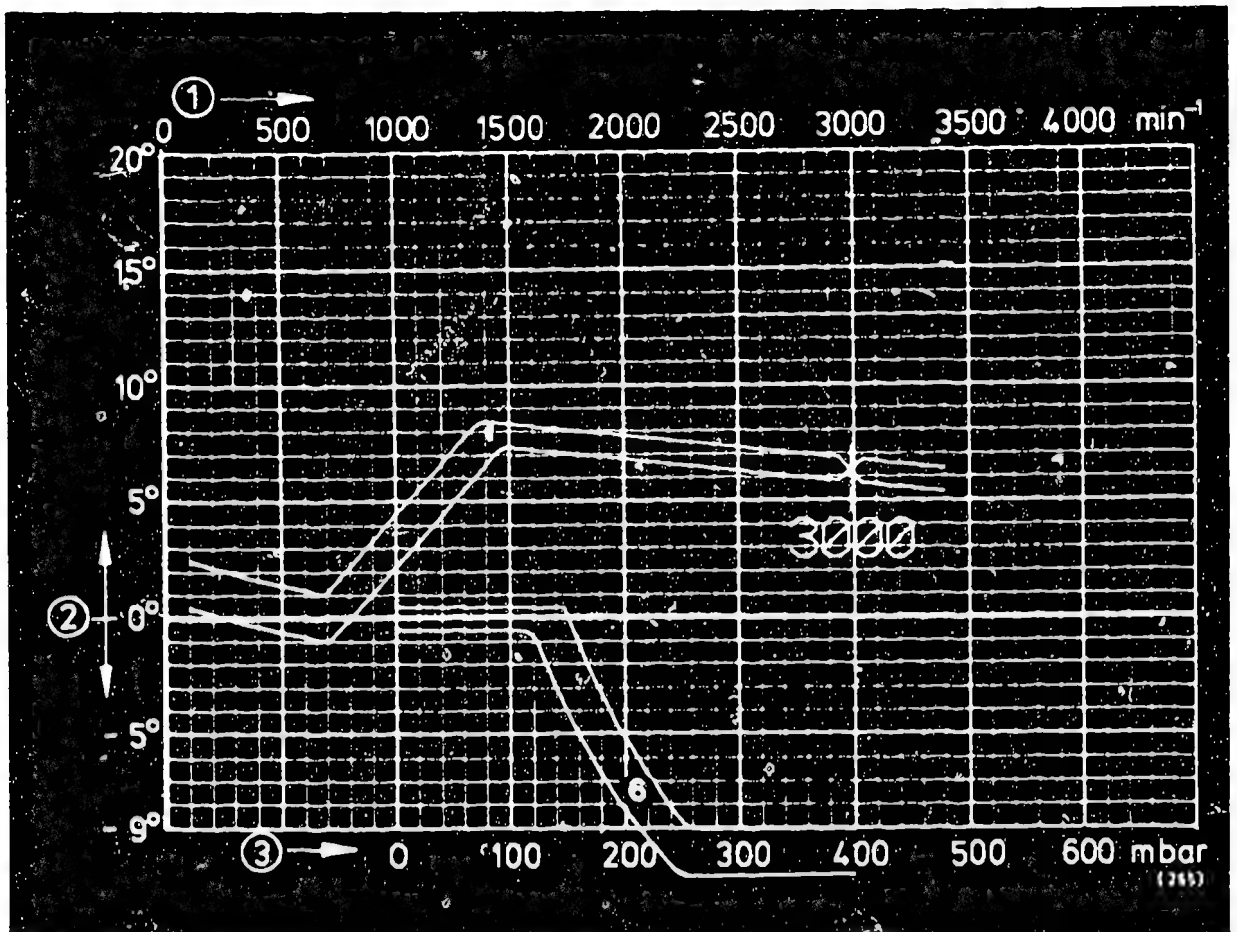
**C16**

Test specifications

Ignition distributors 0 237..







0 237 301 005

- 1 = Distributor-shaft speed
- 2 = Distributor-shaft advance
- 3 = Negative gauge pressure (vacuum)
- 6 = Negative gauge pressure (vacuum) retard
- Test adapter KDZV 7202
- ZV-I
- Resistance of magnetic-pulse generator 520...700  $\Omega$
- Air gap min. 0.40 mm
- Addition to tolerance range  $\pm 0.5^\circ$  dist.shaft
- Cut-out speed of limiter 3430 to 3640  $\text{min}^{-1}$

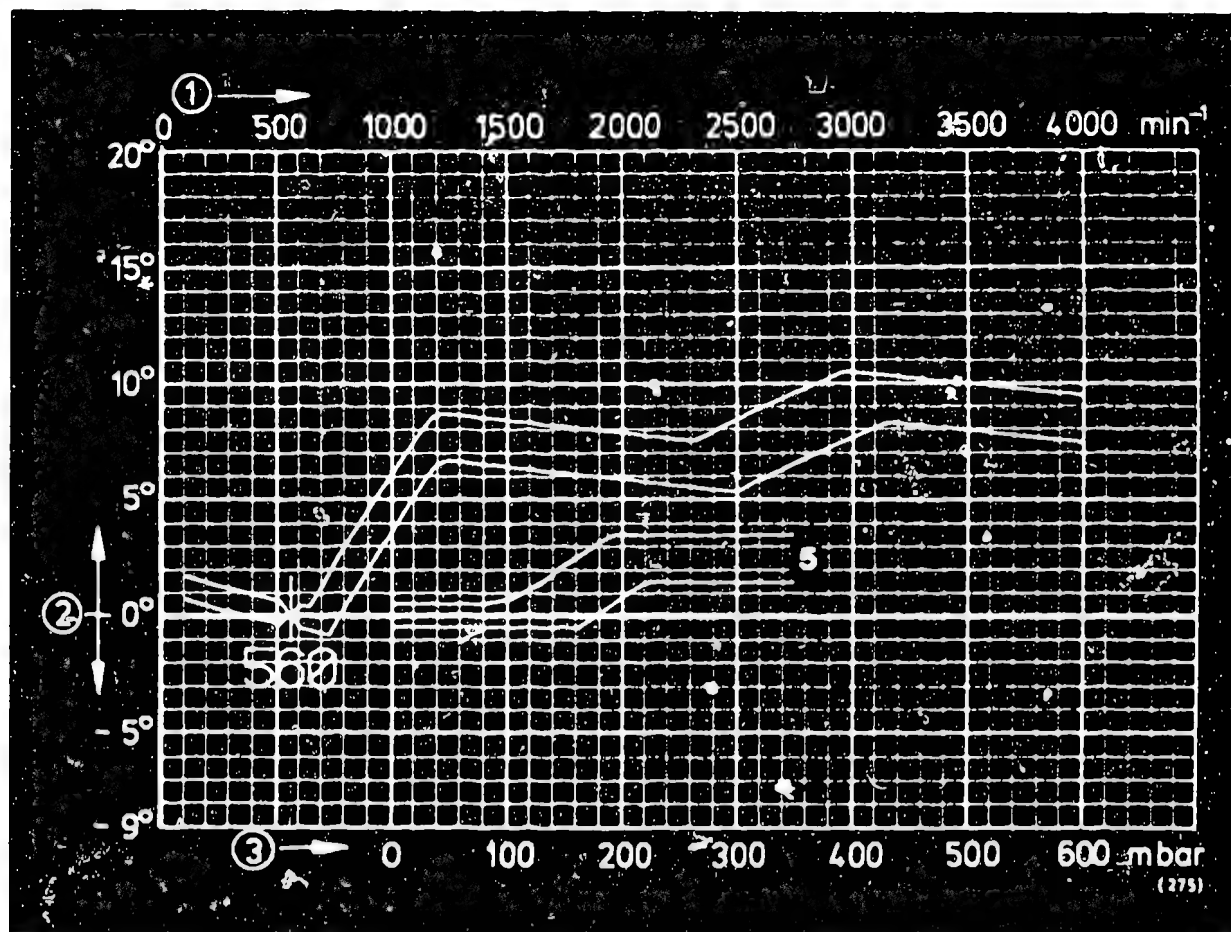
Repair and test instructions: W-237/503

**C17**

Test specifications

Ignition distributors 0 237..





0 237 301 007

- 1 = Distributor-shaft speed
- 2 = Distributor-shaft advance
- 3 = Negative gauge pressure (vacuum)
- 5 = Negative gauge pressure (vacuum) advance

Test adapter KDZV 7202

ZV-I

Resistance of magnetic-pulse generator 520...700  $\Omega$

Air gap min.

0.40 mm

Addition to tolerance range

$\pm 0.5^\circ$  dist.shaft

Cut-out speed of limiter

3330 to 3540  $\text{min}^{-1}$

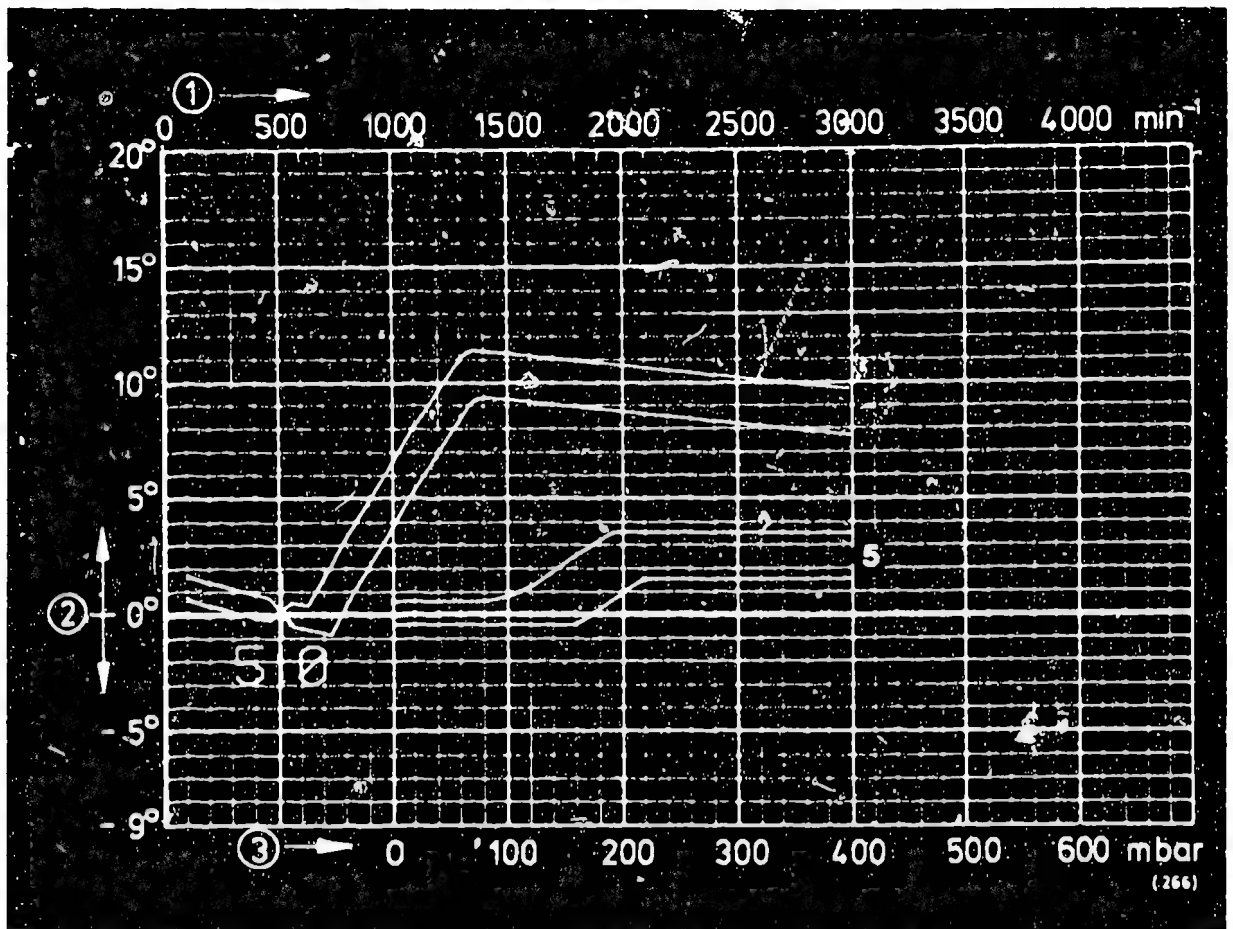
Repair and test instructions: W-237/ 503

**C18**

Test specifications

Ignition distributors 0 237..





0 237 301 009

- 1 = Distributor-shaft speed
- 2 = Distributor-shaft advance
- 3 = Negative gauge pressure (vacuum)
- 5 = Negative gauge pressure (vacuum) advance
- Test adapter KDZV 7202
- Resistance of magnetic-pulse generator 520...700  $\Omega$
- Air gap min. 0.40 mm
- Addition to tolerance range  $\pm 0.5^{\circ}$  dist.shaft
- Cut-out speed of limiter 3330 to 3540  $\text{min}^{-1}$

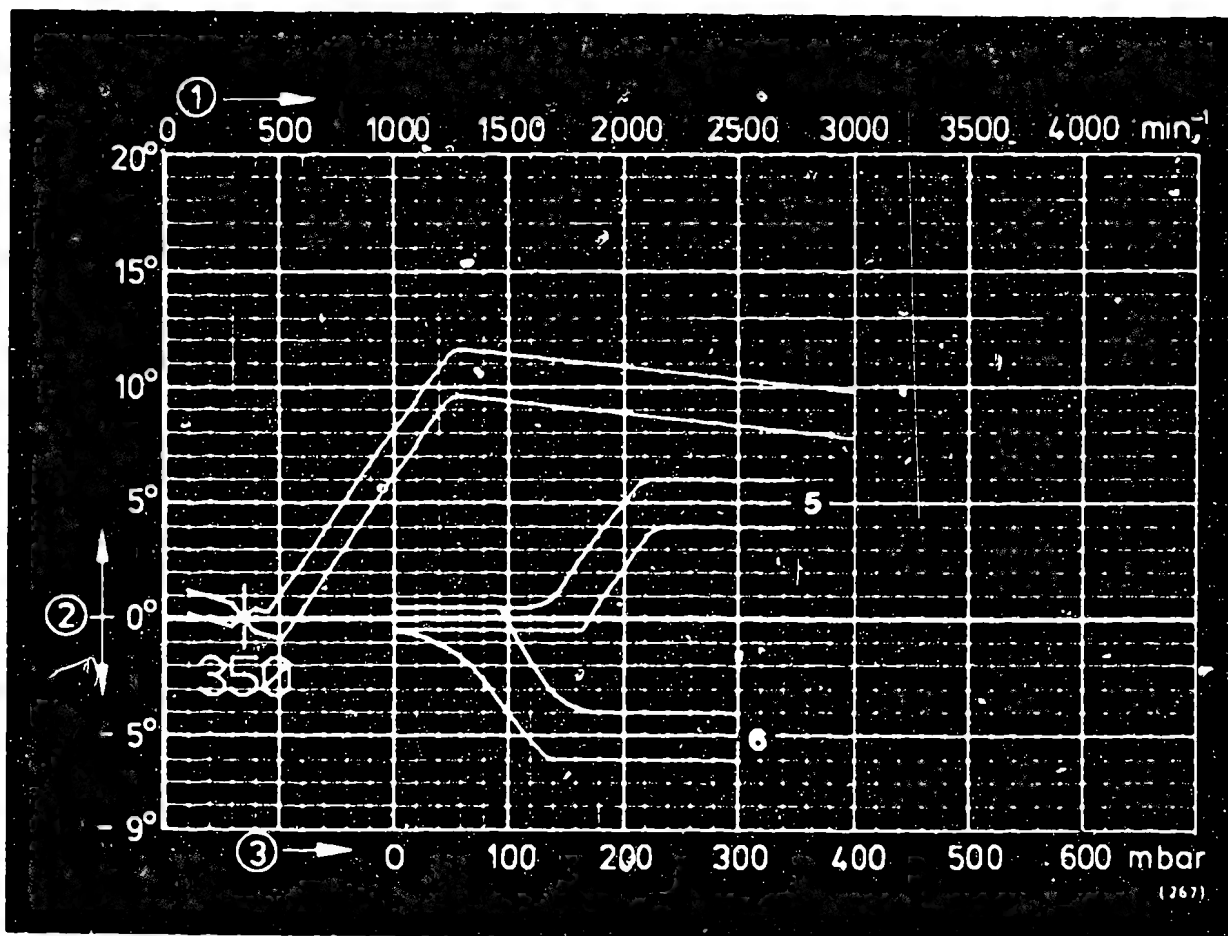
Repair and test instructions: W-237/503

**C19**

Test specifications

Ignition distributors 0 237..





0 237 302 002

- 1 = Distributor-shaft speed
- 2 = Distributor-shaft advance
- 3 = Negative gauge pressure (vacuum)
- 5 = Negative gauge pressure (vacuum) advance
- 6 = Negative gauge pressure (vacuum) retard
- Test adapter KDZV 7202
- Resistance of magnetic-pulse generator 520...700  $\Omega$
- Air gap min. 0.40 mm
- Addition to tolerance range  $\pm 0.5^\circ$  dist.shaft
- FD (date of manufacture) →724
- Cut-out speed of limiter 3260 to 3460 min<sup>-1</sup>

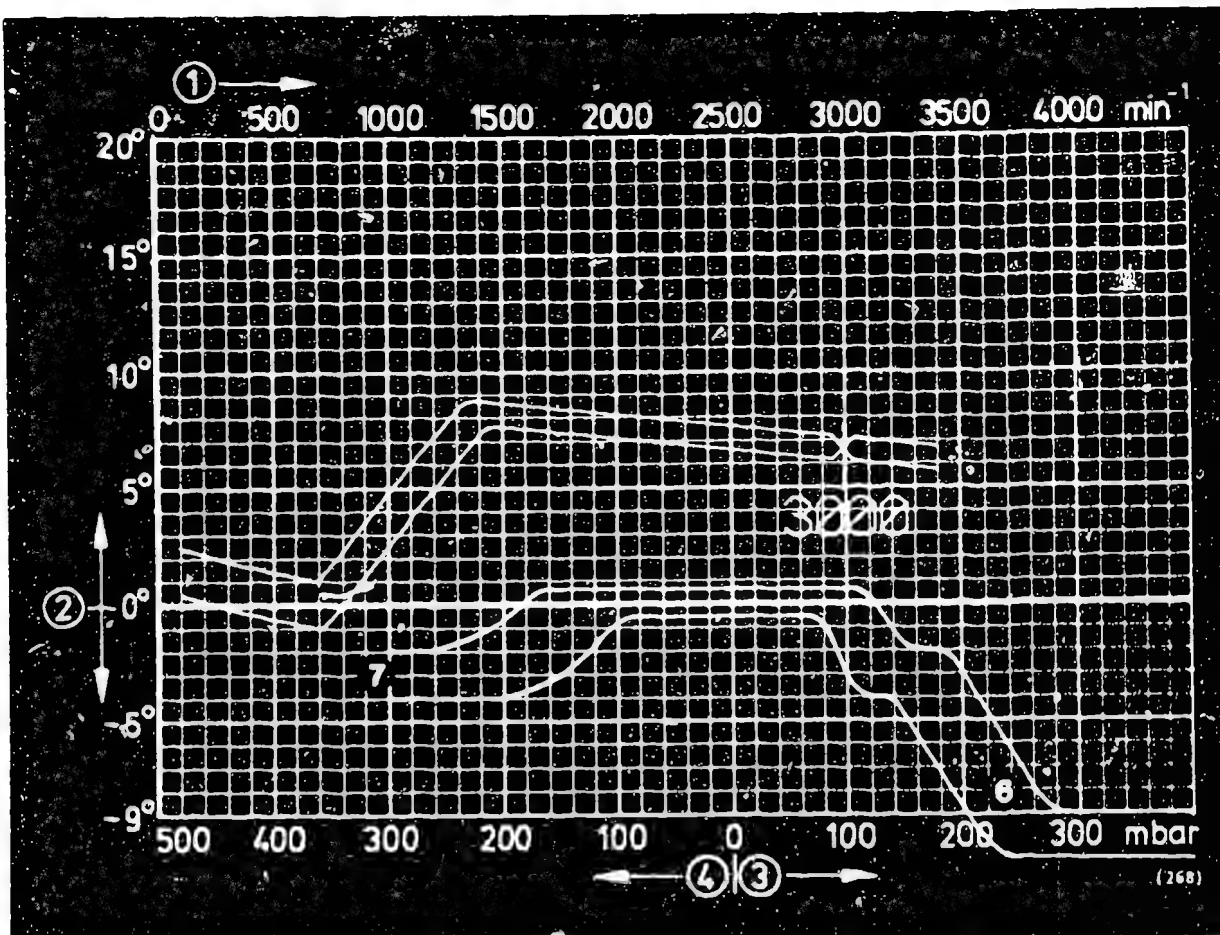
Repair and test instructions: W-237/503

**C20**

Test specifications

Ignition distributors 0 237..





0 237 302 009

- 1 = Distributor-shaft speed
- 2 = Distributor-shaft advance
- 3 = Negative gauge pressure (vacuum)
- 4 = Gauge pressure
- 6 = Negative gauge pressure (vacuum) retard
- 7 = Gauge pressure (retard)

Test adapter KDZV 7202

Resistance of magnetic-pulse generator 520...700 Ω

Air gap min. 0.40 mm

Addition to tolerance range ± 0.5° dist.shaft

Cut-out speed of limiter 3430 to 3640 min⁻¹

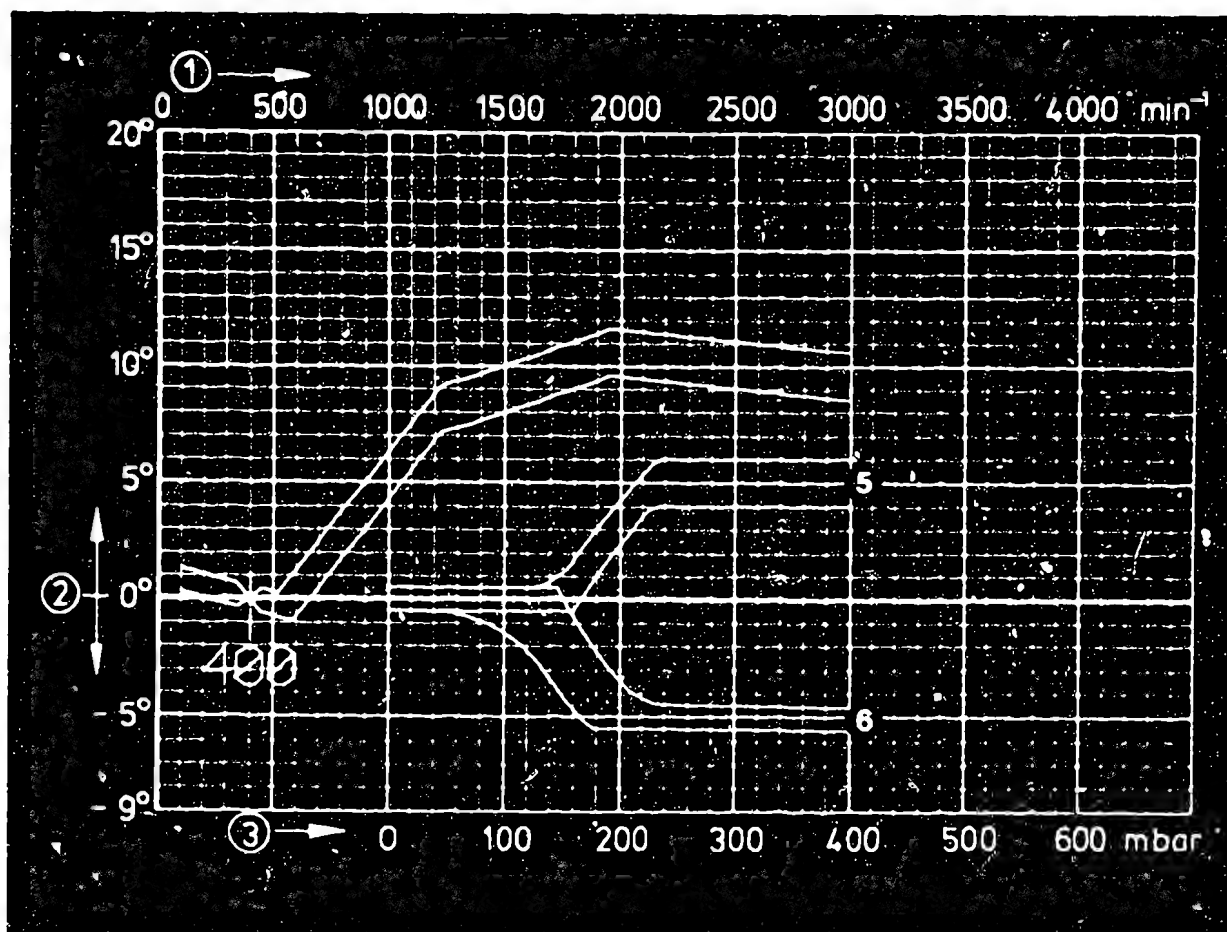
Repair and test instructions: W-237/503

**C21**

Test specifications

Ignition distributors 0 237..





0 237 302 021

- 1 = Distributor-shaft speed
- 2 = Distributor-shaft advance
- 3 = Negative gauge pressure (vacuum)
- 5 = Negative gauge pressure (vacuum) advance
- 6 = Negative gauge pressure (vacuum) retard
- Test adapter KDZV 7202 ZV-I
- Resistance of magnetic-pulse generator 520...700  $\Omega$
- Air gap min. 0.40 mm
- Addition to tolerance range  $\pm 0.5^{\circ}$  dist.shaft
- Cut-out speed of limiter 3260 to 3460  $\text{min}^{-1}$

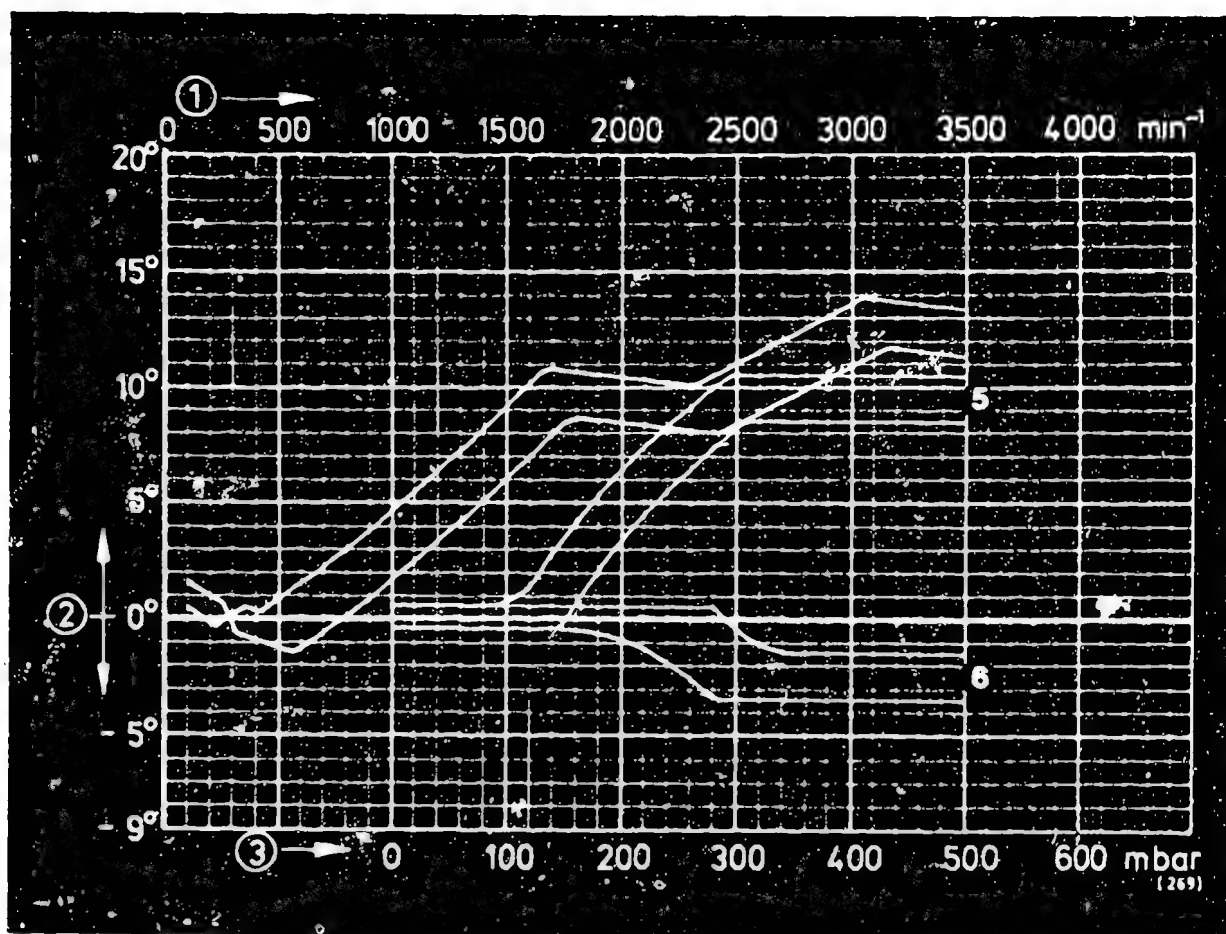
Repair and test instructions: W-237/ 503

**C22**

Test specifications

Ignition distributors 0 237..





0 237 302 030

- 1 = Distributor-shaft speed
- 2 = Distributor-shaft advance
- 3 = Negative gauge pressure (vacuum)
- 5 = Negative gauge pressure (vacuum) advance
- 6 = Negative gauge pressure (vacuum) retard
- Test adapter KDZV 7202
- ZV-I
- Resistance of magnetic-pulse generator 950...1300  $\Omega$
- Air gap min. 0.40 mm
- Addition to tolerance range  $\pm 0.5^\circ$  dist.shaft
- Cut-out speed of limiter 3230 to 3430  $\text{min}^{-1}$

Repair and test instructions: W-237/503

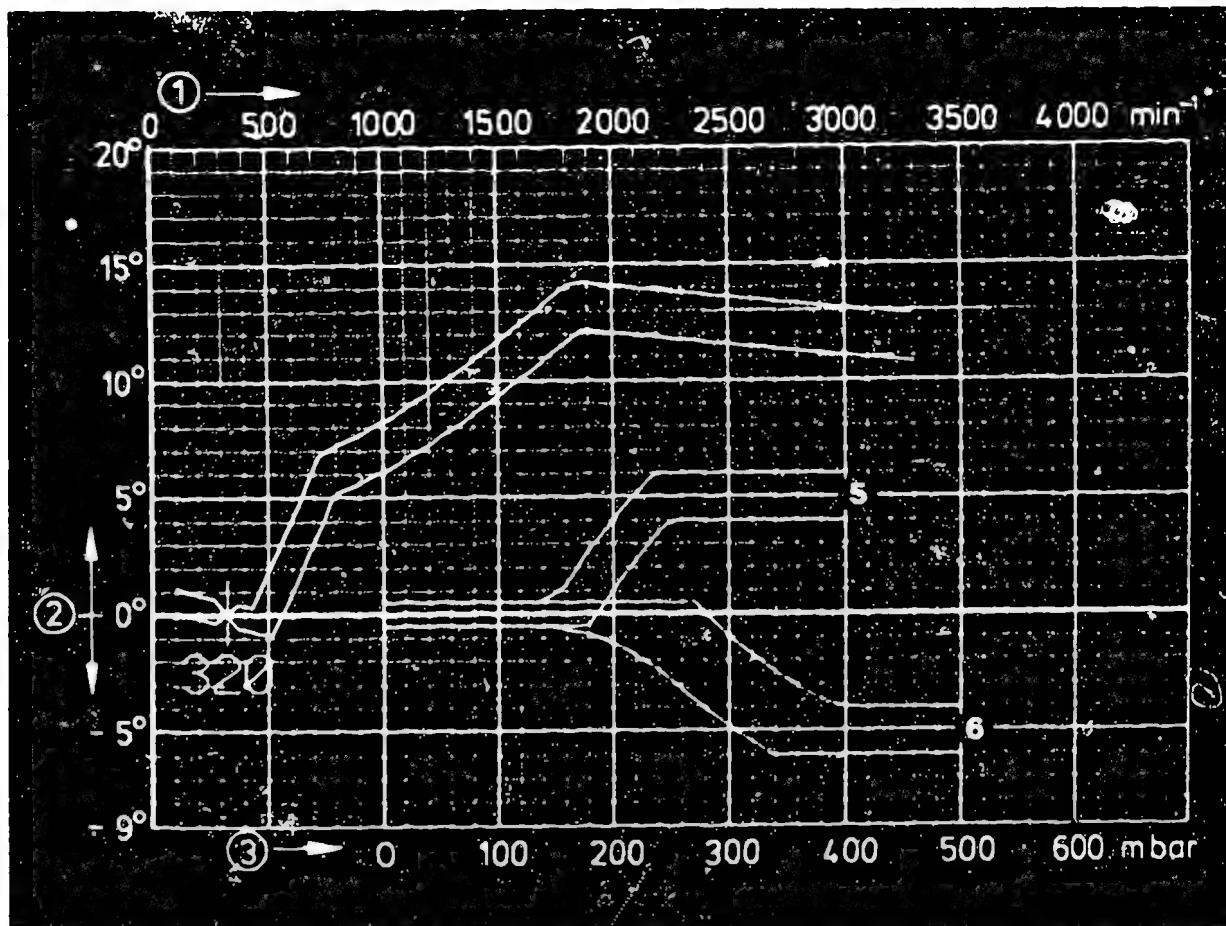
Clamping flange: 1 685 720 214  
 Driver: 1 685 400 003

**C23**

Test specifications

Ignition distributors 0 237..





0 237 302 031

- 1 = Distributor-shaft speed
  - 2 = Distributor-shaft advance
  - 3 = Negative gauge pressure (vacuum)
  - 5 = Negative gauge pressure (vacuum) advance
  - 6 = Negative gauge pressure (vacuum) retard
- Test adapter KDZV 7202 ZV-i  
 Resistance of magnetic-pulse generator 950...1300  $\Omega$   
 Air gap min. 0.40 mm  
 Addition to tolerance range  $\pm 0.5^\circ$  dist.shaft  
 Cut-out speed of limiter 3230 to 3430  $\text{min}^{-1}$

Repair and test instructions: W-237/503

Clamping flange: 1 685 720 214

Driver: 1 686 400 003

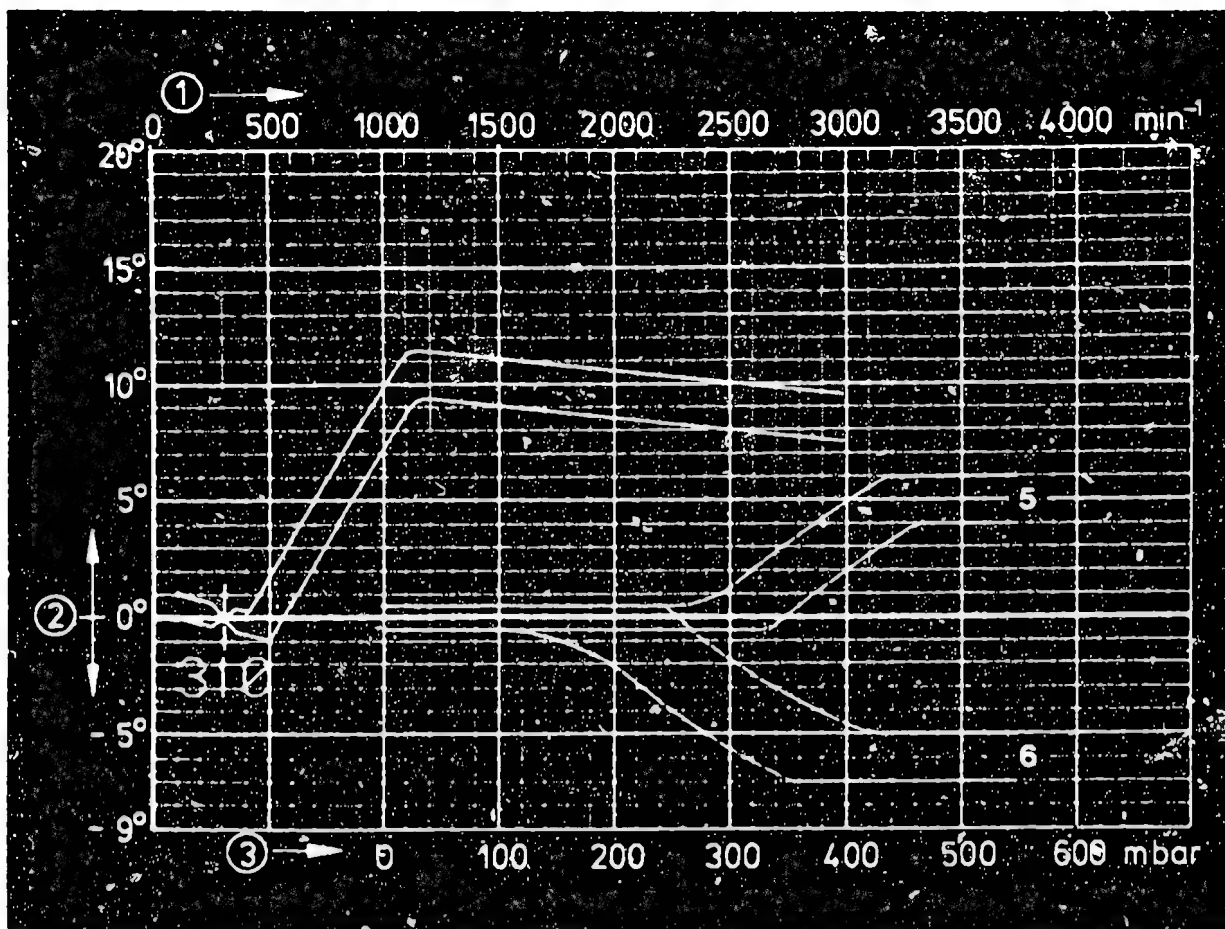
**C24**

Test specifications

Ignition distributors 0 237..

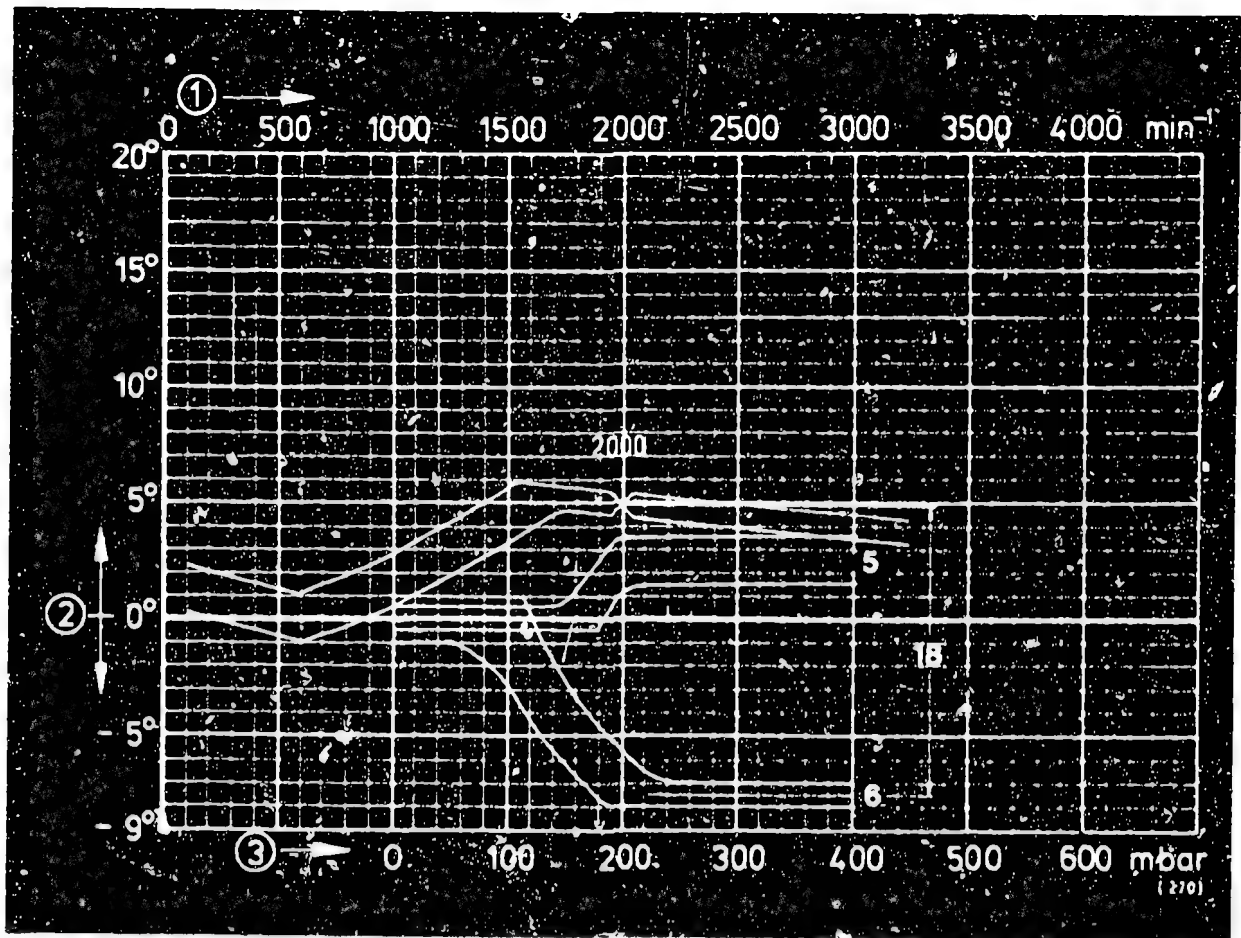






0 237 302 032

- 1 = Distributor-shaft speed
- 2 = Distributor-gauge advance
- 3 = Negative gauge pressure (vacuum)
- 5 = Negative gauge pressure (vacuum) advance
- 6 = Negative gauge pressure (vacuum) retard
- Test adapter KDZV 7202 ZV-I
- Resistance of magnetic-pulse generator 950...1300  $\Omega$
- Air gap min. 0.40 mm
- Addition to tolerance range  $\pm 0.5^\circ$  dist. shaft
- Cut-out speed of limiter 3230 to 3430  $\text{min}^{-1}$
- Repair and test instructions: W-237/503
- Clamping flange: 1 685 720 214
- Driver: 1 686 400 003



0 237 302 034

- 1 = Distributor-shaft speed
- 2 = Distributor-shaft advance
- 3 = Negative gauge pressure (vacuum)
- 5 = Negative gauge pressure (vacuum) advance
- 6 = Negative gauge pressure (vacuum) retard
- 18 = Difference between centrifugal and vacuum adjustment in the retard direction (linked adjustment)

Test adapter KDZV 7202

Resistance of magnetic-pulse generator

Air gap min.

Addition to tolerance range

Cut-out speed of limiter

ZV-I

520...700  $\Omega$

0.40 mm

$\pm 0.5^\circ$  dist.shaft

3430 to 3640  $\text{min}^{-1}$

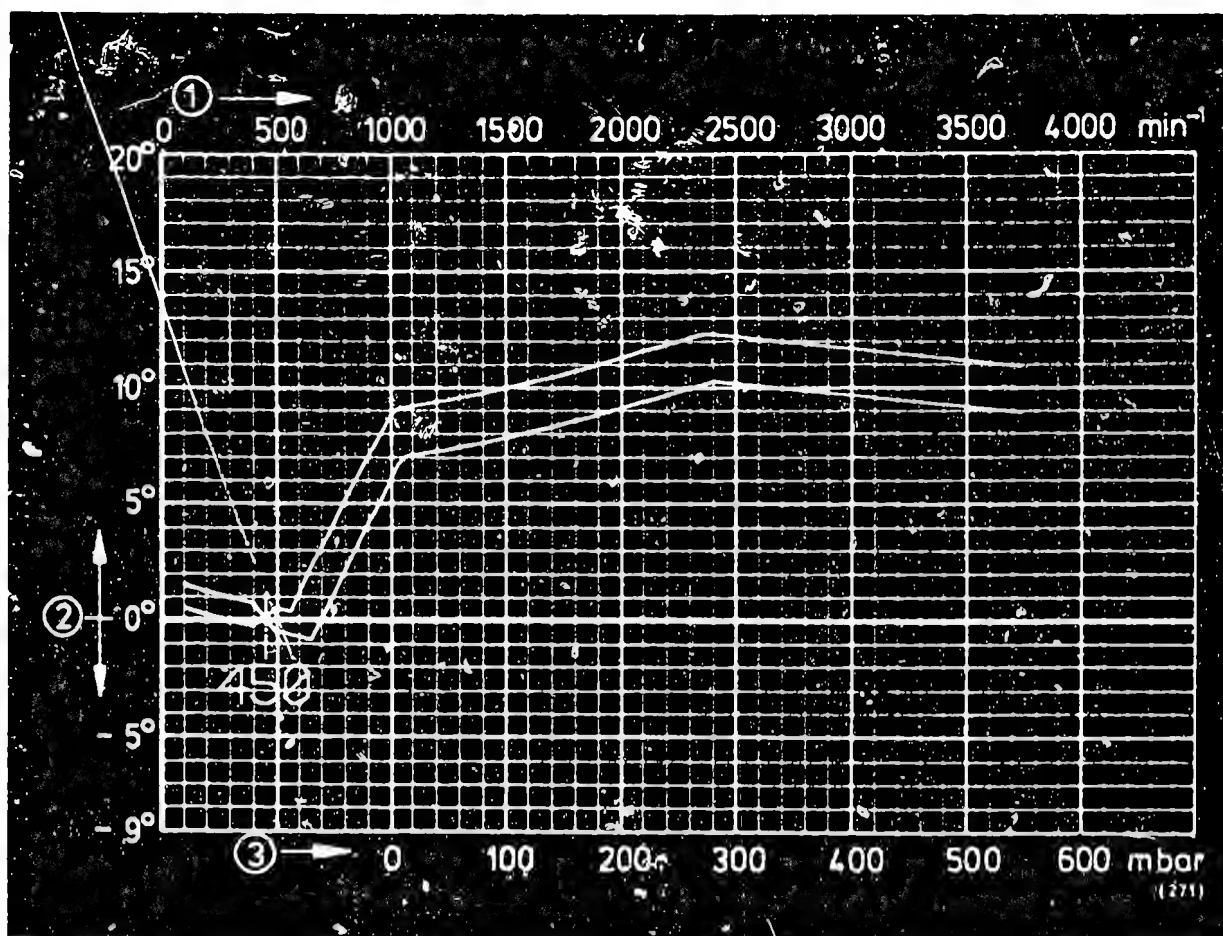
Repair and test instructions: W-237/503

**D2**

Test specifications

Ignition distributors 0 237..





0 237 303 003

1 = Distributor-shaft speed

2 = Distributor-shaft advance

3 = Negative gauge pressure (vacuum)

Test adapter KDZV 7202

Resistance of magnetic-pulse generator 520...700  $\Omega$

Air gap min. 0.40 mm

Addition to tolerance range  $\pm 0.5^\circ$  dist.shaft

Cut-out speed of limiter

ZV-I

520...700  $\Omega$

0.40 mm

$\pm 0.5^\circ$  dist.shaft

3330 to 3540  $\text{min}^{-1}$

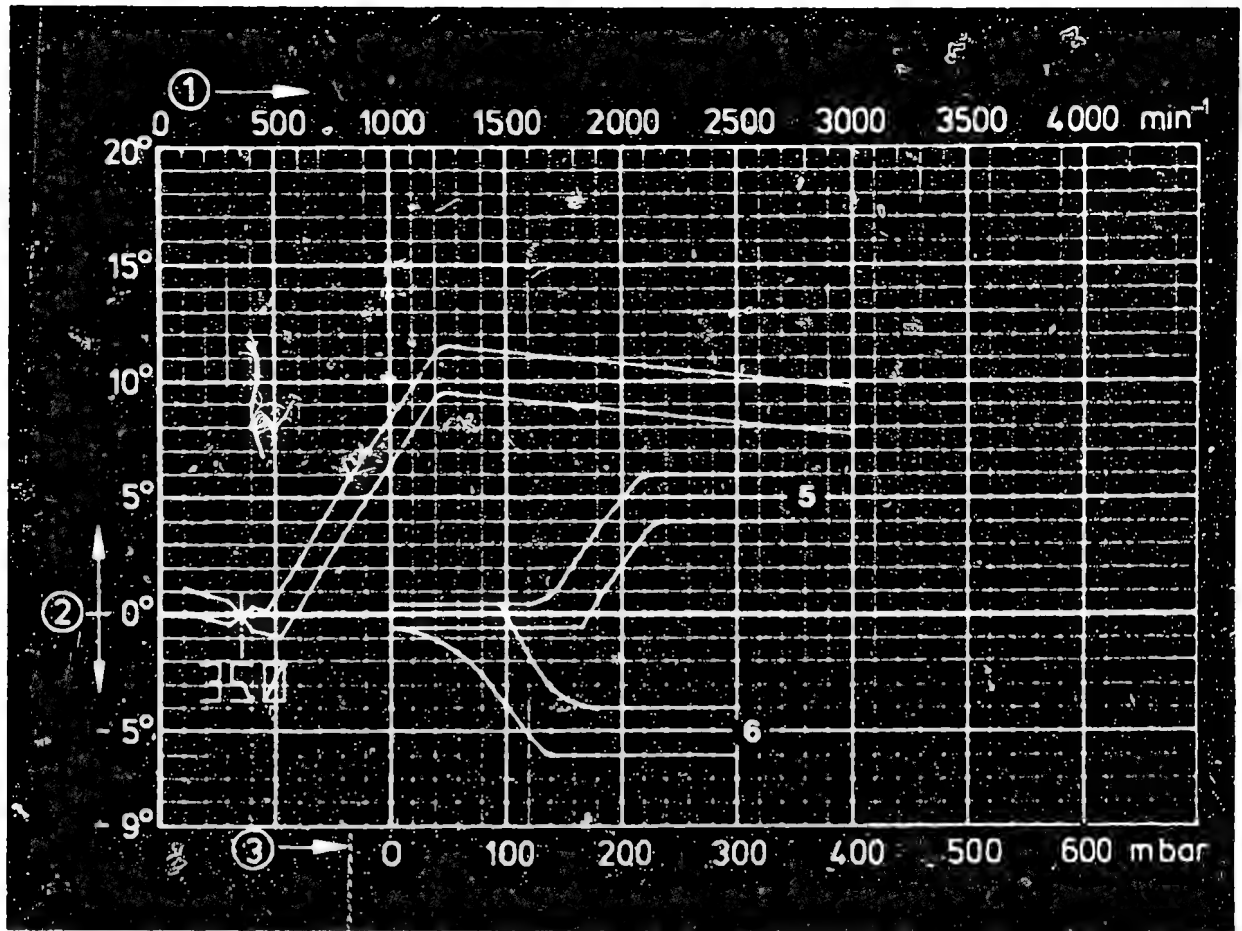
Repair and test instructions: W-237/503

**D3**

Test specifications

Ignition distributors 0 237..





0 237 304 001

- 1 = Distributor-shaft speed
- 2 = Distributor-shaft advance
- 3 = Negative gauge pressure (vacuum)
- 5 = Negative gauge pressure (vacuum) advance
- 6 = Negative gauge pressure (vacuum) retard

Test adapter KDZV 7202

Resistance of magnetic-pulse generator 520...700  $\Omega$

Air gap min. 0.35 mm

Addition to tolerance range  $\pm 0.5^\circ$  dist. shaft

FD (date of manufacture)

ZV-I  
725+

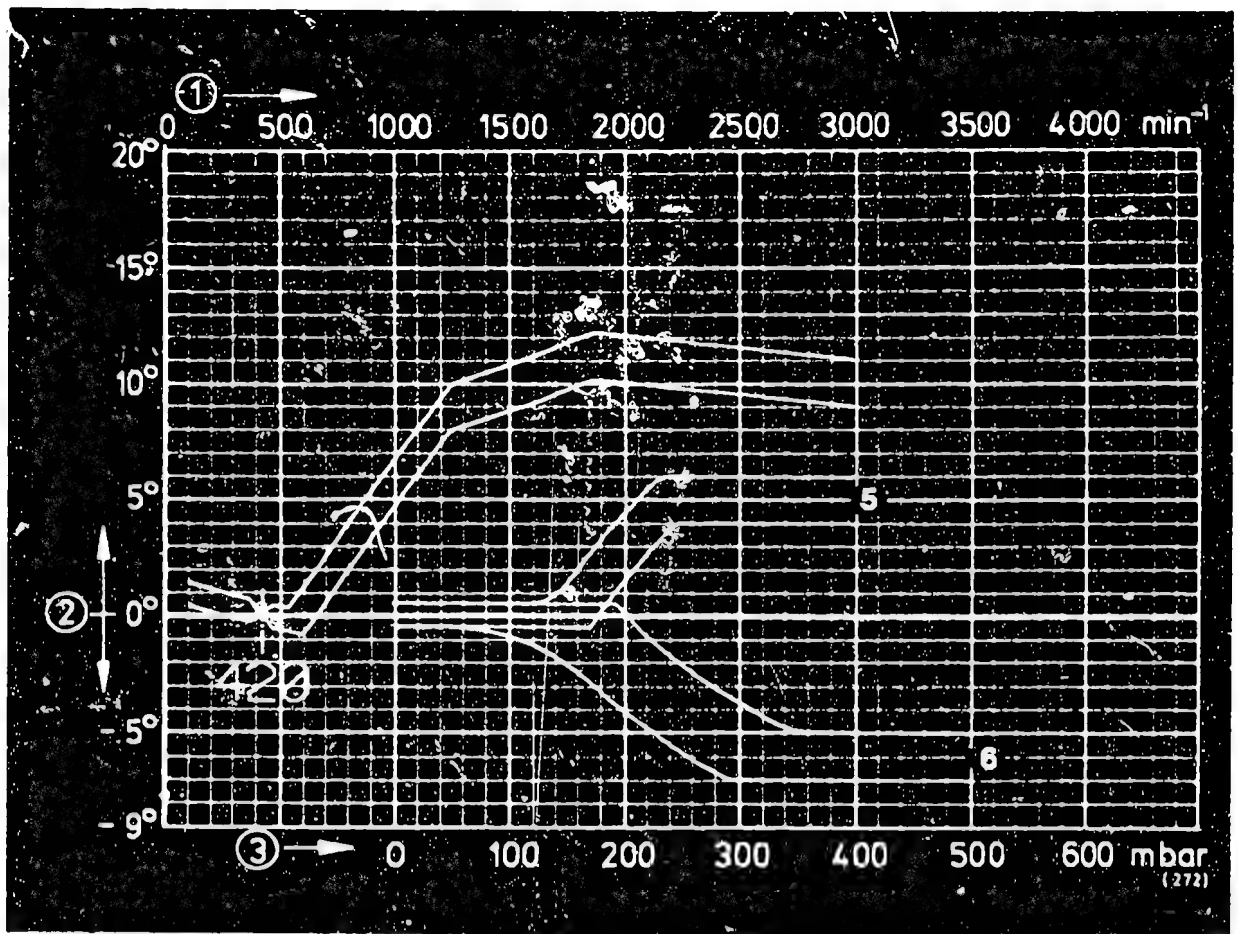
Repair and test instructions: W-237/503

**D4**

Test specifications

Ignition distributors 0 237..





0 237 304 009

1 = Distributor-shaft speed  
 2 = Distributor-shaft advance  
 3 = Negative gauge pressure (vacuum)  
 5 = Negative gauge pressure (vacuum) advance  
 6 = Negative gauge pressure (vacuum) retard  
 Test adapter KDZV 7202 ZV-I  
 Resistance of magnetic-pulse generator 520...700  $\Omega$   
 Air gap min. 0.25 mm  
 Addition to tolerance range  $\pm 0.5^\circ$  dist. shaft

Repair and test instructions: W-237/ 503

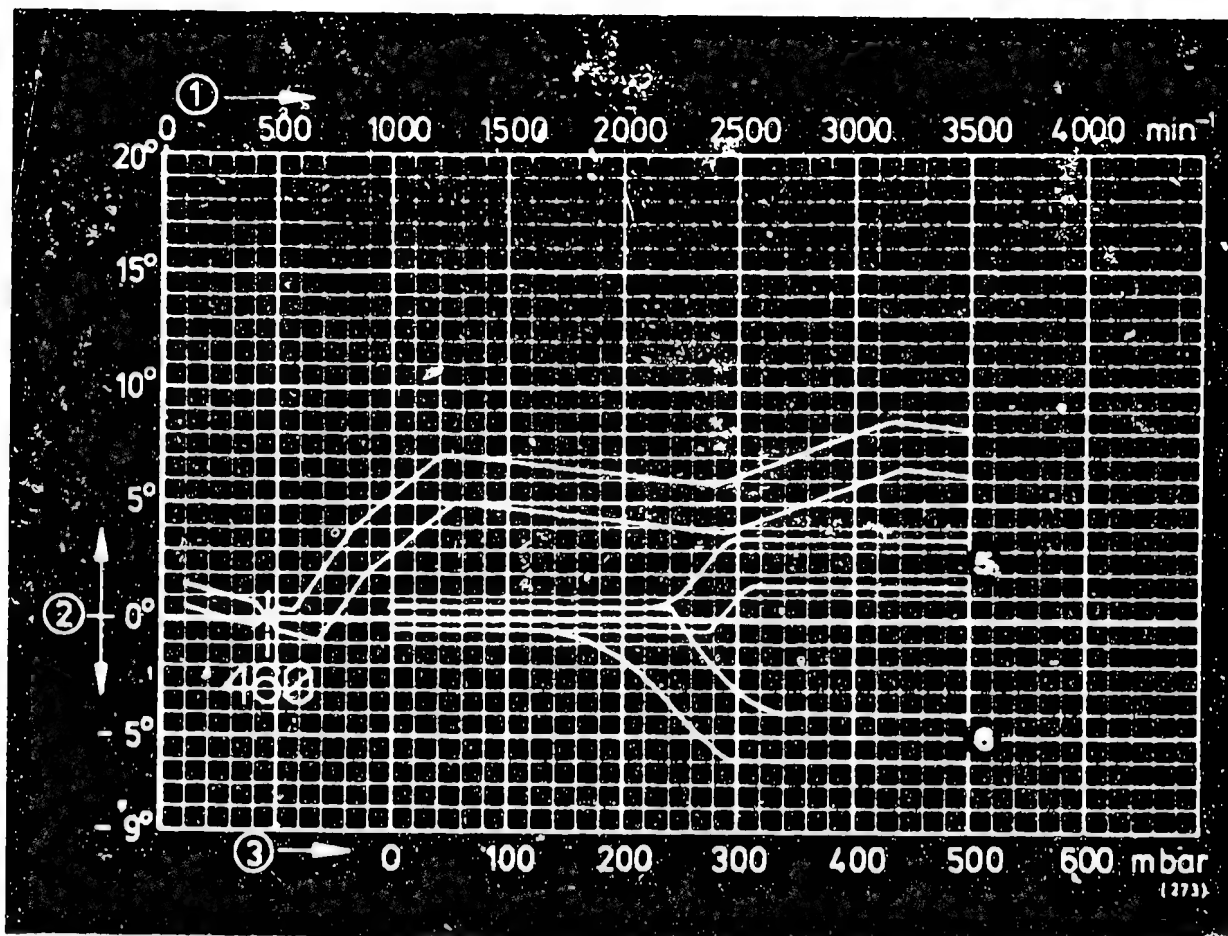
Clamping flange: 1 685 700 133  
 Driver: 1 686 400 003

**D5**

Test specifications

Ignition distributors 0 237..





0 237 304 016

- 1 = Distributor-shaft speed
- 2 = Distributor-shaft advance
- 3 = Negative gauge pressure (vacuum)
- 5 = Negative gauge pressure (vacuum) advance
- 6 = Negative gauge pressure (vacuum) retard
- Test adapter KDZV 7202
- Resistance of magnetic-pulse generator 520...700  $\Omega$
- Air gap min. 0.40 mm
- Addition to tolerance range  $\pm 0.5^\circ$  dist. shaft

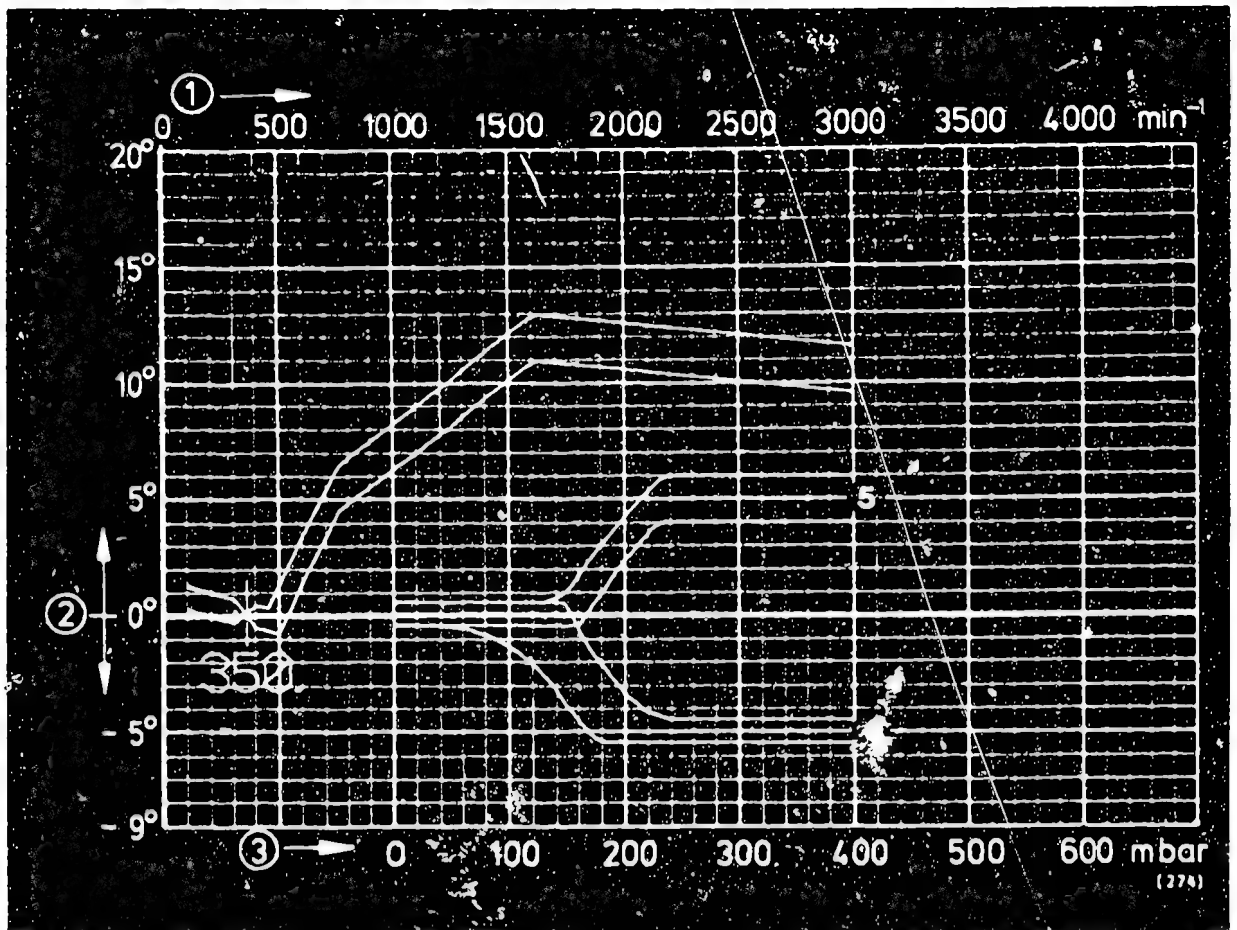
Repair and test instructions: W-237/503

**D6**

Test specifications

Ignition distributors 0 237..





0 237 304 021/022

- 1 = Distributor-shaft speed
  - 2 = Distributor-shaft advance
  - 3 = Negative gauge pressure (vacuum)
  - 5 = Negative gauge pressure (vacuum) advance
  - 6 = Negative gauge pressure (vacuum) retard
- Test adapter KDZV 7202 ZV-I  
 Resistance of magnetic-pulse generator 520...700  $\Omega$   
 Air gap min. 0.25 mm  
 Addition to tolerance range  $\pm 0.5^\circ$  dist. shaft

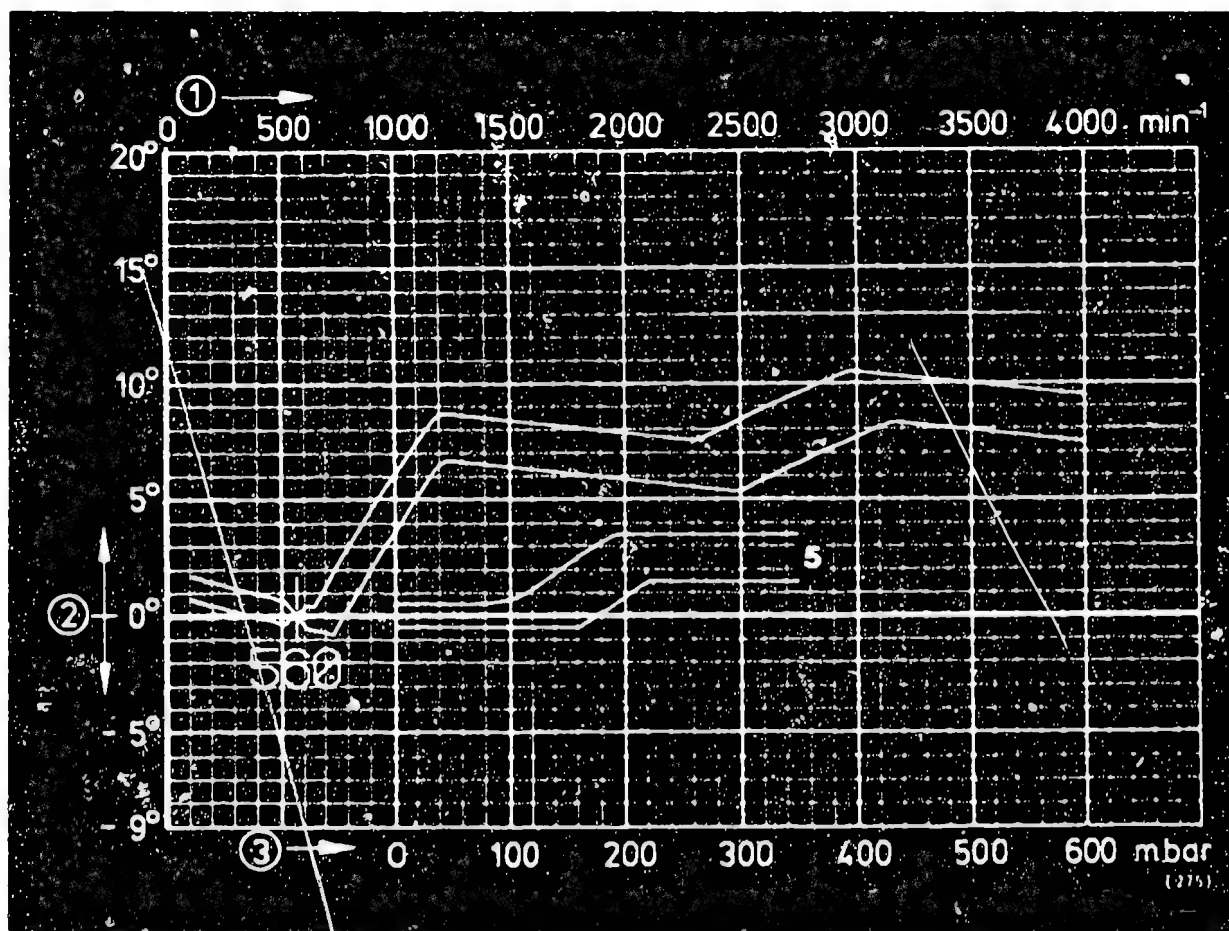
Repair and test instructions: W-237/503

**D7**

Test specifications

Ignition distributors 0 237..





0 237 306 001

- 1 = Distributor-shaft speed
- 2 = Distributor-shaft advance
- 3 = Negative gauge pressure (vacuum)
- 5 = Negative gauge pressure (vacuum) advance

Test adapter KDZV 7202

ZV-I

Resistance of magnetic-pulse generator 520...700 Ω

Air gap min.

0.40 mm

Addition to tolerance range

± 0.5° dist.shaft

Repair and test instructions: W-237/503

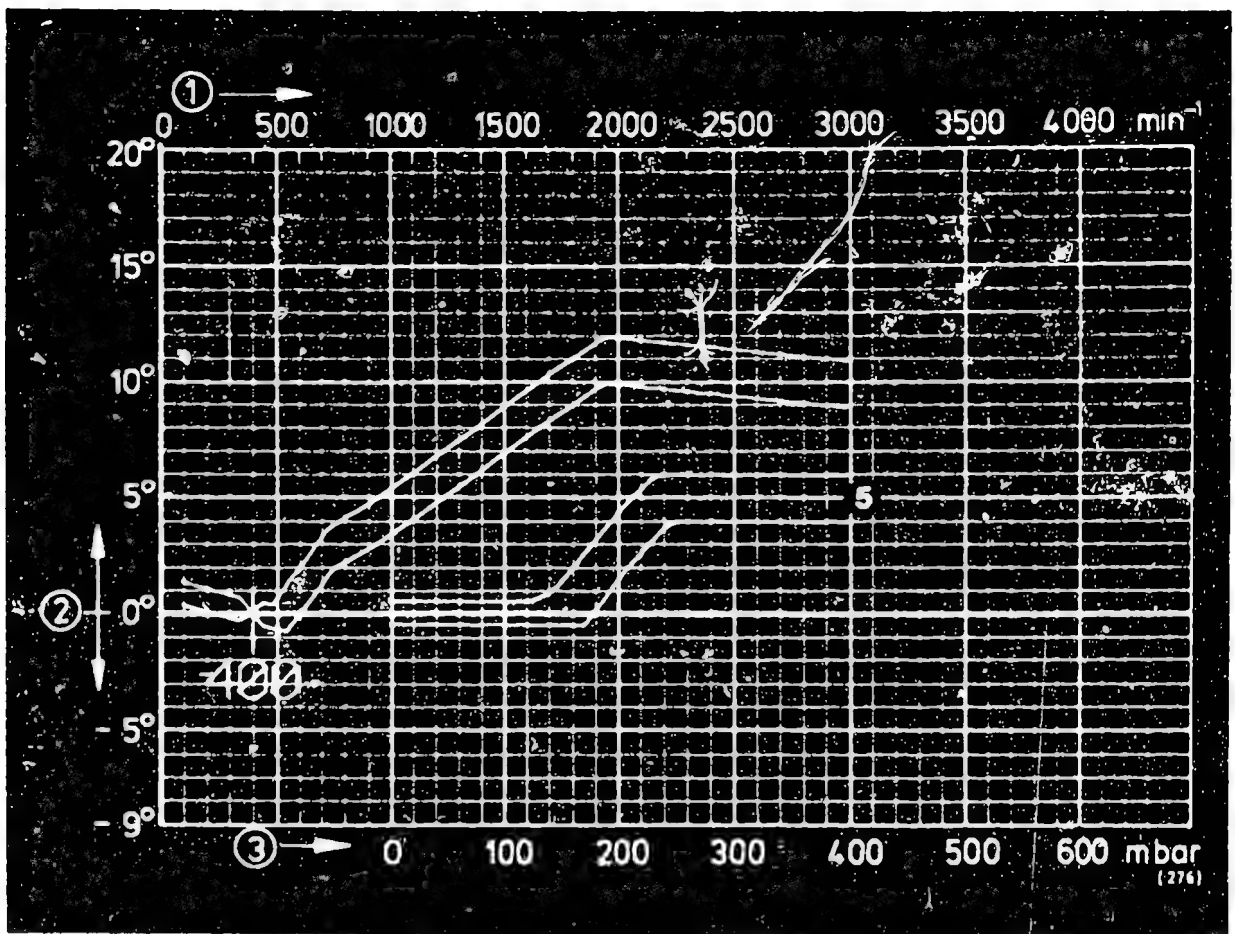
**D8**

Test specifications

Ignition distributors 0 237..







0 237 306 013

1 = Distributor-shaft speed

2 = Distributor-shaft advance

3 = Negative gauge pressure (vacuum)

5 = Negative gauge pressure (vacuum) advance

Test adapter KDZV 7202

ZV-I

Resistance of magnetic-pulse generator 520...700  $\Omega$

Air gap min. 0.25 mm

Addition to tolerance range  $\pm 0.5^\circ$  dist. shaft

Repair and test instructions: W-237/503

Clamping flange:

1 685 700 133

Driver:

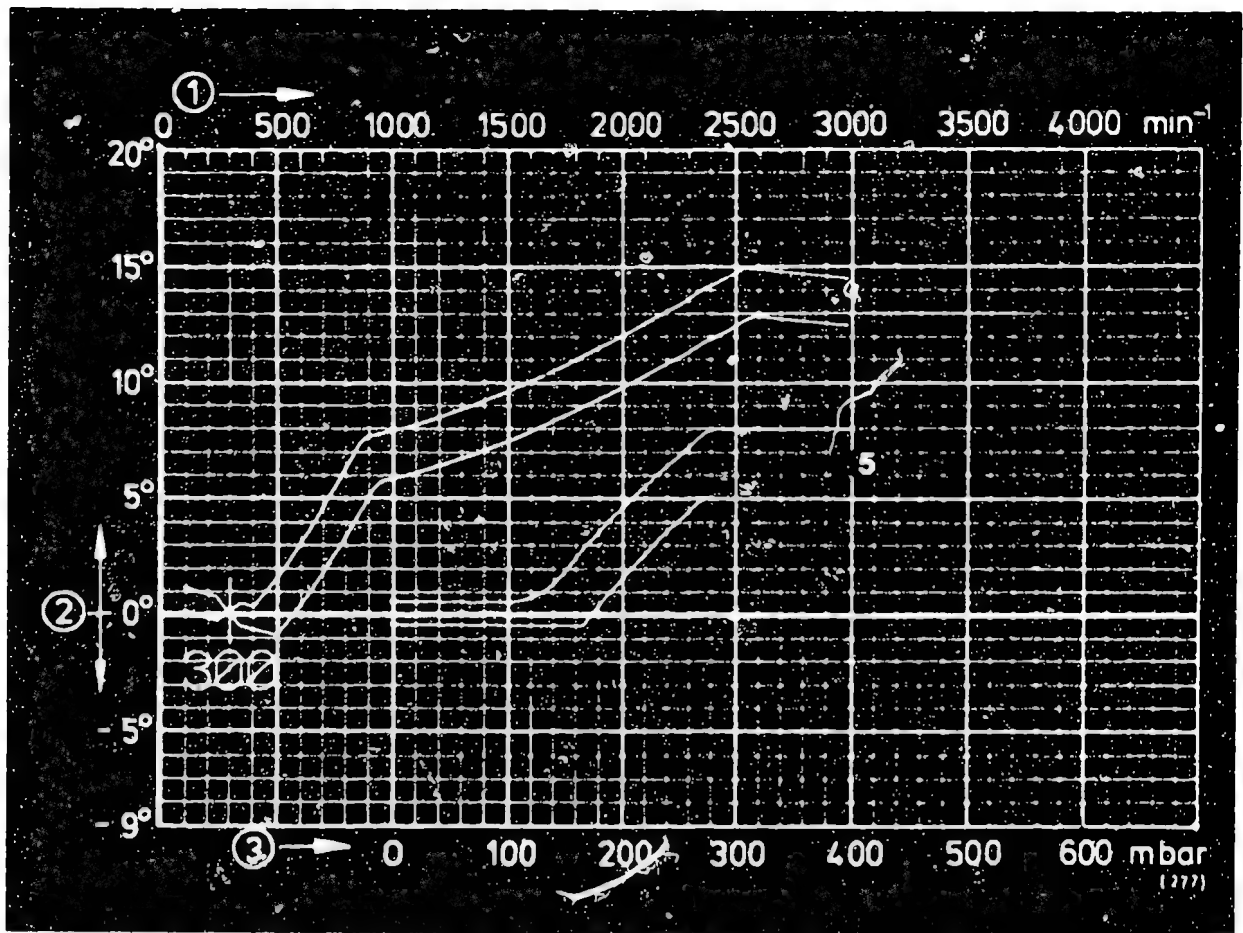
1 686 400 003

**D9**

Test specifications

Ignition distributors 0 237..





0 237 306 042

1 = Distributor-shaft speed

2 = Distributor-shaft advance

3 = Negative gauge pressure (vacuum)

5 = Negative gauge pressure (vacuum) advance

Test adapter KDZV 7202

ZV-I

Resistance of magnetic-pulse generator 520...700  $\Omega$

Air gap min.

0.25 mm

Addition to tolerance range

$\pm 0.5^\circ$  dist.  
shaft

Repair and test instructions: W-237/503

Clamping flange:

1 685 700 133

Driver:

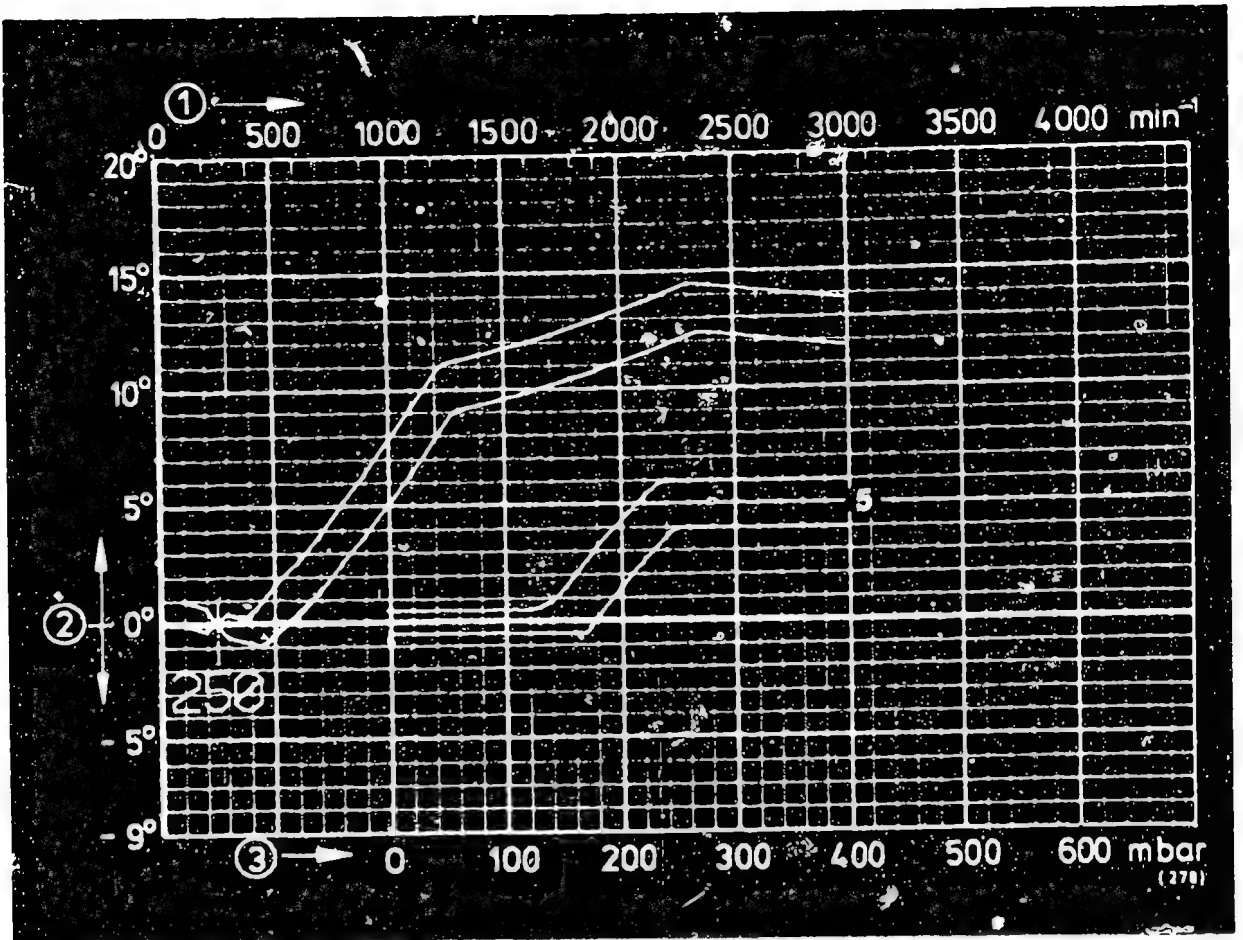
1 686 400 003

**D10**

Test specifications

Ignition distributors 0 237..





0 237 306 043

- 1 = Distributor-shaft speed
- 2 = Distributor-shaft advance
- 3 = Negative gauge pressure (vacuum)
- 5 = Negative gauge pressure (vacuum) advance
- Test adapter KDZV 7202 ZV-I
- Resistance of magnetic-pulse generator 520...700  $\Omega$
- Air gap min. 0.25 mm
- Addition to tolerance range  $\pm 0.5^\circ$  dist. shaft

Repair and test instructions: W-237/503

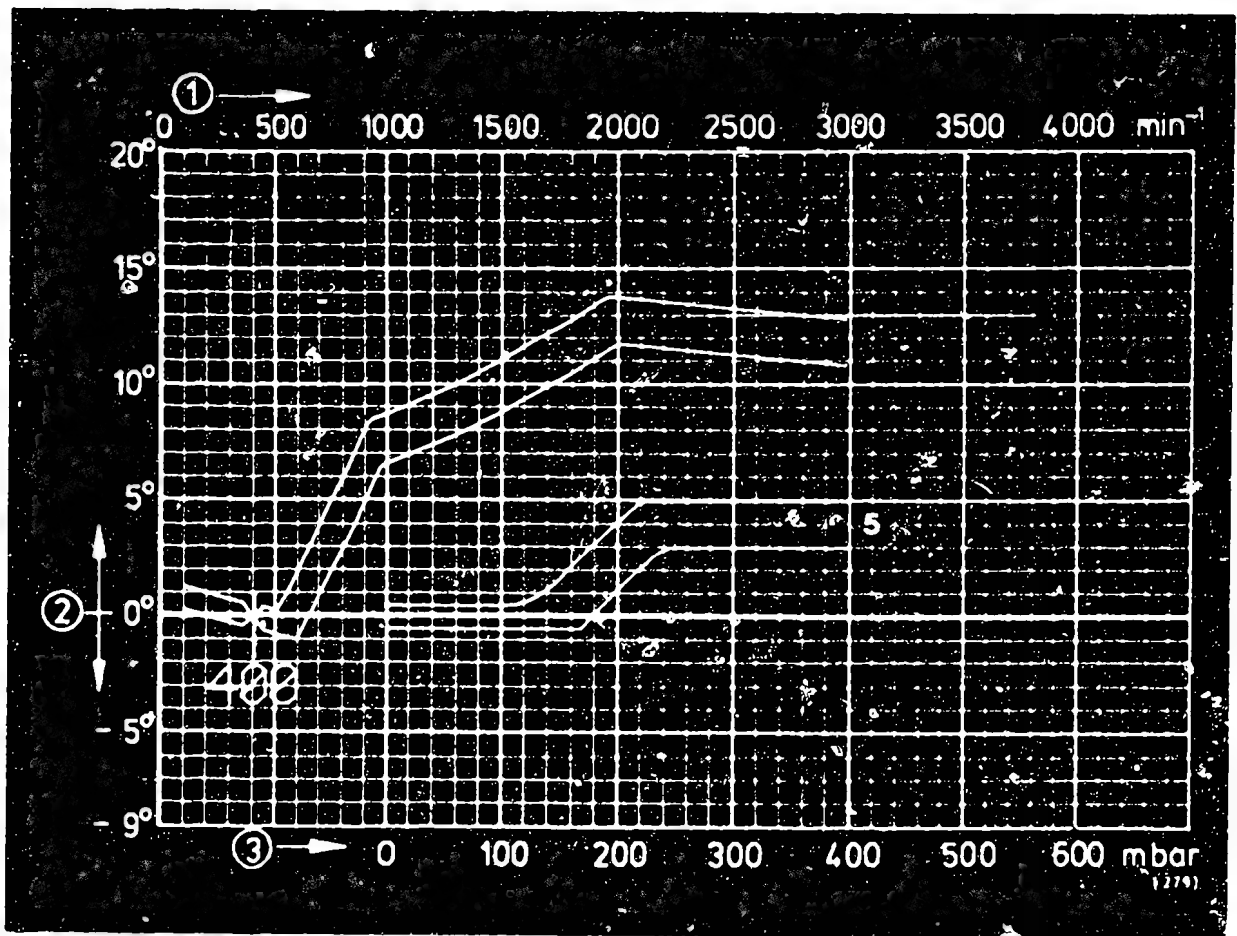
Clamping flange: 1 685 700 133  
 Driver: 1 686 400 003

**D11**

Test specifications

Ignition distributors 0 237..





0 237 306 048

1 = Distributor-shaft speed  
 2 = Distributor-shaft advance  
 3 = Negative gauge pressure (vacuum)  
 5 = Negative gauge pressure (vacuum) advance  
 Test adapter KDZV 7202 ZV-I  
 Resistance of magnetic-pulse generator 520...700  $\Omega$   
 Air gap min. 0.25 mm  
 Addition to tolerance range  $\pm 0.5^\circ$  dist. shaft  
 FD (date of manufacture) →245

Repair and test instructions: W-237/503

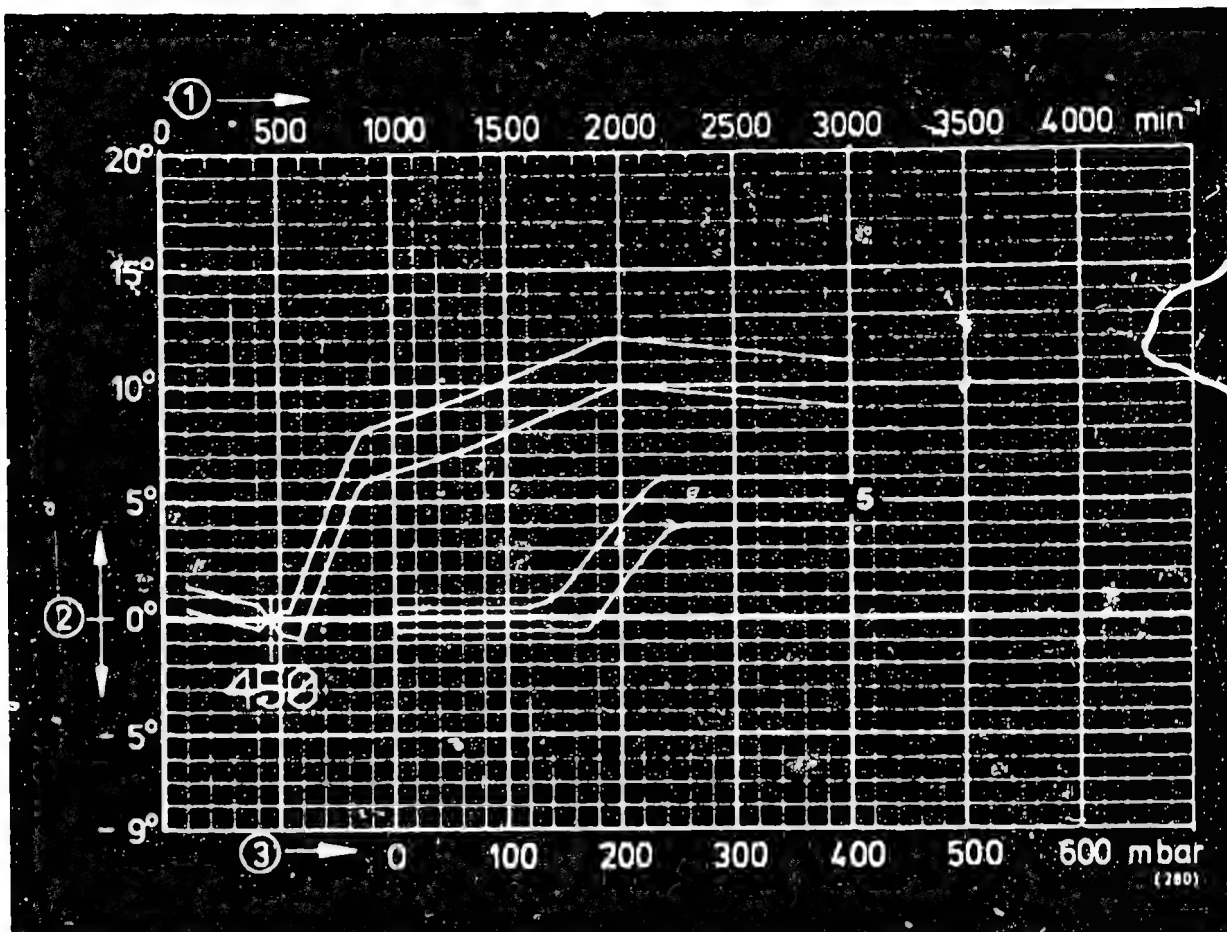
Clamping flange: 1 685 700 133  
 Driver: 1 686 400 003

**D12**

Test specifications

Ignition distributors 0 237..





0 237 306 048

1 = Distributor-shaft speed

2 = Distributor-shaft advance

3 = Negative gauge pressure (vacuum)

5 = Negative gauge pressure (vacuum) advance

Test adapter KDZV 7202

ZV-I

Resistance of magnetic-pulse generator

520...700  $\Omega$

Air gap min.

0.25 mm

Addition to tolerance range

$\pm 0.5^\circ$  dist.  
shaft

FD (date of manufacture)

246→

Repair and test instructions: W-237/503

Clamping flange:

1 685 700 133

Driver:

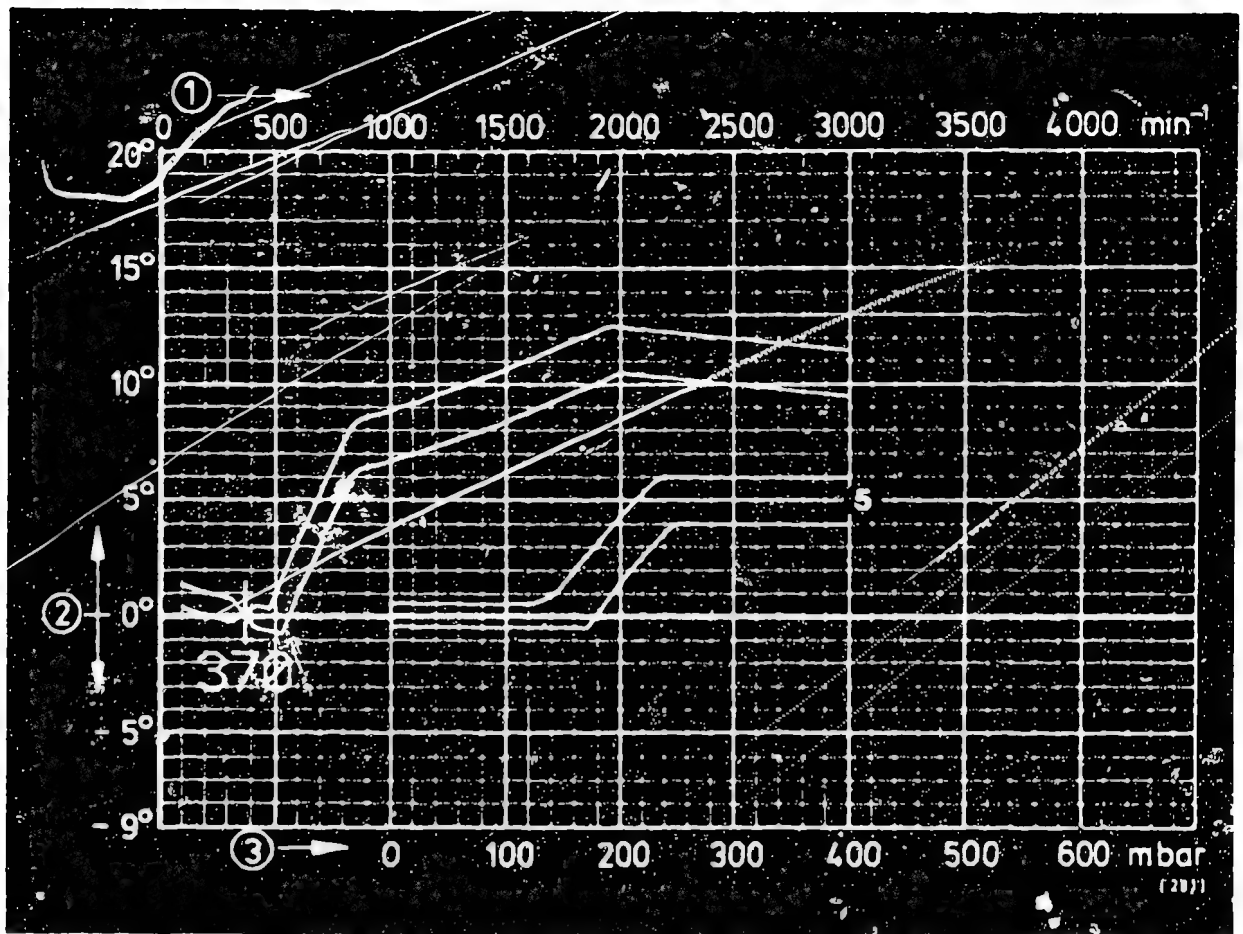
1 686 400 003

**D 13**

Test specifications

Ignition distributors 0 237..





0 237 306 051

1 = Distributor-shaft speed

2 = Distributor-shaft advance

3 = Negative gauge pressure (vacuum)

5 = Negative gauge pressure (vacuum) advance

Test adapter KDZV 7202

ZV-I

Resistance of magnetic-pulse generator 520...700  $\Omega$

Air gap min.

0.25 mm

Addition to tolerance range

$\pm 0.5^{\circ}$  dist.shaft

Repair and test instructions: W-237/503

Clamping flange:

1 685 700 133

Driver:

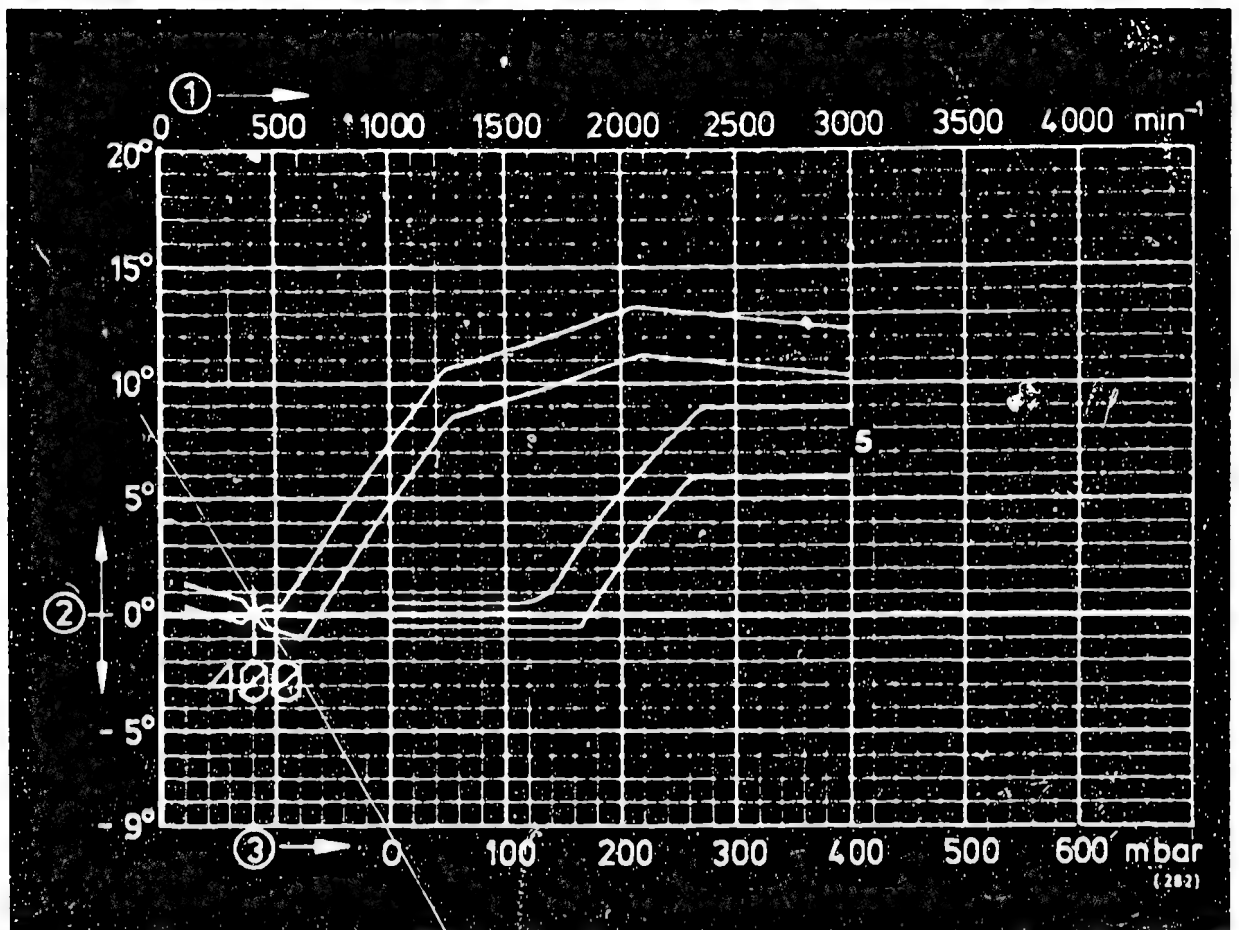
1 686 400 003

**D14**

Test specifications

Ignition distributors 0 237..





0 237 306 054

1 = Distributor-shaft speed

2 = Distributor-shaft advance

3 = Negative gauge pressure (vacuum)

5 = Negative gauge pressure (vacuum) advance

Test adapter KDZV 7202

ZV-I

Resistance of magnetic-pulse generator 520...700 Ω

Air gap min.

0.25 mm

Addition to tolerance range

± 0.5° dist.  
shaft

Repair and test instructions: W-237/503

Clamping flange:

1 685 700 133

Driver:

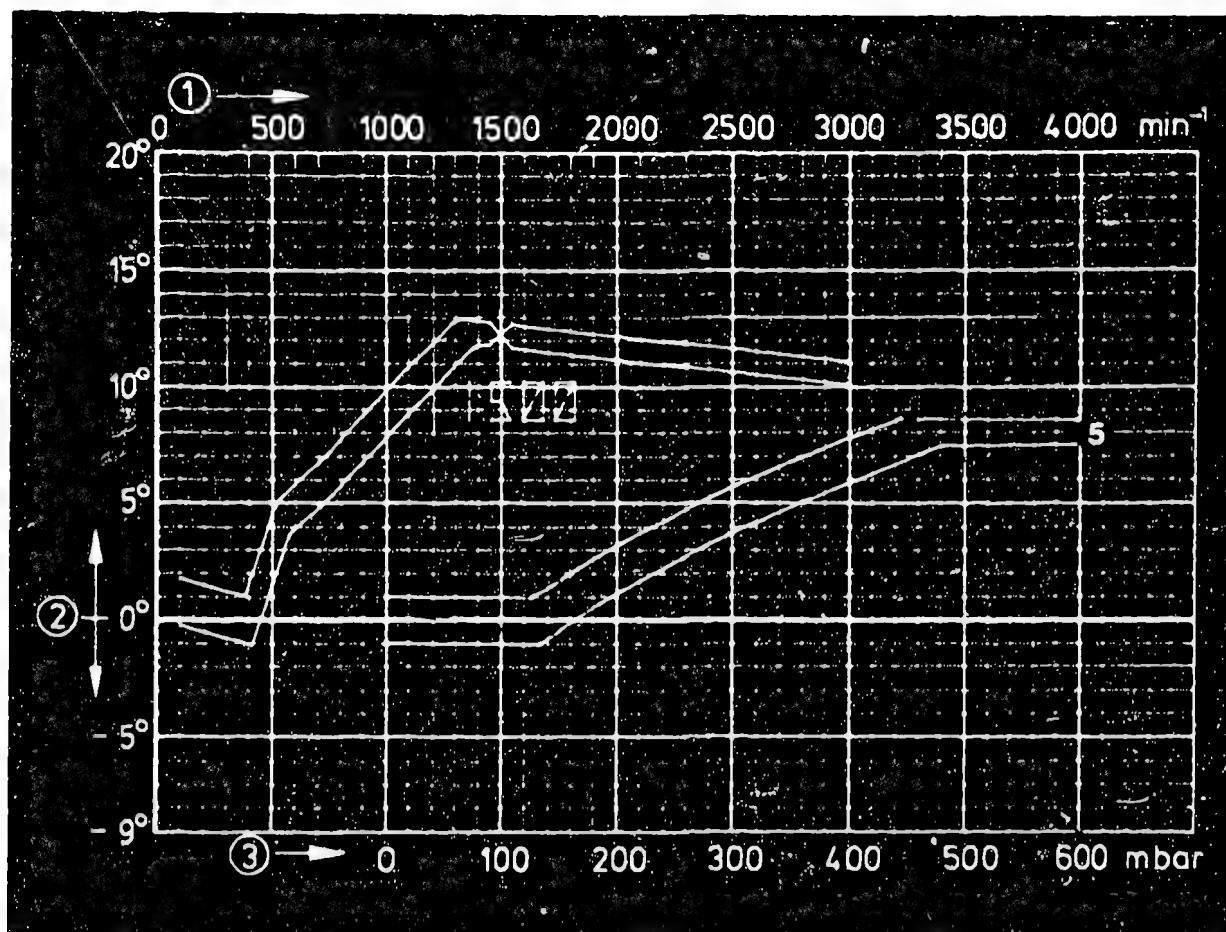
1 686 400 003

**D 15**

Test specifications

Ignition distributors 0 237..





0 237 401 010/011

1 = Distributor-shaft speed

2 = Distributor-shaft advance

3 = Negative gauge pressure (vacuum)

5 = Negative gauge pressure (vacuum) advance

Test adapter KDZV 7202

ZV-I

Resistance of magnetic-pulse generator 520...700  $\Omega$

Air gap min.

0.35 mm

Addition to tolerance range

$\pm 0.5^\circ$  dist.shaft

FD (date of manufacture)

+245

Repair and test instructions: W-237/503

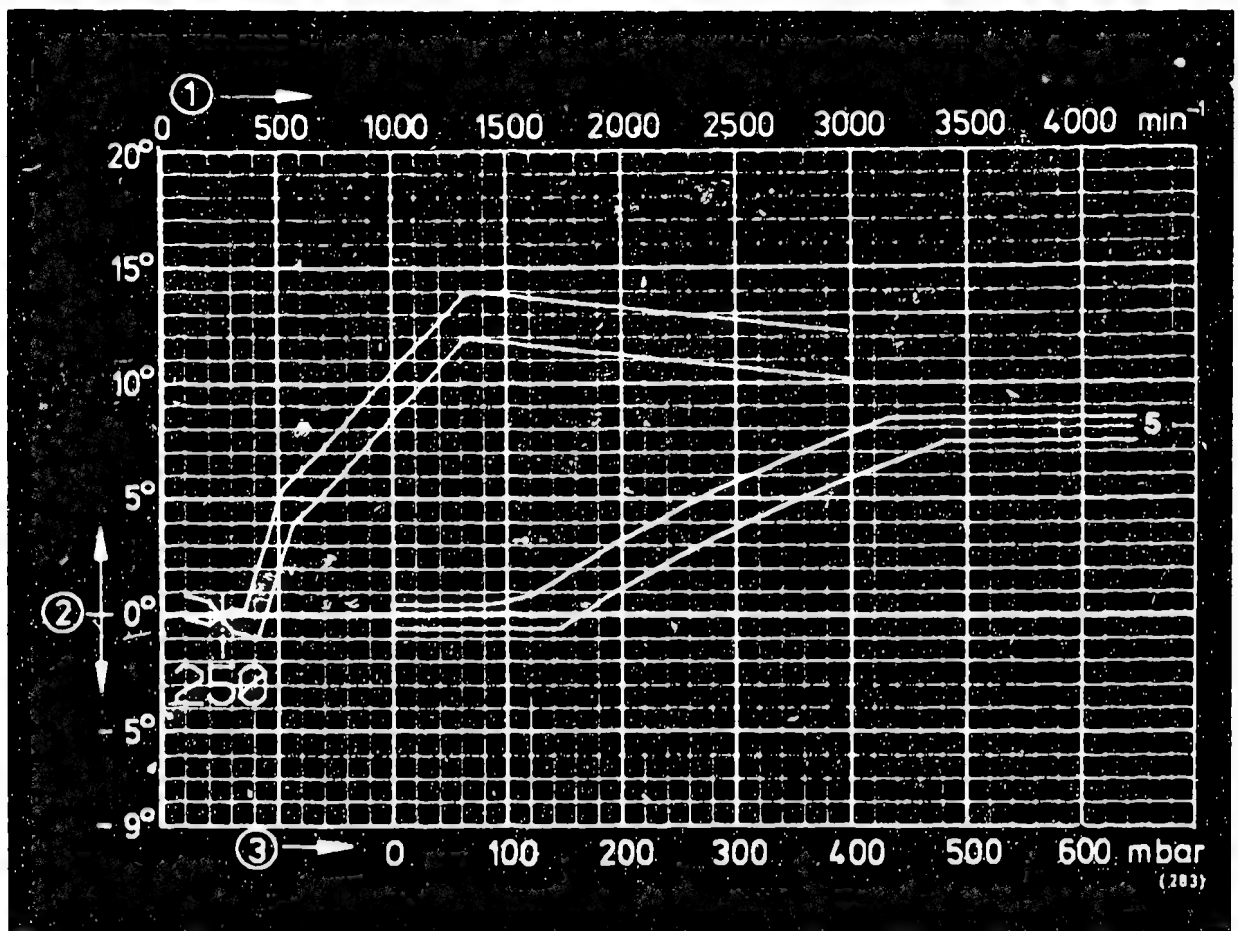
**D16**

Test specifications

Ignition distributors 0 237..







0 237 401 010/011

- 1 = Distributor-shaft speed
- 2 = Distributor-shaft advance
- 3 = Negative gauge pressure (vacuum)
- 5 = Negative gauge pressure (vacuum) advance
- Test adapter KDZV 7202 ZV-I
- Resistance of magnetic-pulse generator 520...700  $\Omega$
- Air gap min. 0.40 mm
- Addition to tolerance range  $\pm 0.5^\circ$  dist.shaft
- FD (date of manufacture) 246→

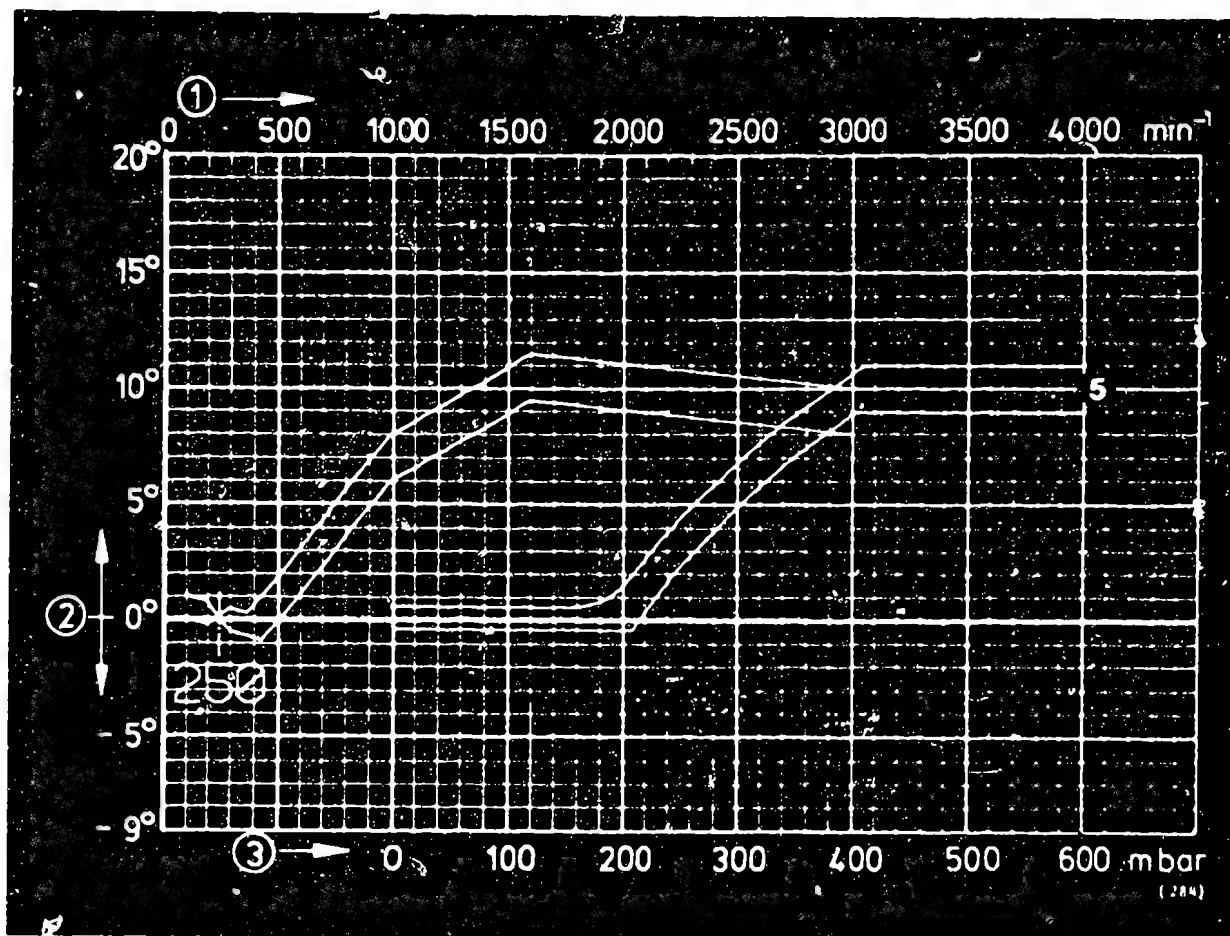
Repair and test instructions: W-237/503

**D17**

Test specifications

Ignition distributors 0 237..





0 237 401 012/013

- 1 = Distributor-shaft speed
- 2 = Distributor-shaft advance
- 3 = Negative gauge pressure (vacuum)
- 5 = Negative gauge pressure (vacuum) advance
- Test adapter KDZV 7202 ZV-I
- Resistance of magnetic-pulse generator 520...700  $\Omega$
- Air gap min. 0.40 mm
- Addition to tolerance range  $\pm 0.5^\circ$  dist.shaft

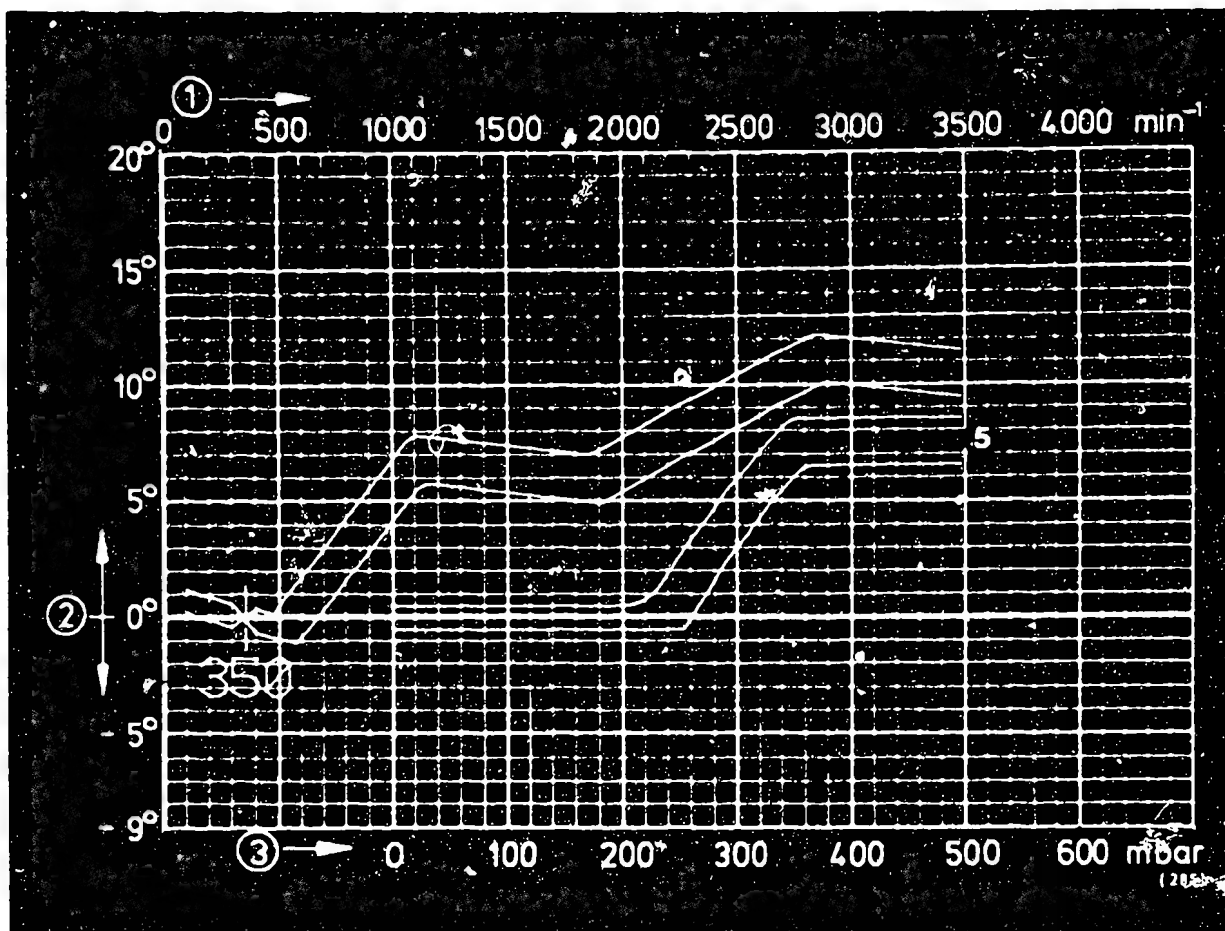
Repair and test instructions: W-237/503

**D 18**

Test specifications

Ignition distributors 0 237..





0 237 401 018

1 = Distributor-shaft speed

2 = Distributor-shaft advance

3 = Negative gauge pressure (vacuum)

5 = Negative gauge pressure (vacuum) advance

Test adapter KDZV 7202

ZV-I

Resistance of magnetic-pulse generator 520...700  $\Omega$

Air gap min.

0.40 mm

Addition to tolerance range

$\pm 0.5^\circ$  dist.shaft

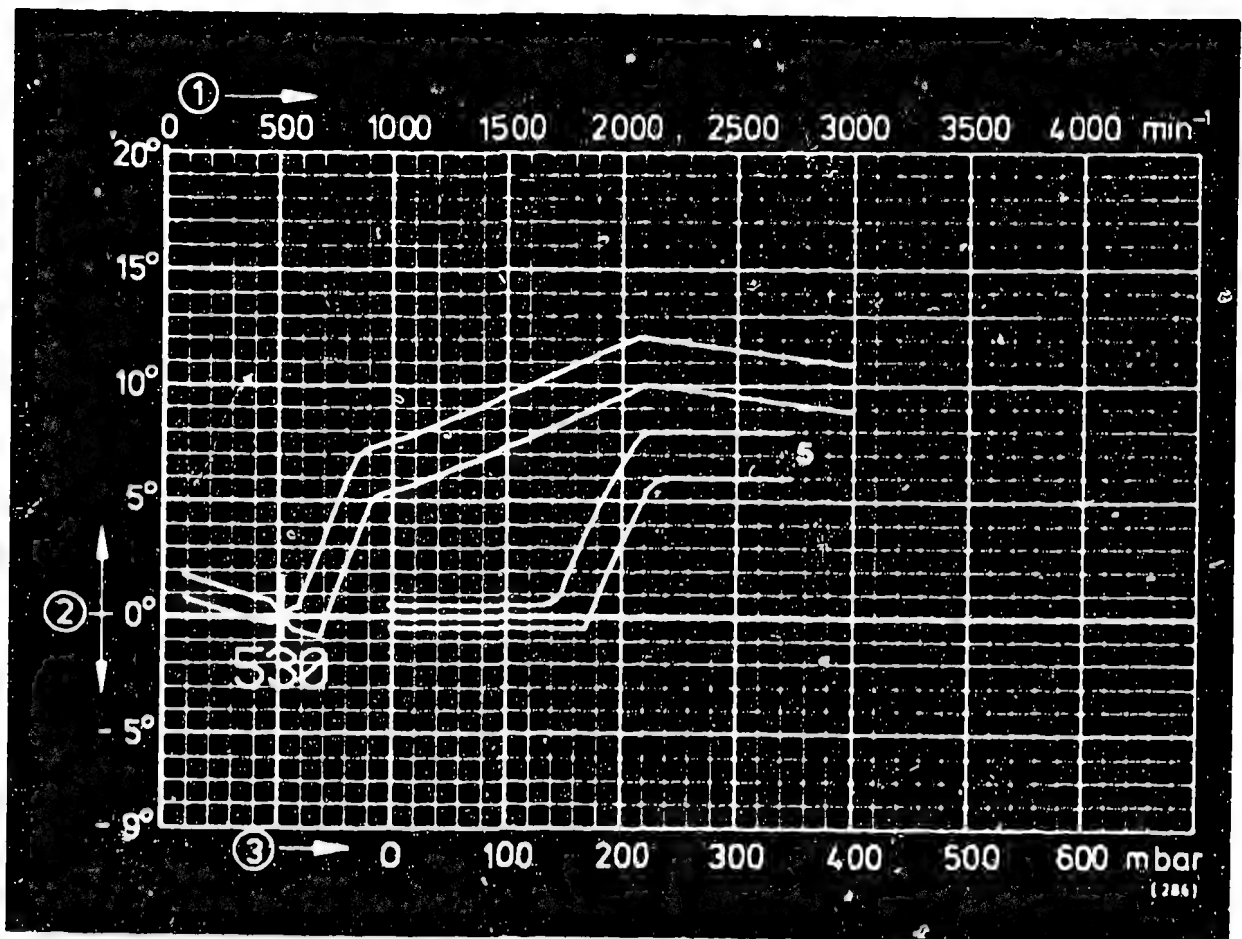
Repair and test instructions: W-237/503

**D19**

Test specifications

Ignition distributors 0 237..





0 237 402 010

- 1 = Distributor-shaft speed
- 2 = Distributor-shaft advance
- 3 = Negative gauge pressure (vacuum)
- 5 = Negative gauge pressure (vacuum) advance
- Test adapter KDZV 7202 ZV-I
- Resistance of magnetic-pulse generator 520...700  $\Omega$
- Air gap min. 0.30 mm
- Addition to tolerance range  $\pm 0.5^\circ$  dist.shaft

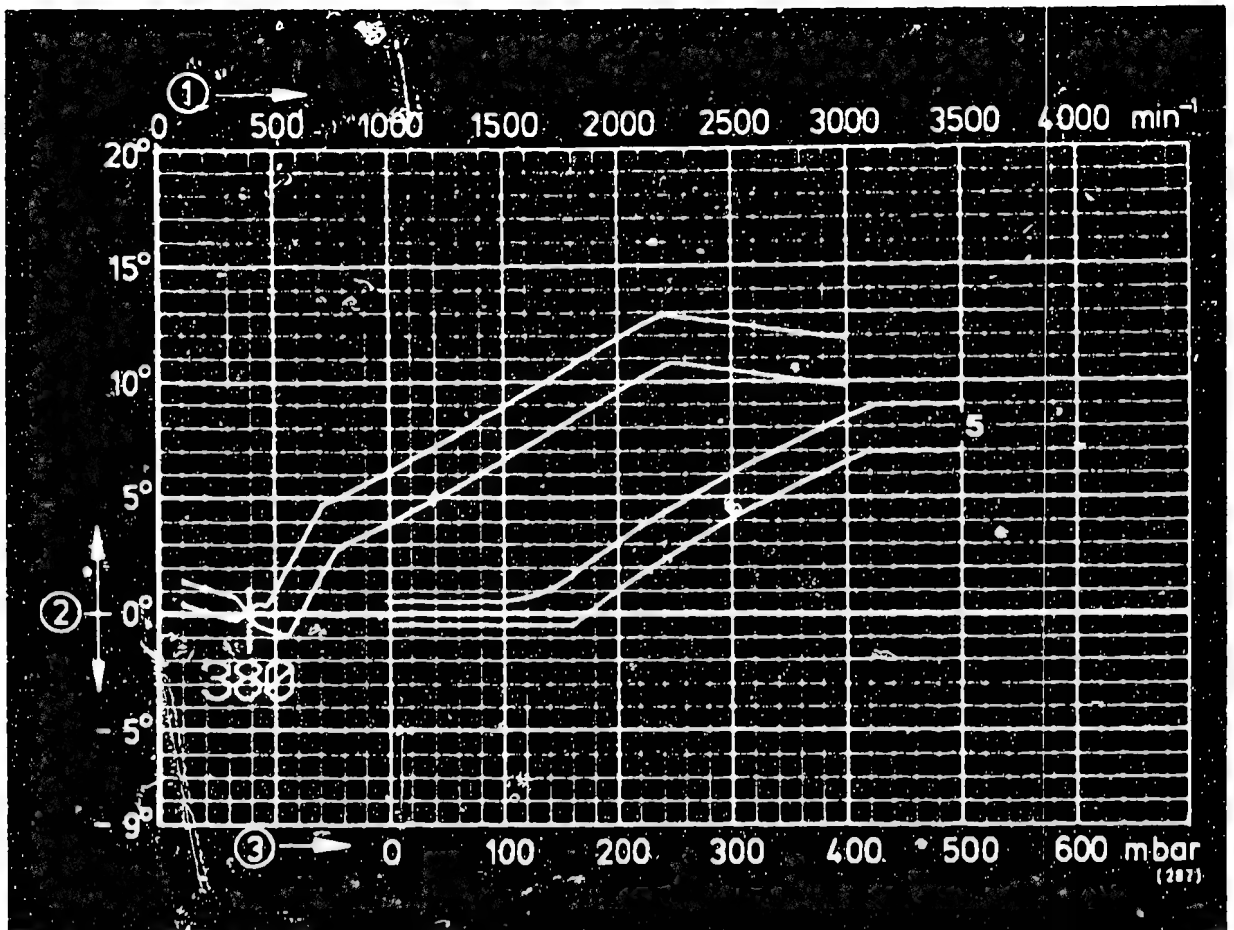
Repair and test instructions: W-237/503

**D20**

Test specifications

Ignition distributors 0 237..





0 237 402 011

1 = Distributor-shaft speed

2 = Distributor-shaft advance

3 = Negative gauge pressure (vacuum)

5 = Negative gauge pressure (vacuum) advance

Test adapter KDZV 7202

Resistance of magnetic-pulse generator ZV-I 520...700  $\Omega$

Air gap min. 0.30 mm

Addition to tolerance range  $\pm 0.5^{\circ}$  dist. shaft

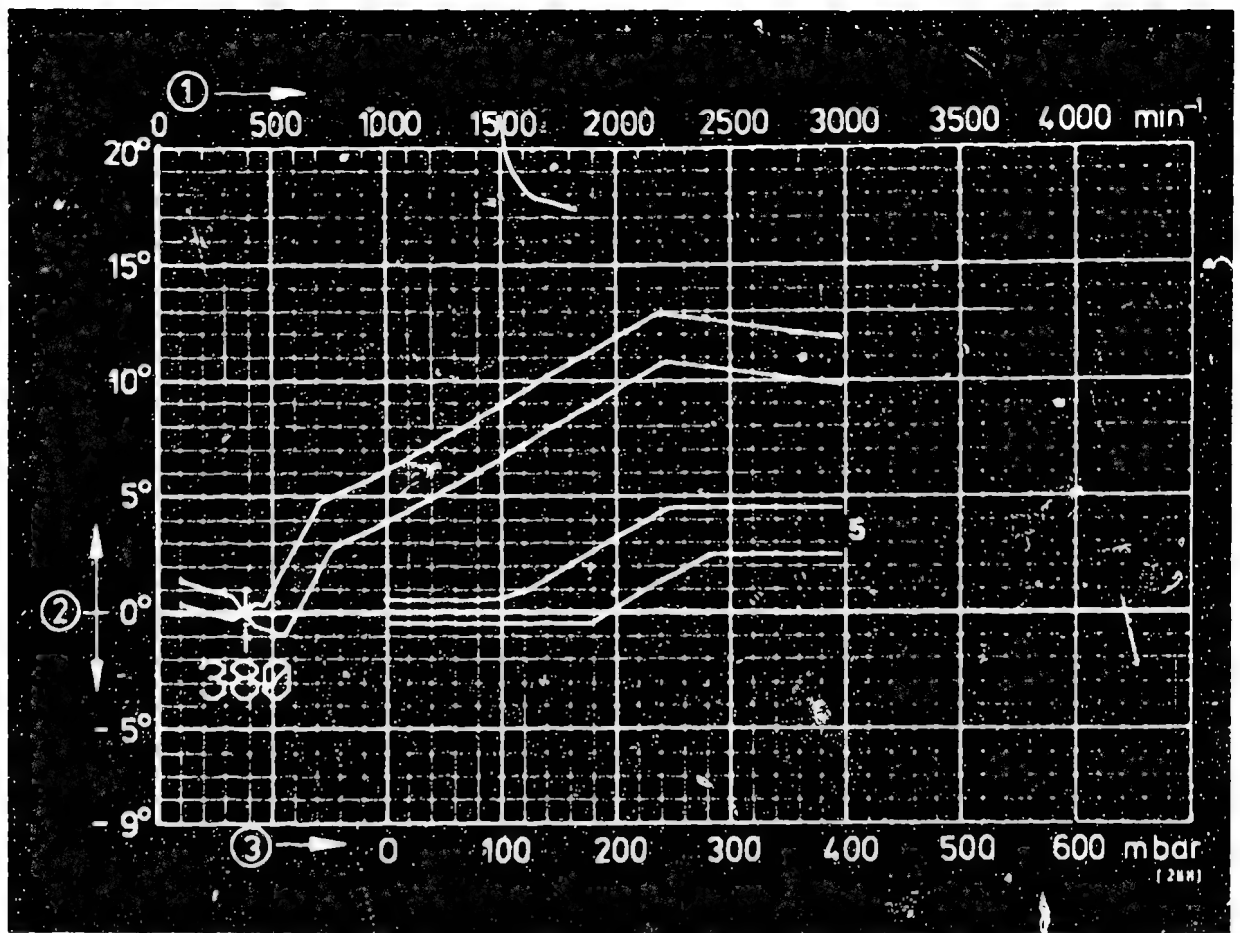
Repair and test instructions: W-237/503

**D21**

Test specifications

Ignition distributors 0 237..





0 237 402 012

1 = Distributor-shaft speed

2 = Distributor-shaft advance

3 = Negative gauge pressure (vacuum)

5 = Negative gauge pressure (vacuum) advance

Test adapter KDZV 7202

ZV-I

Resistance of magnetic-pulse generator 520...700 Ω

Air gap min.

0.30 mm

Addition to tolerance range

± 0.5° dist.shaft

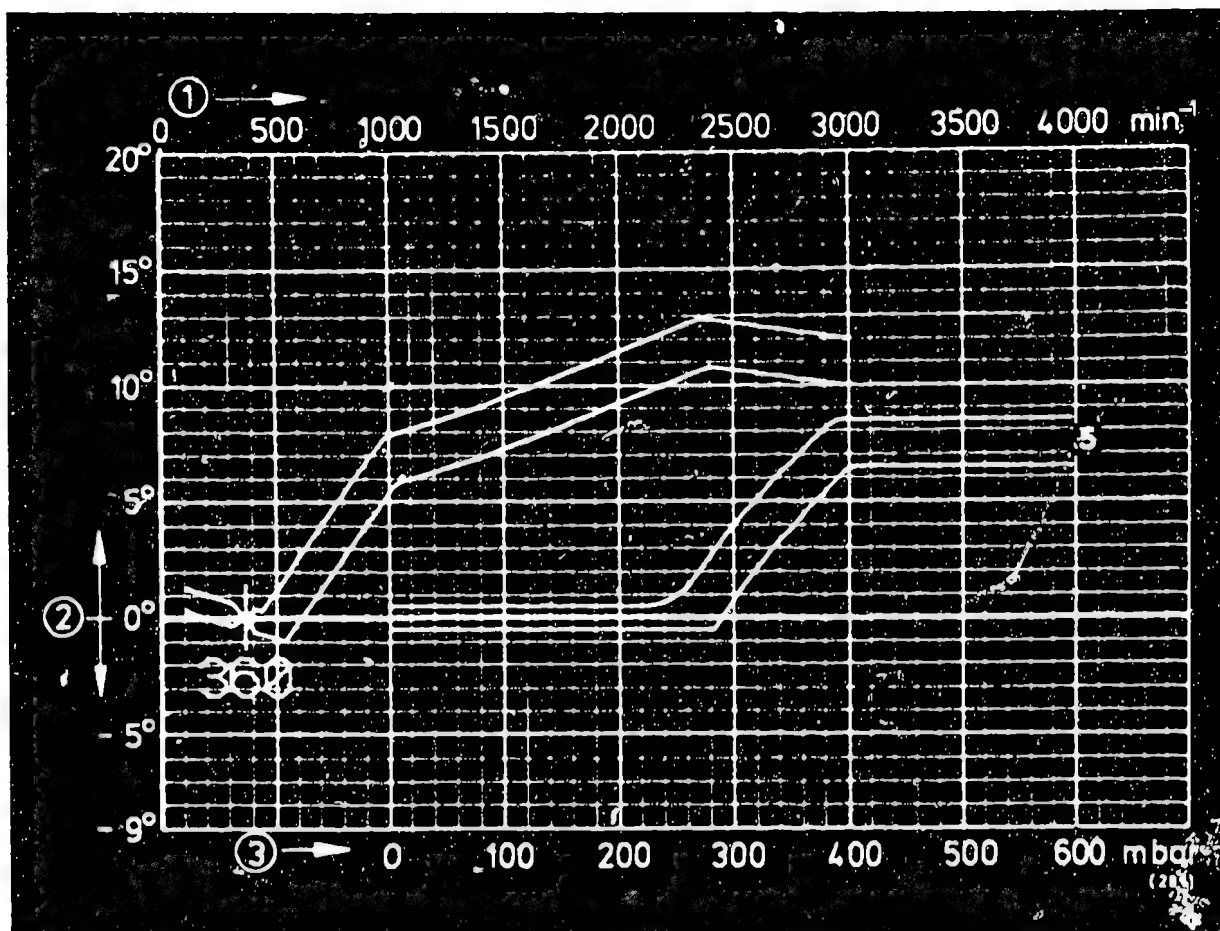
Repair and test instructions: W-237/503

**D22**

Test specifications

Ignition distributors 0 237..





0 237 402 013

- 1 = Distributor-shaft speed
- 2 = Distributor-shaft advance
- 3 = Negative gauge pressure (vacuum)
- 5 = Negative gauge pressure (vacuum) advance
- Test adapter KDZV 7202 ZV-I
- Resistance of magnetic-pulse generator 520...700  $\Omega$
- Air gap min. 0.30 mm
- Addition to tolerance range  $\pm 0.5^\circ$  dist. shaft

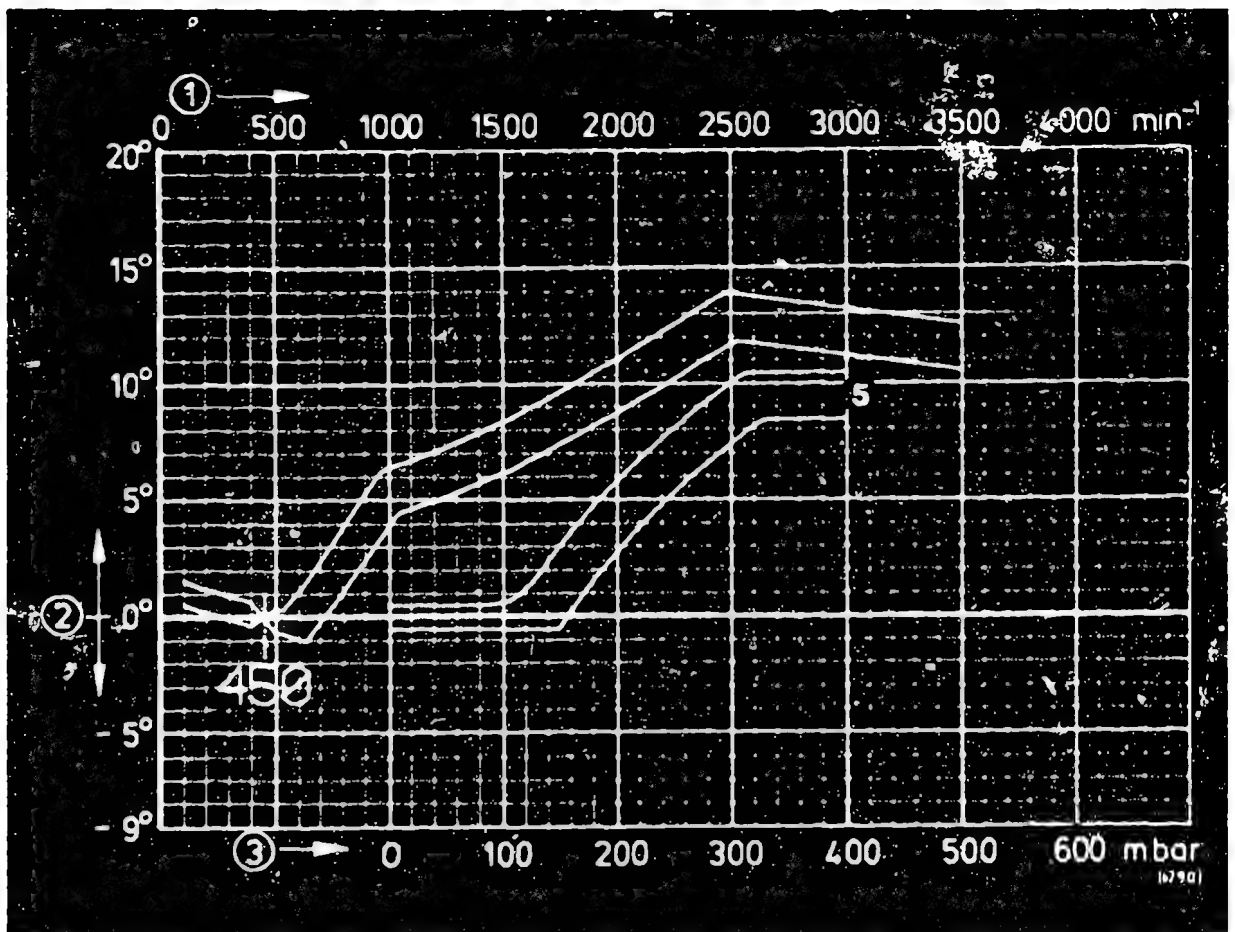
Repair and test instructions: W-237/503

**D23**

Test specifications

Ignition distributors 0 237..





0 237 402 014

- 1 = Distributor-shaft speed
- 2 = Distributor-shaft advance
- 3 = Negative gauge pressure (vacuum)
- 5 = Negative gauge pressure (vacuum) advance
- Test adapter KDZV 7202 ZV-I
- Resistance of magnetic-pulse generator 520...700  $\Omega$
- Air gap min. 0.30 mm
- Addition to tolerance range  $\pm 0.5^{\circ}$  dist.shaft

Repair and test instructions: W-237/503

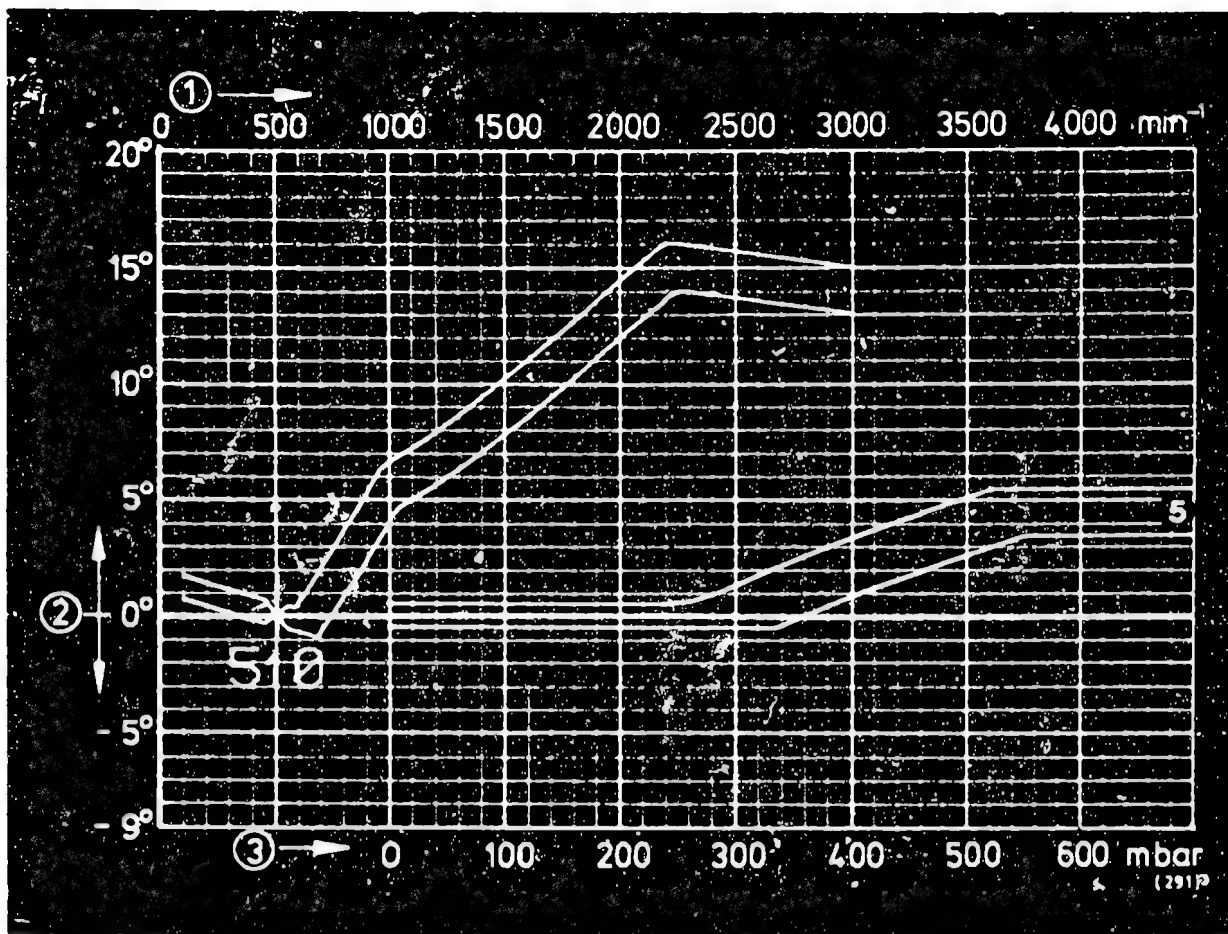
**D24**

Test specifications

Ignition distributors 0 237..







0 237 402 015

- 1 = Distributor-shaft speed
- 2 = Distributor-shaft advance
- 3 = Negative gauge pressure (vacuum)
- 5 = Negative gauge pressure (vacuum) advance
- Test adapter KDZV 7202 ZV-I
- Resistance of magnetic-pulse generator 520...700  $\Omega$
- Air gap min. 0.30 mm
- Addition to tolerance range  $\pm 0.5^\circ$  dist.shaft

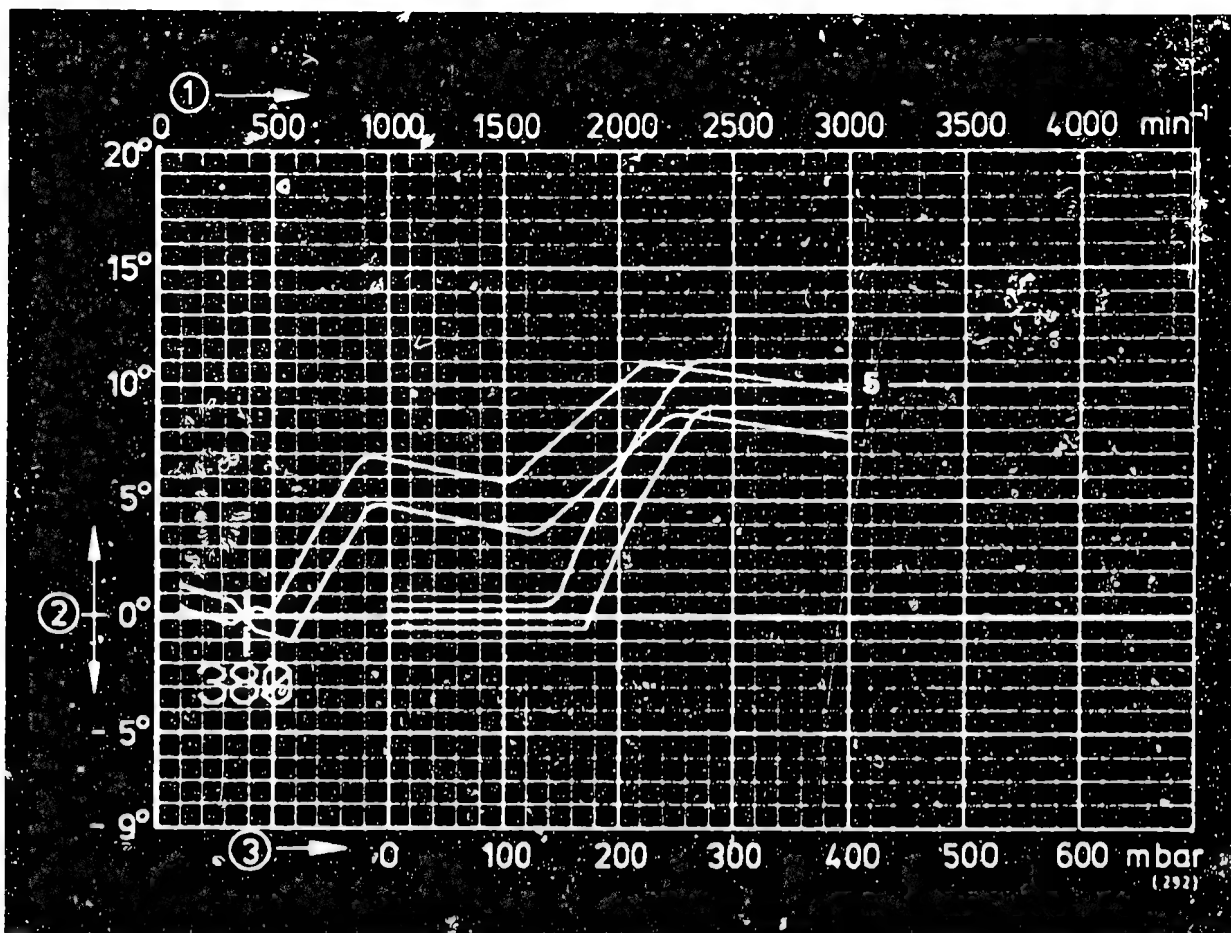
Repair and test instructions: W-237/ 503

**E1**

Test specifications

Ignition distributors 0 237..





0 237 402 017

1 = Distributor-shaft speed

2 = Distributor-shaft advance

3 = Negative gauge pressure (vacuum)

5 = Negative gauge pressure (vacuum) advance

Test adapter KDZV 7202

ZV-I

Resistance of magnetic-pulse generator 520...700  $\Omega$

Air gap min.

0.25 mm

Addition to tolerance range

$\pm 0.5^\circ$  dist.shaft

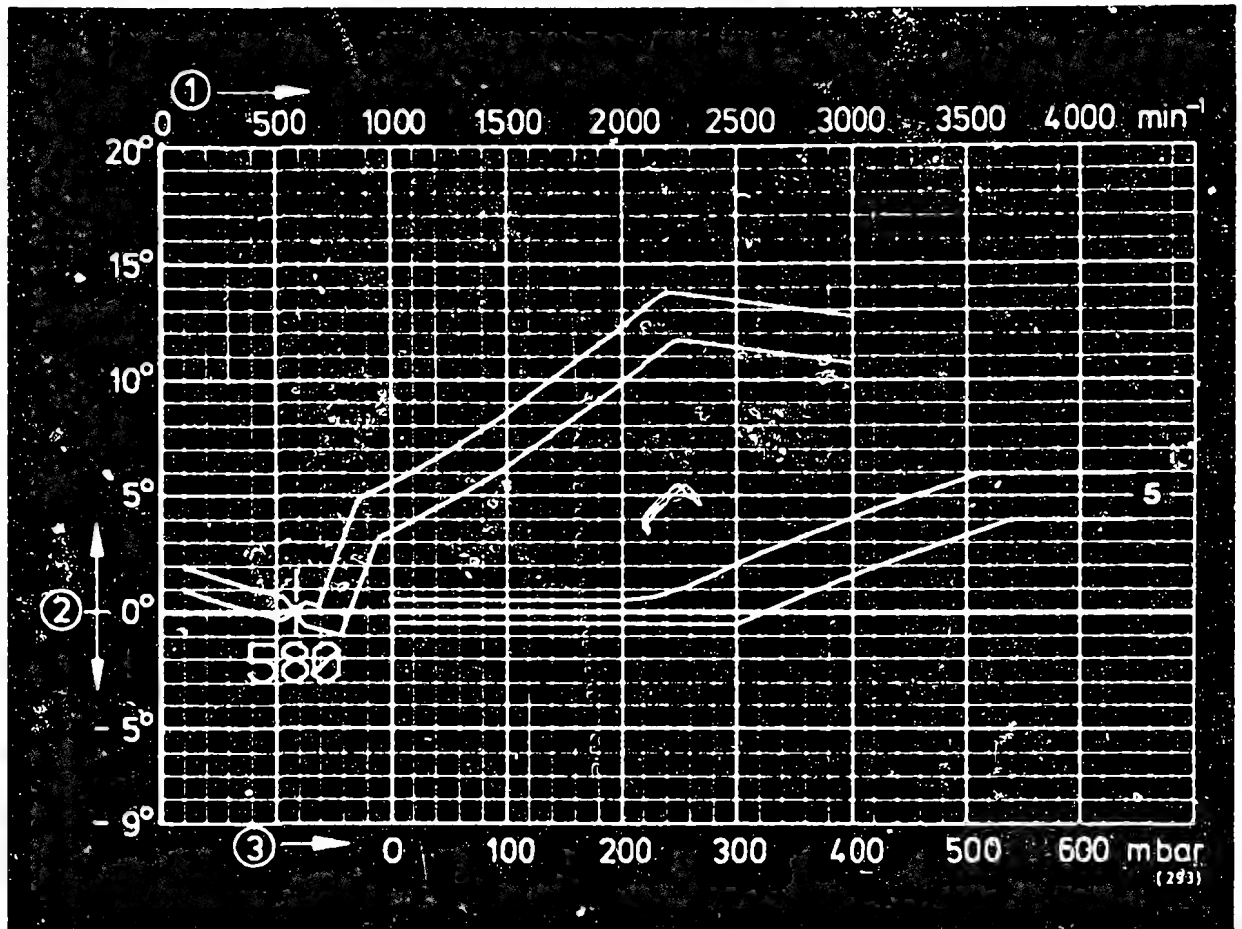
Repair and test instructions: W-237/503

**E2**

Test specifications

Ignition distributors 0 237..





0 237 402 019

1 = Distributor-shaft speed

2 = Distributor-shaft advance

3 = Negative gauge pressure (vacuum)

5 = Negative gauge pressure (vacuum) advance

Test adapter KDZV 7202

ZV-I

Resistance of magnetic-pulse generator

520...700  $\Omega$

Air gap min.

0.30 mm

Addition to tolerance range

$\pm 0.5^\circ$  dist.shaft

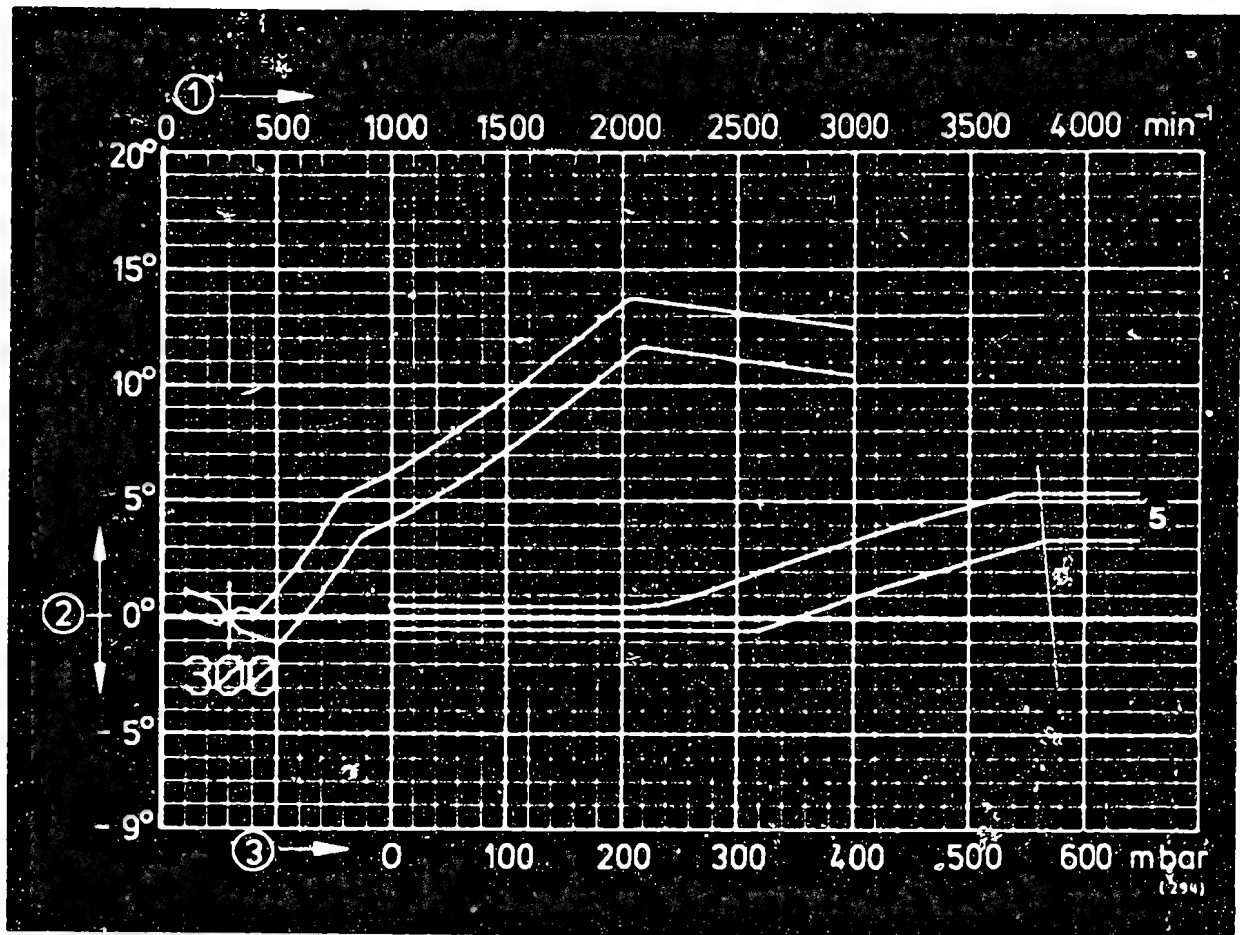
Repair and test instructions: W-237/503

**E3**

Test specifications

Ignition distributors 0 237..





0 237 402 020

- 1 = Distributor-shaft speed
- 2 = Distributor-shaft advance
- 3 = Negative gauge pressure (vacuum)
- 5 = Negative gauge pressure (vacuum) advance
- Test adapter KDZV 7202 ZV-I
- Resistance of magnetic-pulse generator 520...700  $\Omega$
- Air gap min. 0.30 mm
- Addition to tolerance range  $\pm 0.5^\circ$  dist.shaft

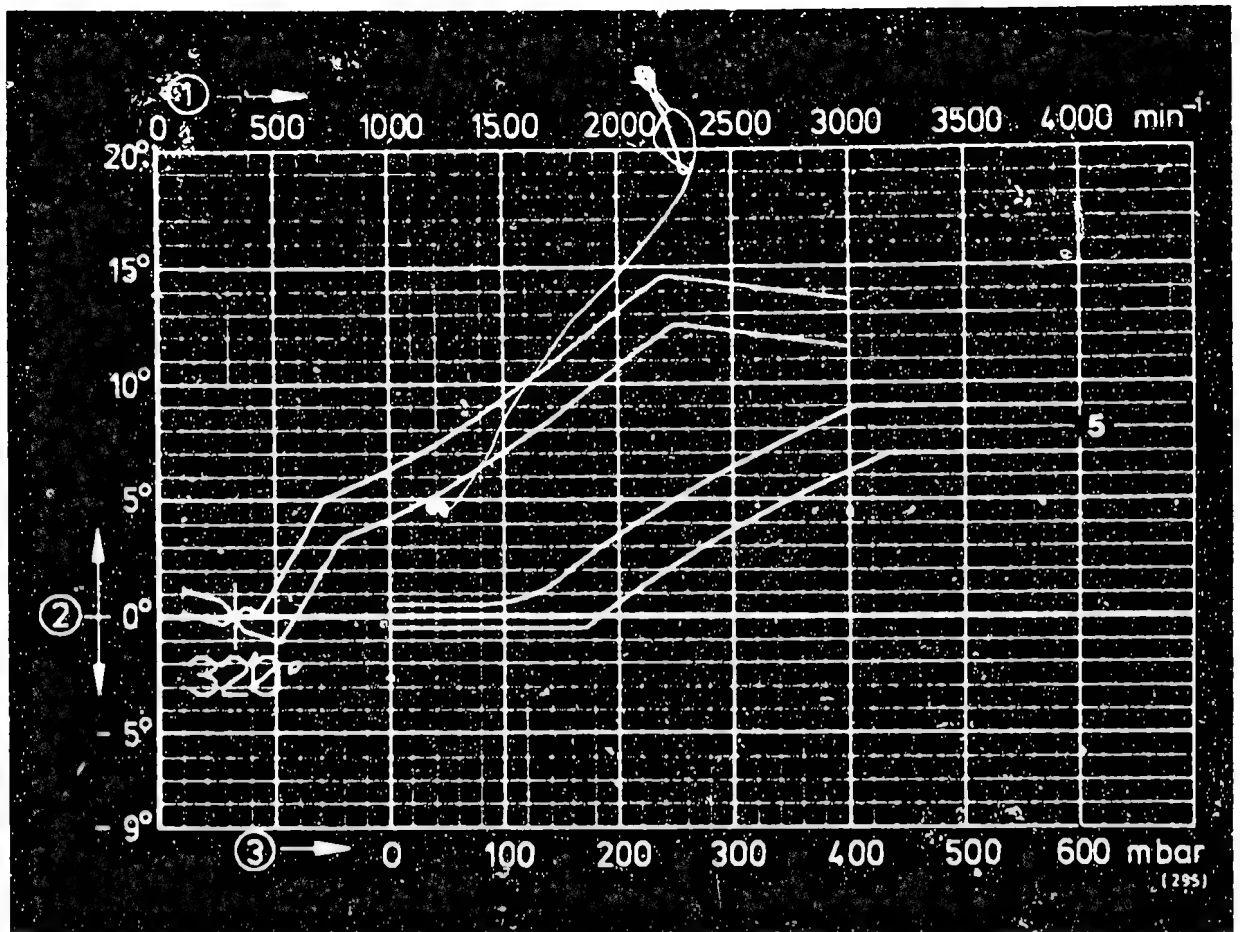
Repair and test instructions: W-237/503

**E4**

Test specifications

Ignition distributors 0 237..





0 237 402 021

- 1 = Distributor-shaft speed
- 2 = Distributor-shaft advance
- 3 = Negative gauge pressure (vacuum)
- 5 = Negative gauge pressure (vacuum) advance
- Test adapter KDZV 7202
- ZV-I
- Resistance of magnetic-pulse generator 520...700  $\Omega$
- Air gap min. 0.30 mm
- Addition to tolerance range  $\pm 0.5^\circ$  dist.shaft

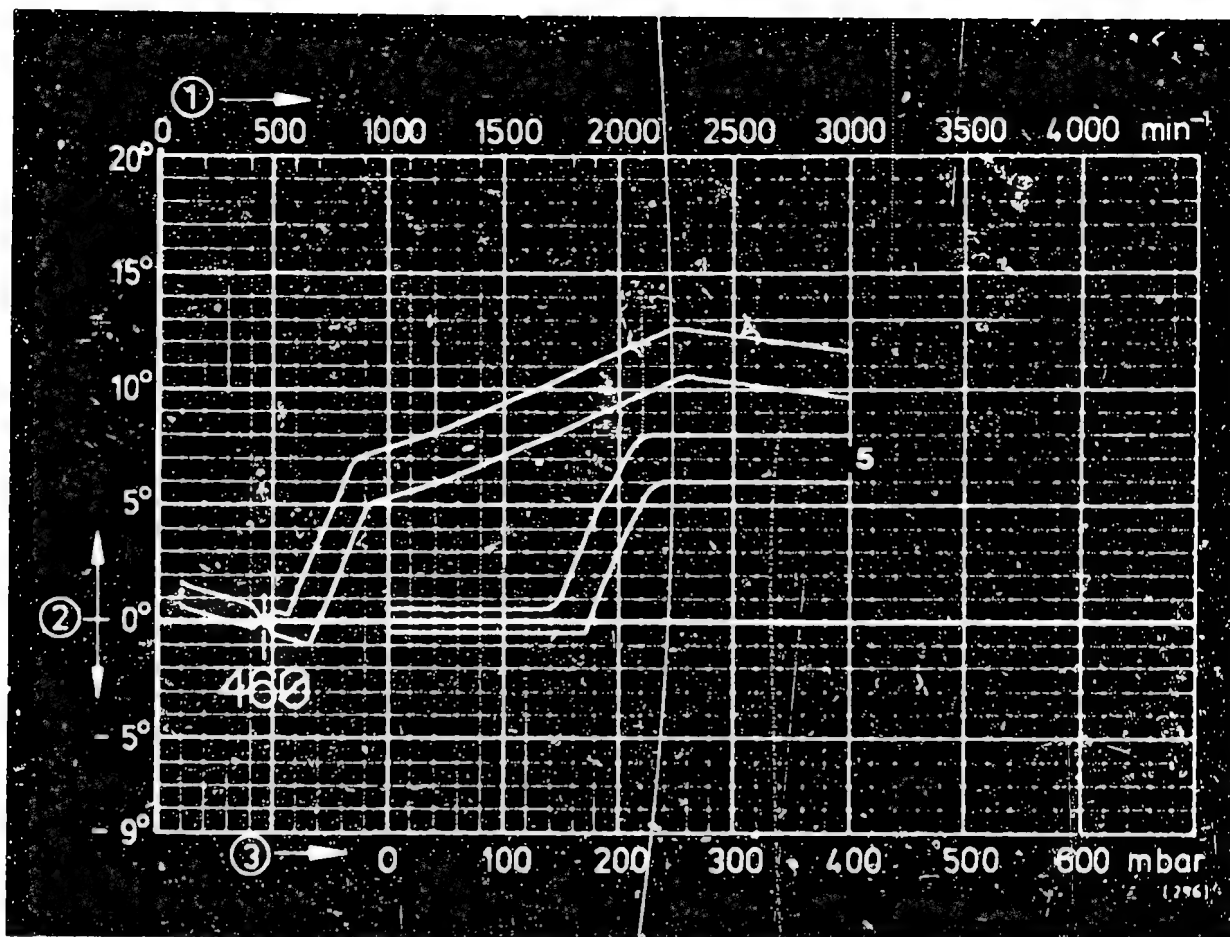
Repair and test instructions: W-237/503

**E5**

Test specifications

Ignition distributors 0 237..





0 237 402 022

- 1 = Distributor-shaft speed
- 2 = Distributor-shaft advance
- 3 = Negative gauge pressure (vacuum)
- 5 = Negative gauge pressure (vacuum) advance
- Test adapter KDZV 7202 ZV-I
- Resistance of magnetic-pulse generator 520...700  $\Omega$
- Air gap min. 0.30 mm
- Addition to tolerance range  $\pm 0.5^\circ$  dist.shaft

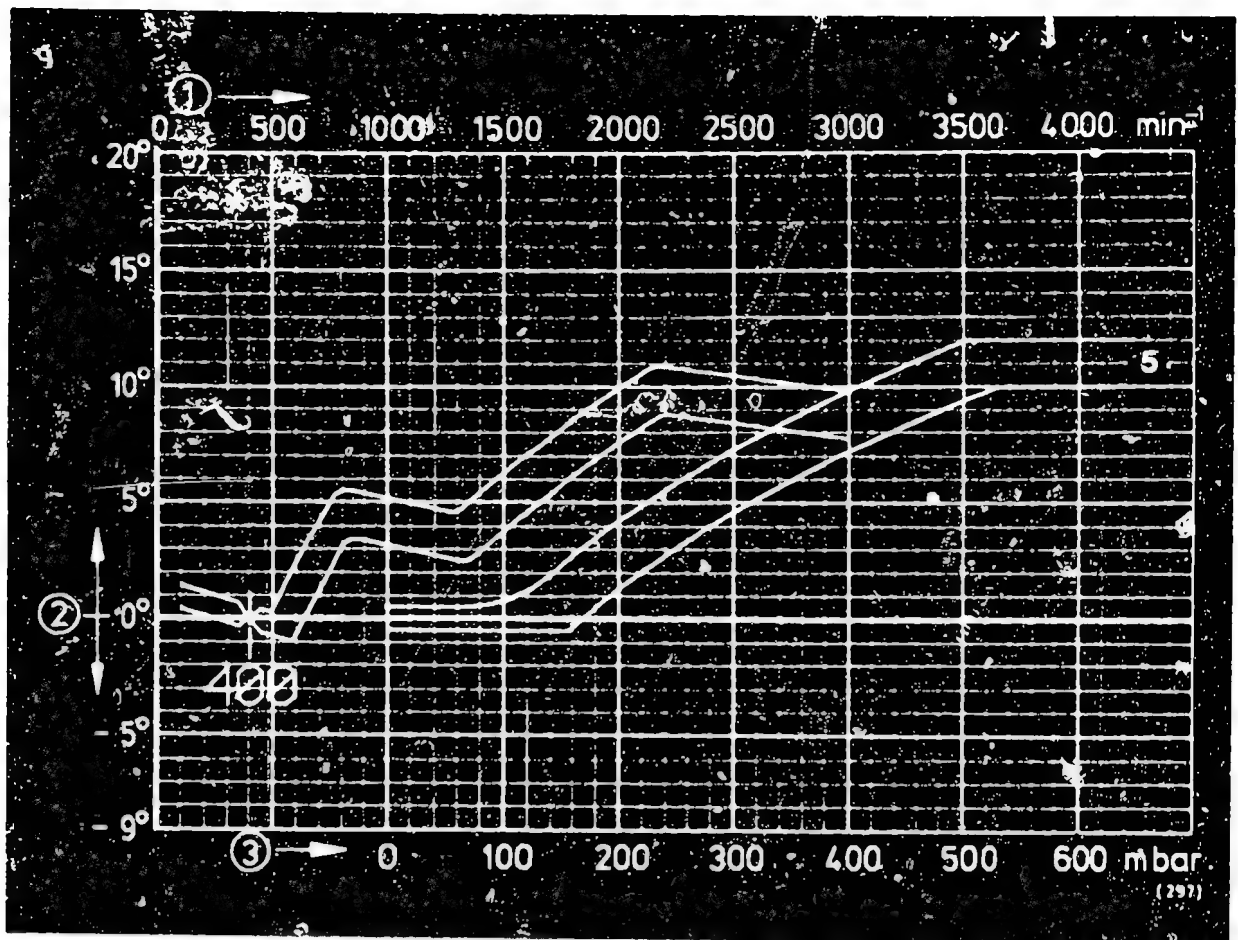
Repair and test instructions: W-237/503

**E6**

Test specifications

Ignition distributors 0 237..





0.237 402 023

1 = Distributor-shaft speed

2 = Distributor-shaft advance

3 = Negative gauge pressure (vacuum)

5 = Negative gauge pressure (vacuum) advance

Test adapter KDZV 7202

ZV-I

Resistance of magnetic-pulse generator 520...700  $\Omega$

Air gap min.

0.30 mm

Addition to tolerance range

$\pm 0.5^\circ$  dist.shaft

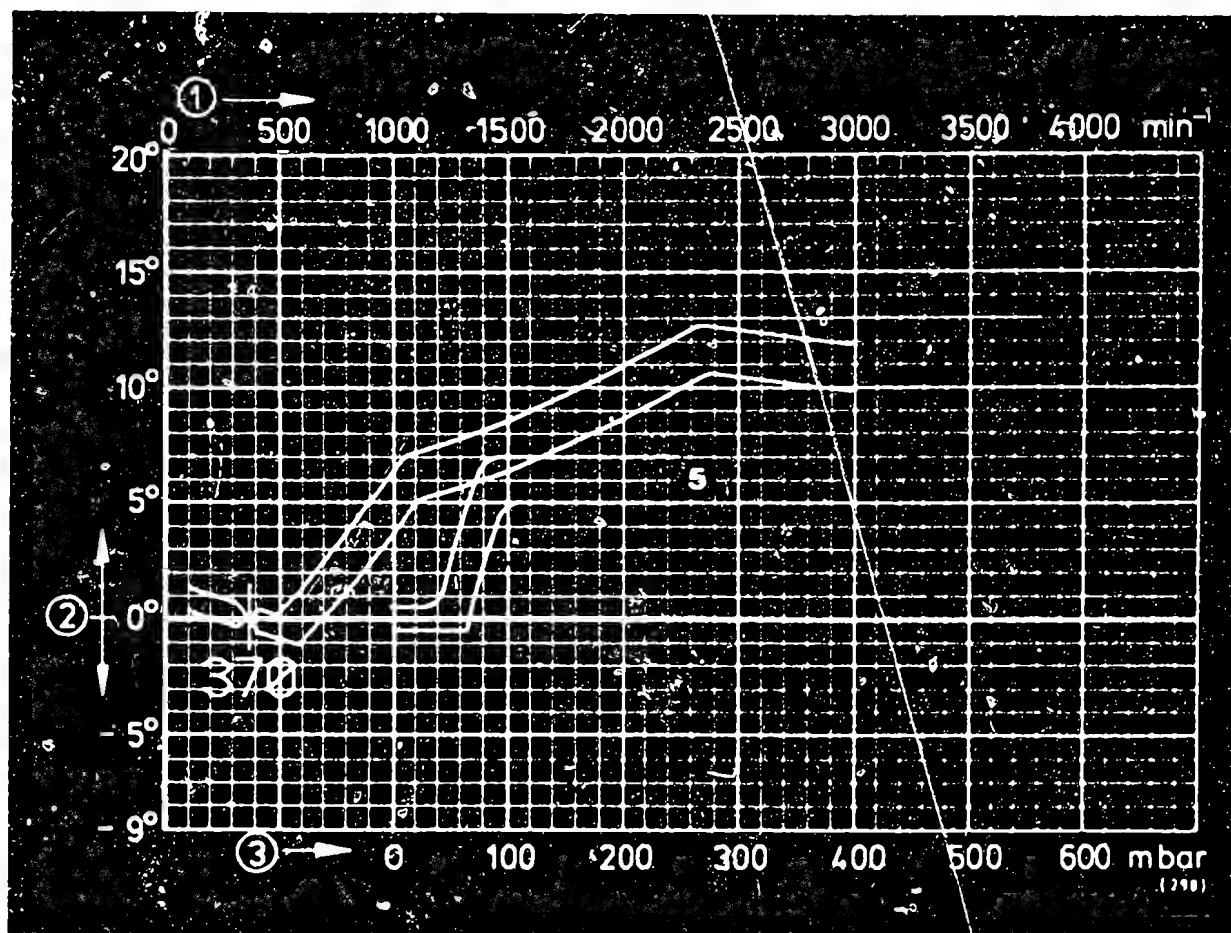
Repair and test instructions: W-237/503

**E7**

Test specifications

Ignition distributors 0 237..





0 237 402 024

1 = Distributor-shaft speed

2 = Distributor-shaft advance

3 = Negative gauge pressure (vacuum)

5 = Negative gauge pressure (vacuum) advance

Test adapter KDZV 7202

ZV-I

Resistance of magnetic-pulse generator 520...700  $\Omega$

Air gap min.

0.30 mm

Addition to tolerance range

$\pm 0.5^{\circ}$  dist.shaft

Repair and test instructions: W-237/503

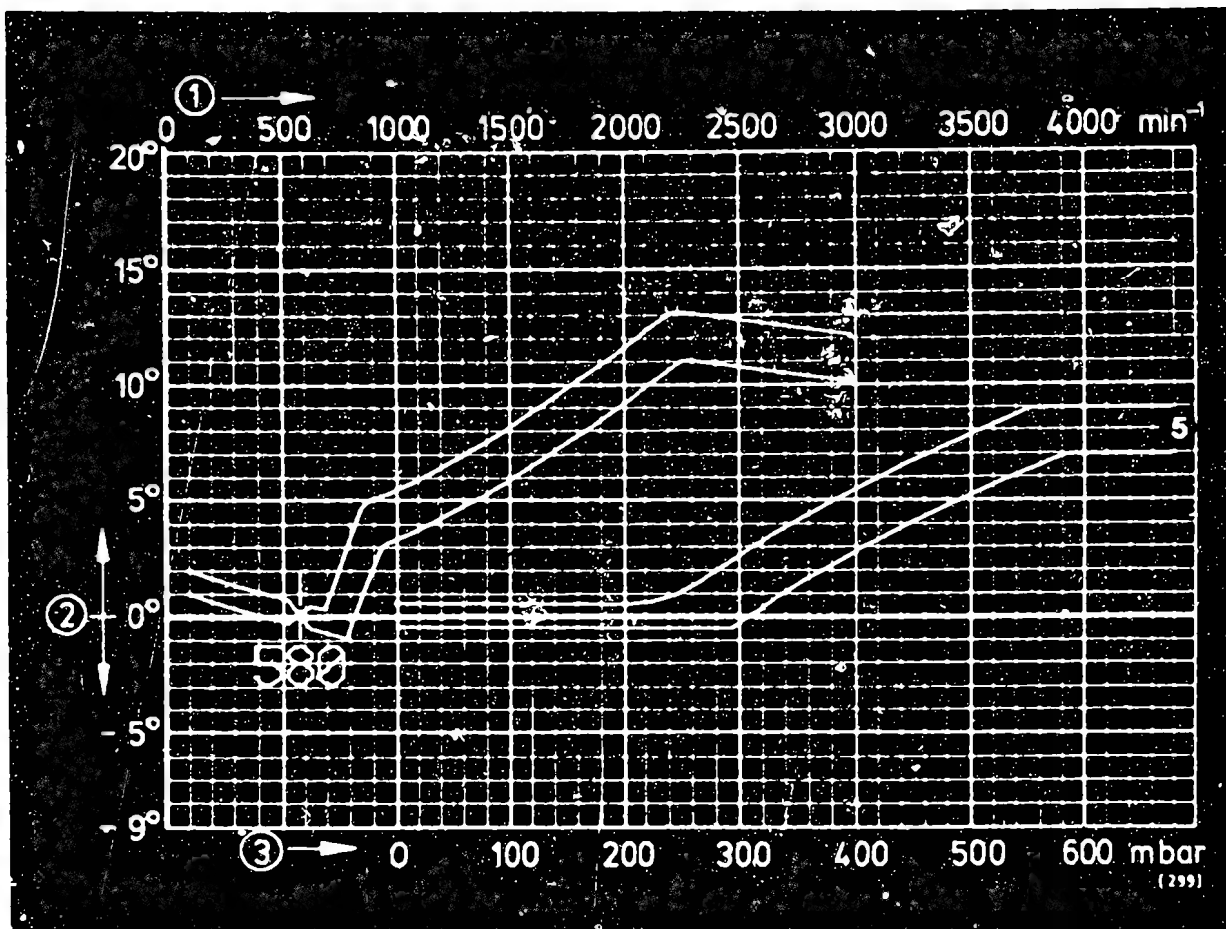
**E8**

Test specifications

Ignition distributors 0 237..







0 237 402 025

- 1 = Distributor-shaft speed
- 2 = Distributor-shaft advance
- 3 = Negative gauge pressure (vacuum)
- 5 = Negative gauge pressure (vacuum) advance
- Test adapter KDZV 7202 ZV-I
- Resistance of magnetic-pulse generator 520...700  $\Omega$
- Air gap min. 0.30 mm
- Addition to tolerance range  $\pm 0.5^\circ$  dist.shaft

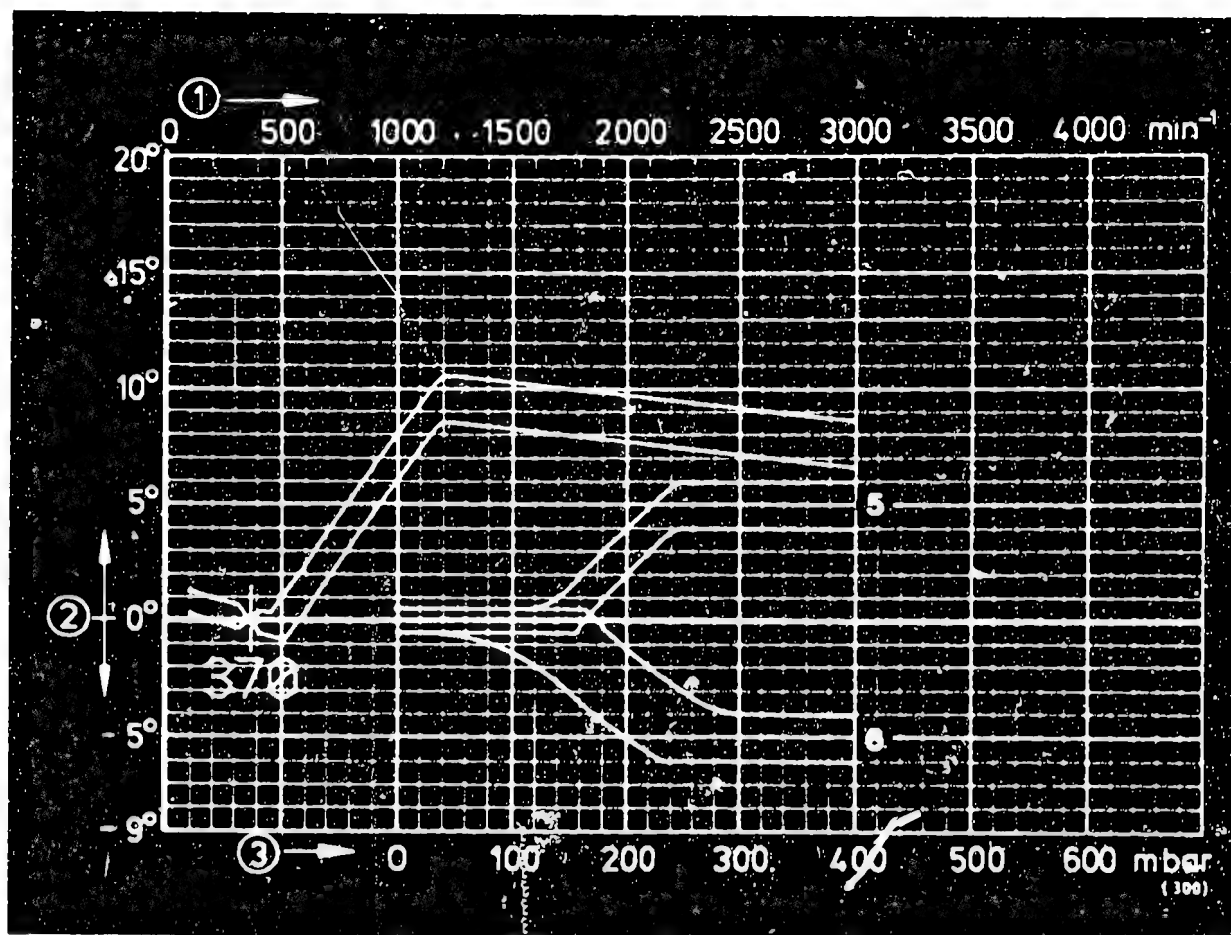
Repair and test instructions: W-237/ 503

**E9**

Test specifications

Ignition distributors 0 237..





0 237 404 002

1 = Distributor-shaft speed

2 = Distributor-shaft advance

3 = Negative gauge pressure (vacuum)

5 = Negative gauge pressure (vacuum) advance

6 = Negative gauge pressure (vacuum) retard

Test adapter KDZV 7202

ZV-I

Resistance of magnetic-pulse generator 520...700  $\Omega$

Air gap min.

0.40 mm

Addition to tolerance range

$\pm 0.5^{\circ}$  dist.shaft

Cut-out speed of limiter

2870 to 3050  $\text{min}^{-1}$

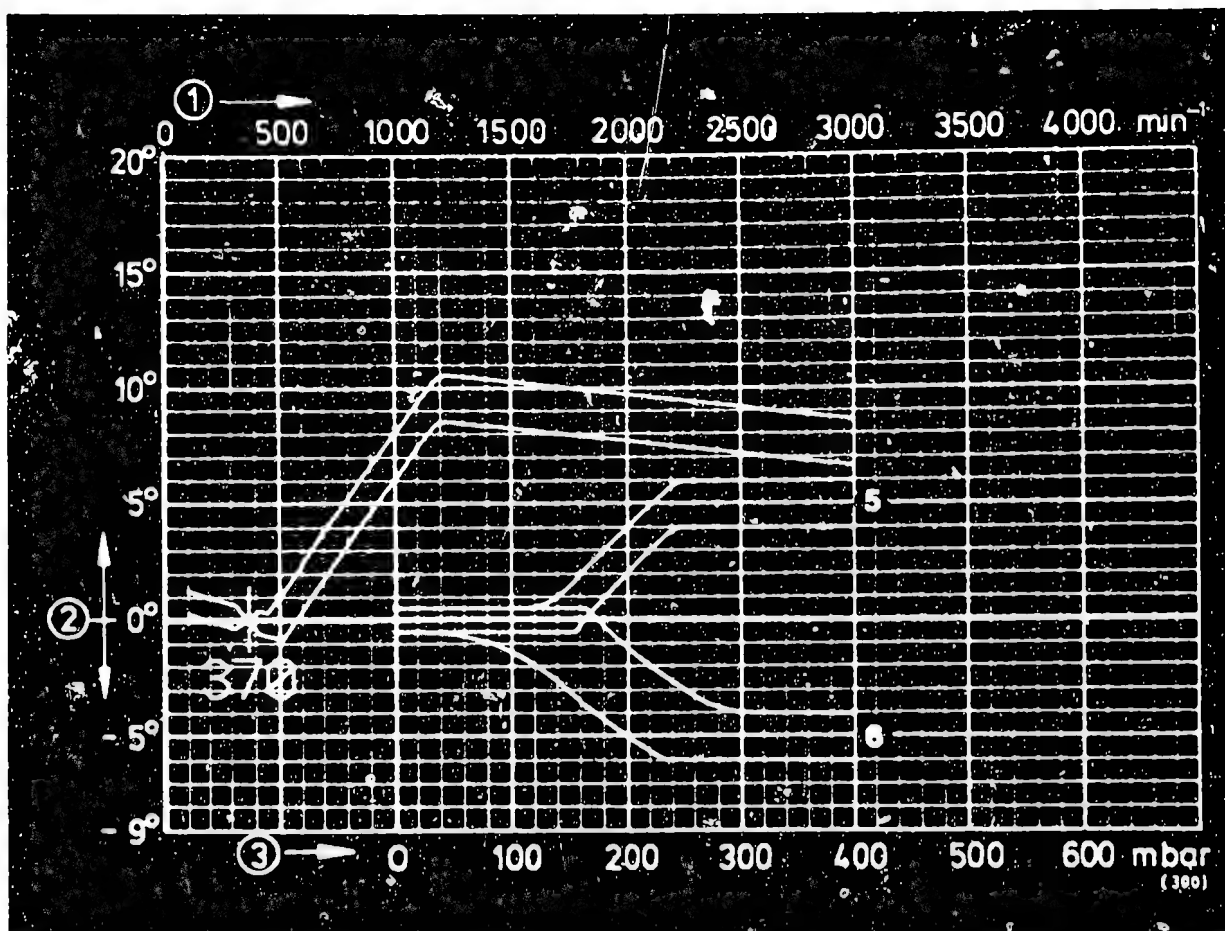
Repair and test instructions: W-237/503

**E10**

Test specifications

Ignition distributors 0 237..





0 237 404 003

1 = Distributor-shaft speed

2 = Distributor-shaft advance

3 = Negative gauge pressure (vacuum)

5 = Negative gauge pressure (vacuum) advance

6 = Negative gauge pressure (vacuum) retard

Test adapter KDZV 7202

ZV-I

Resistance of magnetic-pulse generator 520...700  $\Omega$

Air gap min.

0.40 mm

Addition to tolerance range

$\pm 0.5^\circ$  dist.shaft

Cut-out speed of limiter

3190 to 3380  $\text{min}^{-1}$

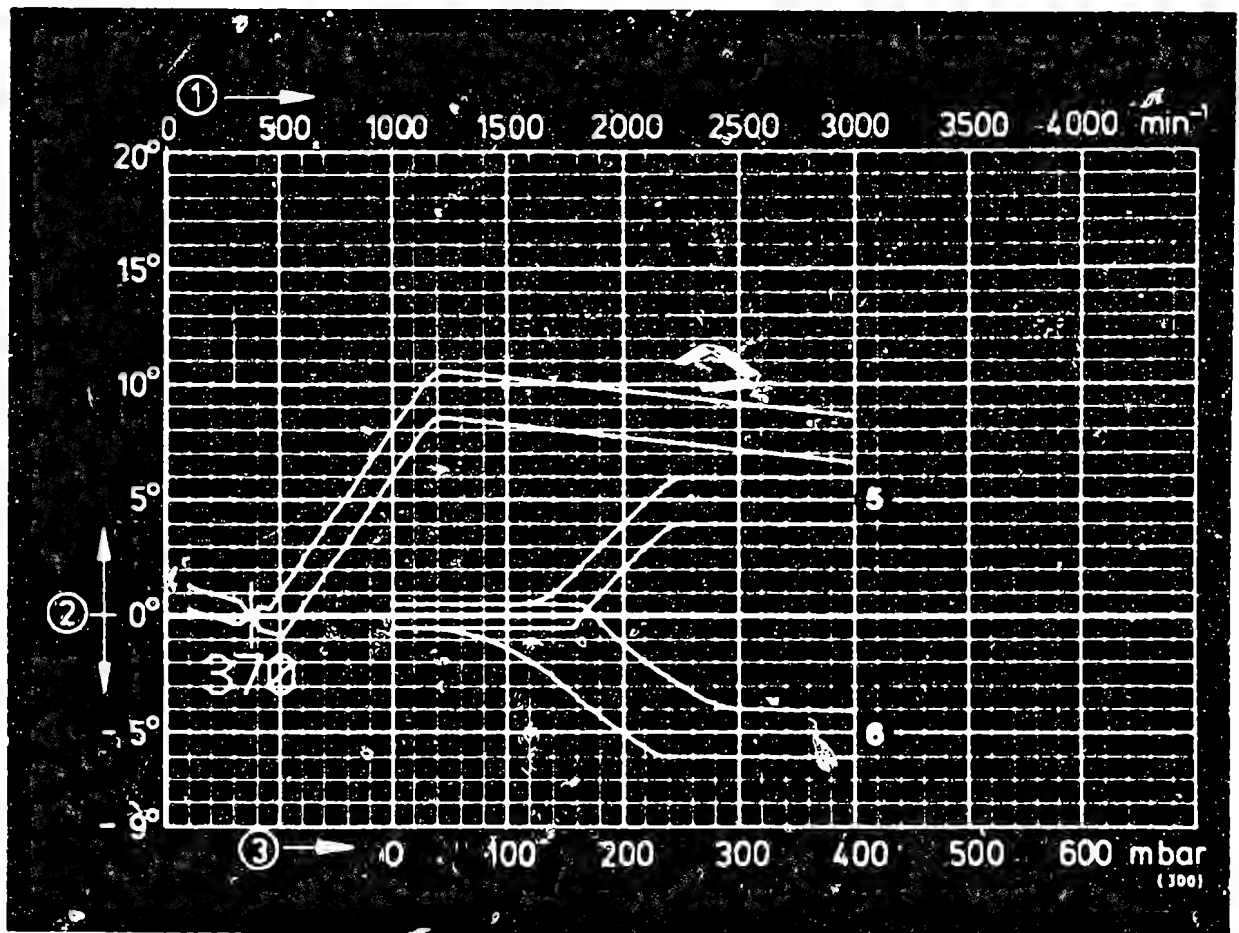
Repair and test instructions: W-237/503

**E11**

Test specifications

Ignition distributors 0 237..





0 237 404 004

- 1 = Distributor-shaft speed
- 2 = Distributor-shaft advance
- 3 = Negative gauge pressure (vacuum)
- 5 = Negative gauge pressure (vacuum) advance
- 6 = Negative gauge pressure (vacuum) retard
- Test adapter KDZV 7202 ZV-I
- Resistance of magnetic-pulse generator 520...700  $\Omega$
- Air gap min. 0.40 mm
- Addition to tolerance range  $\pm 0.5^\circ$  dist.shaft
- Cut-out speed of limiter 2590 to 2760  $\text{min}^{-1}$

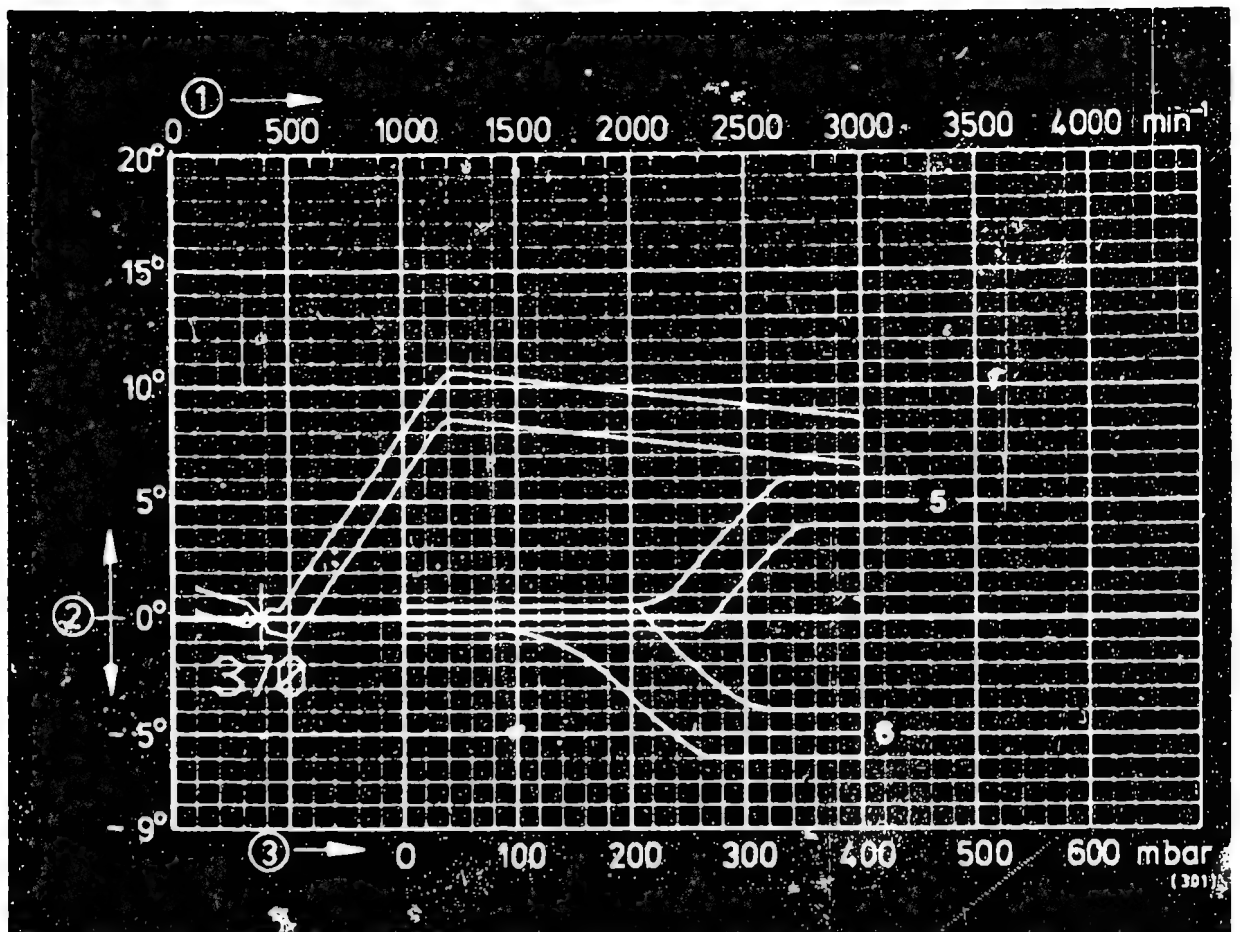
Repair and test instructions: W-237/503

**E12**

Test specifications

Ignition distributors 0 237..





0 237 404 006

- 1 = Distributor-shaft speed
  - 2 = Distributor-shaft advance
  - 3 = Negative gauge pressure (vacuum)
  - 5 = Negative gauge pressure (vacuum) advance
  - 6 = Negative gauge pressure (vacuum) retard
- Test adapter KDZV 7202 ZV-I  
 Resistance of magnetic-pulse generator 520...700  $\Omega$   
 Air gap min. 0.40 mm  
 Addition to tolerance range  $\pm 0.5^\circ$  dist. shaft  
 Cut-out speed of limiter 2870 to 3050  $\text{min}^{-1}$

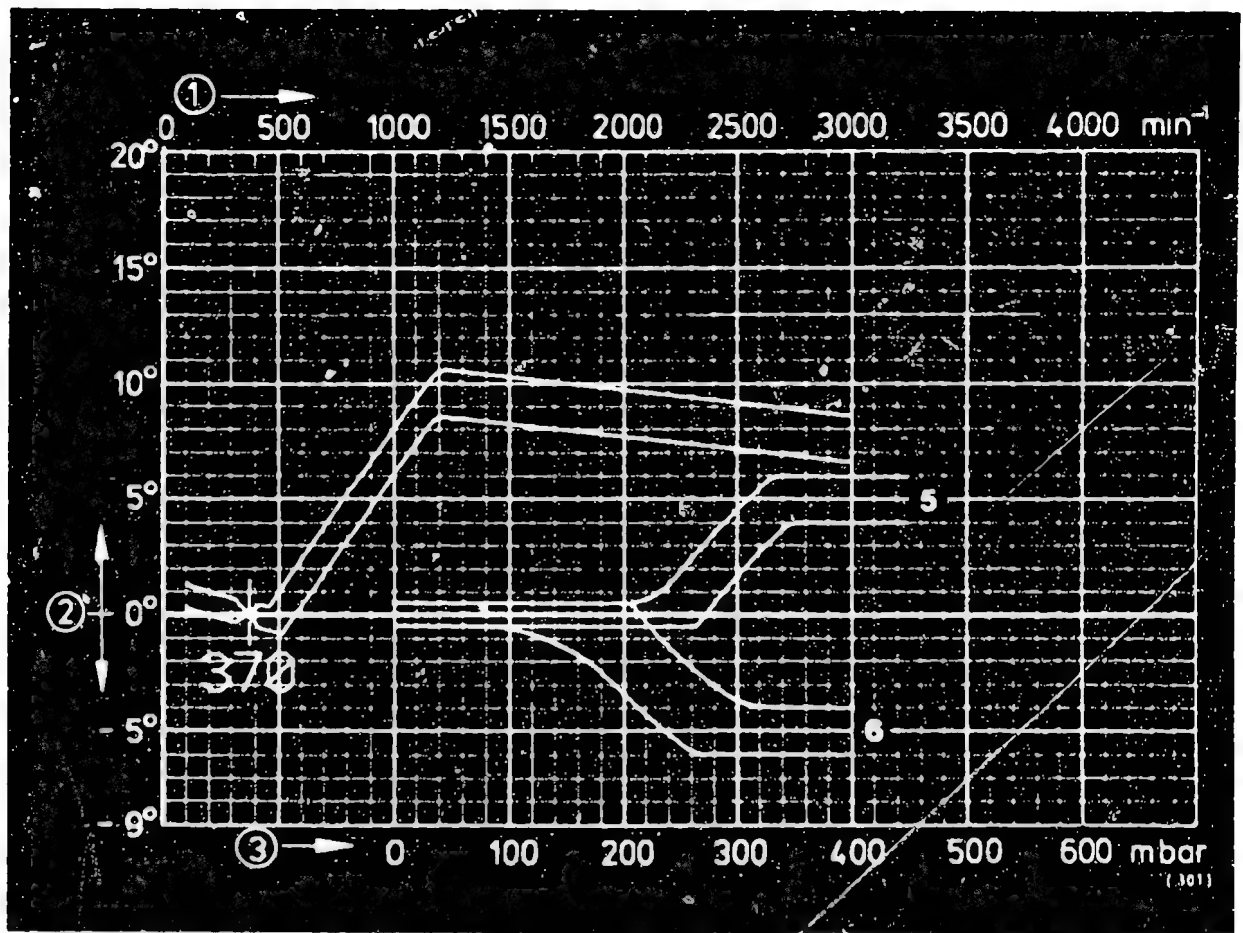
Repair and test instructions: W-237/503

**E13**

Test specifications

Ignition distributors 0 237..





0 237 404 007

- 1 = Distributor-shaft speed
- 2 = Distributor-shaft advance
- 3 = Negative gauge pressure (vacuum)
- 5 = Negative gauge pressure (vacuum) advance
- 6 = Negative gauge pressure (vacuum) retard
- Test adapter KDZV 7202 ZV-I
- Resistance of magnetic-pulse generator  $520 \dots 700 \Omega$
- Air gap min.  $0.40 \text{ mm}$
- Addition to tolerance range  $\pm 0.5^{\circ} \text{ dist. shaft}$
- Cut-out speed of limiter  $2870 \text{ to } 3050 \text{ min}^{-1}$

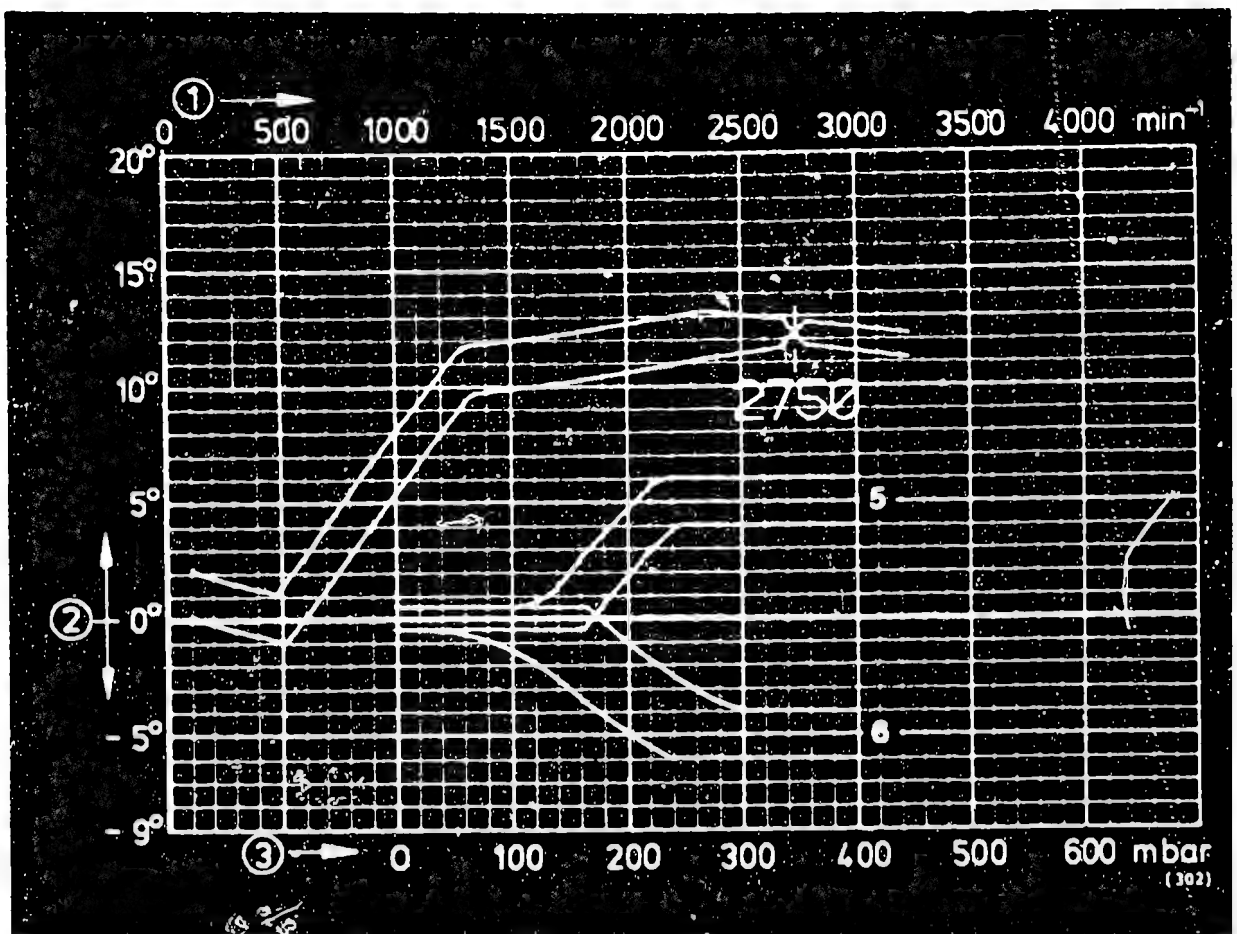
Repair and test instructions: W-237/503

**E14**

Test specifications

Ignition distributors 0 237..





0 237 404 008

1 = Distributor-shaft speed

2 = Distributor-shaft advance

3 = Negative gauge pressure (vacuum)

5 = Negative gauge pressure (vacuum) advance

6 = Negative gauge pressure (vacuum) retard

Test adapter KDZV 7202

ZV-I

Resistance of magnetic-pulse generator 520...700  $\Omega$

Air gap min.

0.40 mm

Addition to tolerance range

$\pm 0.5^\circ$  dist.shaft

Cut-out speed of limiter

3090 to 3280  $\text{min}^{-1}$

Repair and test instructions: W-237/503

**E15**

Test specifications

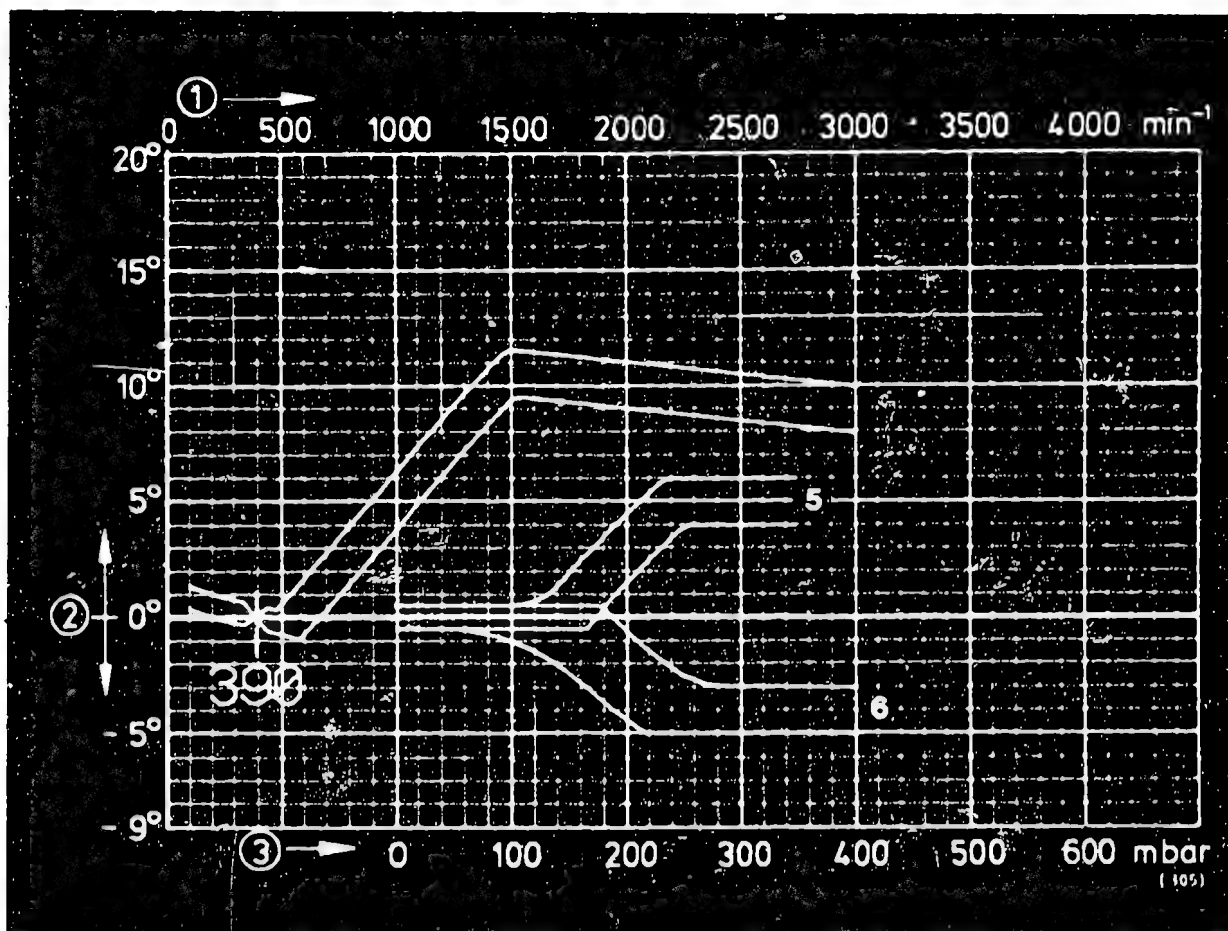
Ignition distributors 0 237..











0 237 405 002

- 1 = Distributor-shaft speed
  - 2 = Distributor-shaft advance
  - 3 = Negative gauge pressure (vacuum)
  - 5 = Negative gauge pressure (vacuum) advance
  - 6 = Negative gauge pressure (vacuum) retard
- Test adapter KDZV 7202 ZV-I  
 Resistance of magnetic-pulse generator 520...700  $\Omega$   
 Air gap min. 0.40 mm  
 Addition to tolerance range  $\pm 0.5^{\circ}$  dist.shaft

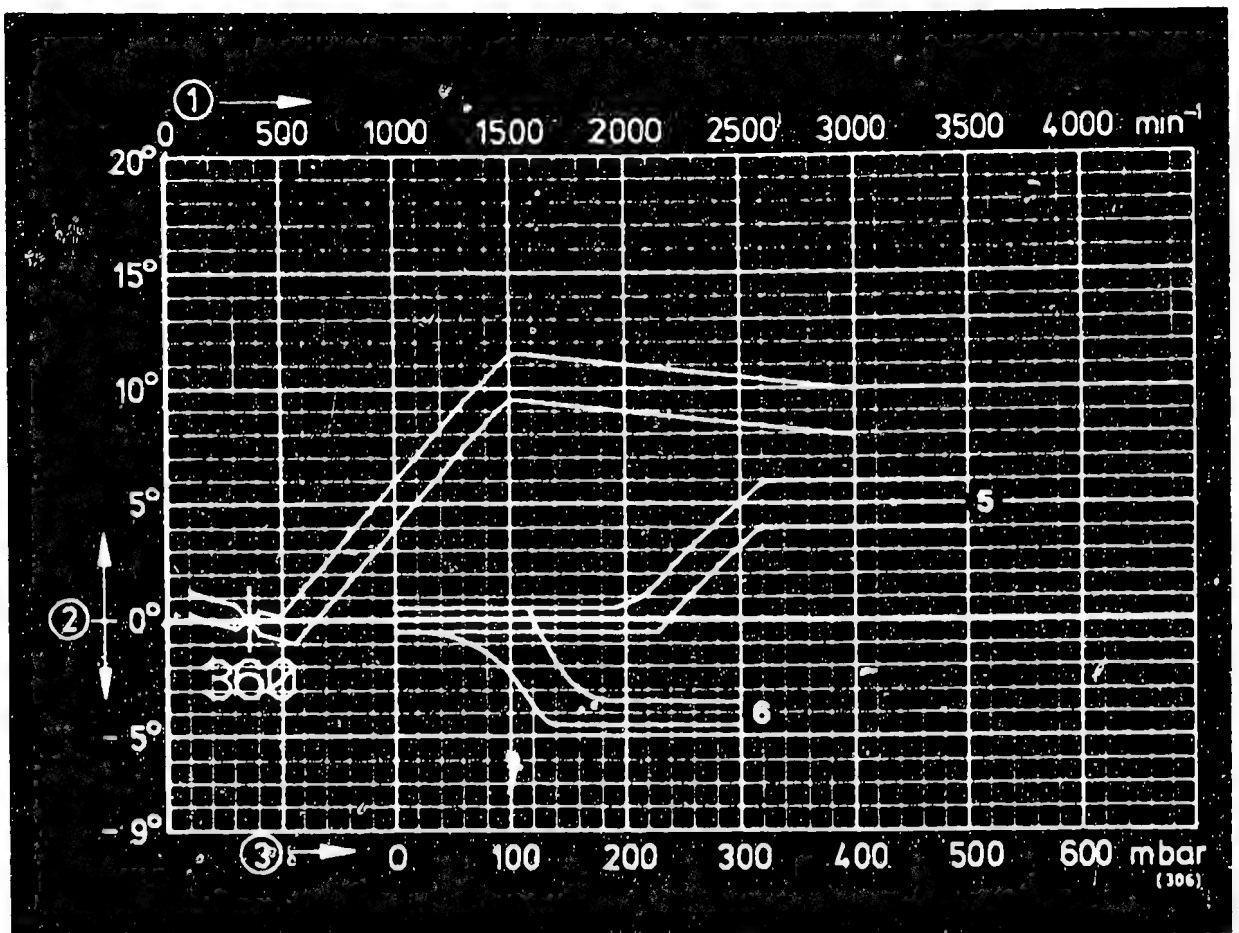
Repair and test instructions: W-237/503

**E18**

Test specifications

Ignition distributors 0 237..





0 237 405 006

- 1 = Distributor-shaft speed
  - 2 = Distributor-shaft advance
  - 3 = Negative gauge pressure (vacuum)
  - 5 = Negative gauge pressure (vacuum) advance
  - 6 = Negative gauge pressure (vacuum) retard
- Test adapter KDZV 7202 ZV-I  
 Resistance of magnetic-pulse generator 520...700 Ω  
 Air gap min. 0.40 mm  
 Addition to tolerance range ± 0.5° dist.shaft

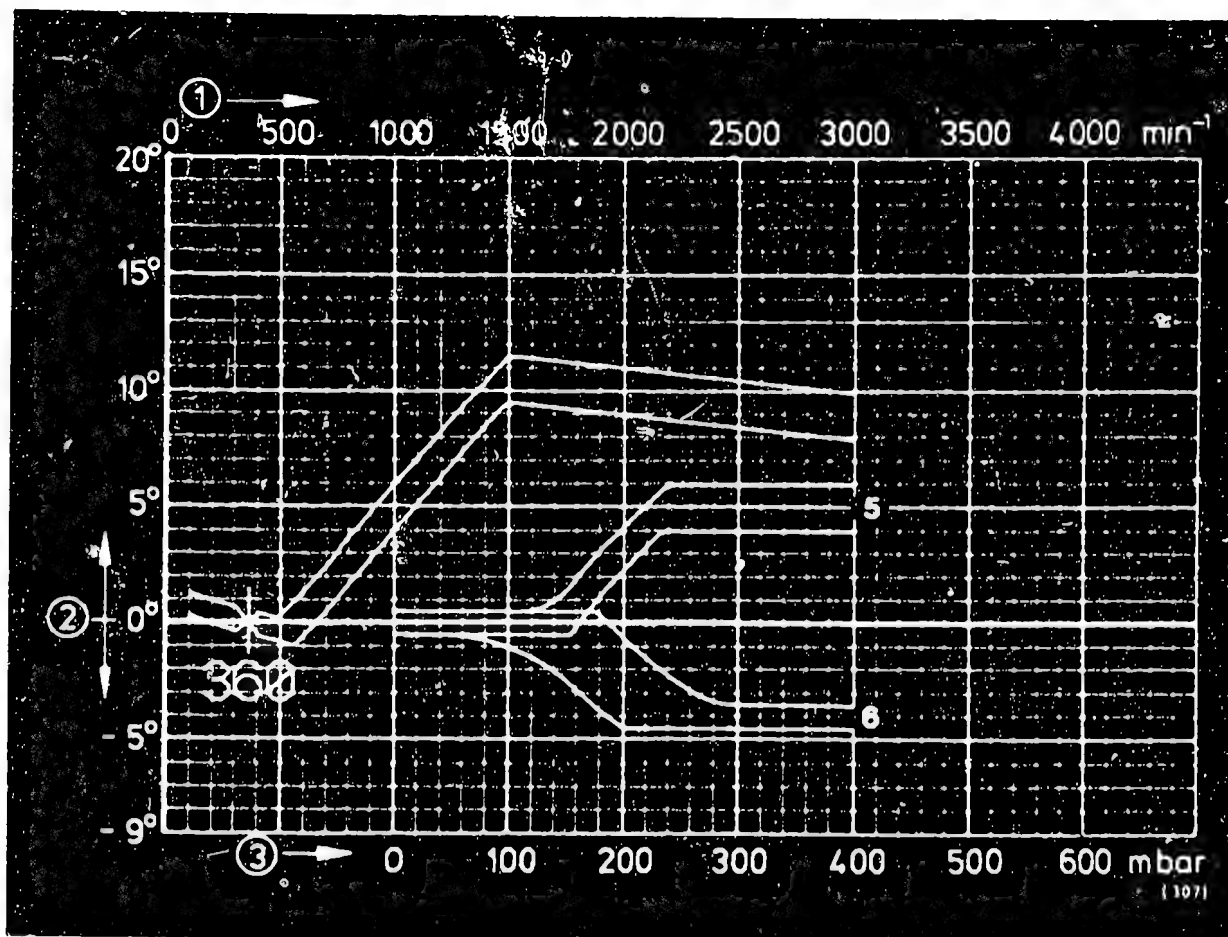
Repair and test instructions: W-237/503

**E19**

Test specifications

Ignition distributors 0 237..





0 237 405 008

- 1 = Distributor-shaft speed
  - 2 = Distributor-shaft advance
  - 3 = Negative gauge pressure (vacuum)
  - 5 = Negative gauge pressure (vacuum) advance
  - 6 = Negative gauge pressure (vacuum) retard
- Test adapter KDZV 7202 ZV-I  
 Resistance of magnetic-pulse generator 520...700  $\Omega$   
 Air gap min. 0.40 mm  
 Addition to tolerance range  $\pm 0.5^\circ$  dist.shaft

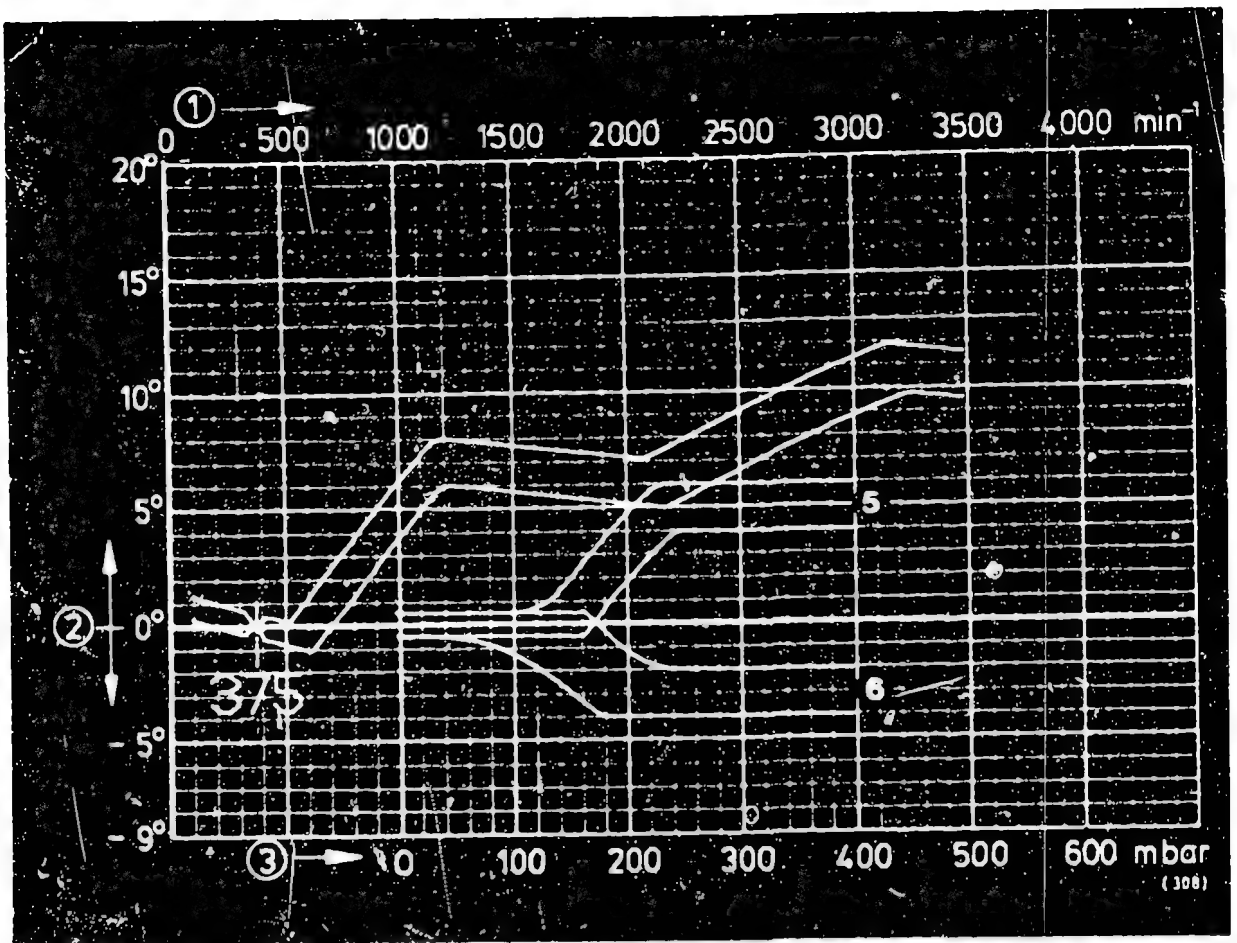
Repair and test instructions: W-237/503

**E20**

Test specifications

Ignition distributors 0 237..





0 237 405 010

- 1 = Distributor-shaft speed
- 2 = Distributor-shaft advance
- 3 = Negative gauge pressure (vacuum)
- 5 = Negative gauge pressure (vacuum) advance
- 6 = Negative gauge pressure (vacuum) retard
- Test adapter KDZV 7202 ZV-I
- Resistance of magnetic-pulse generator 520...700  $\Omega$
- Air gap min. 0.40 mm
- Addition to tolerance range  $\pm 0.5^\circ$  dist.shaft

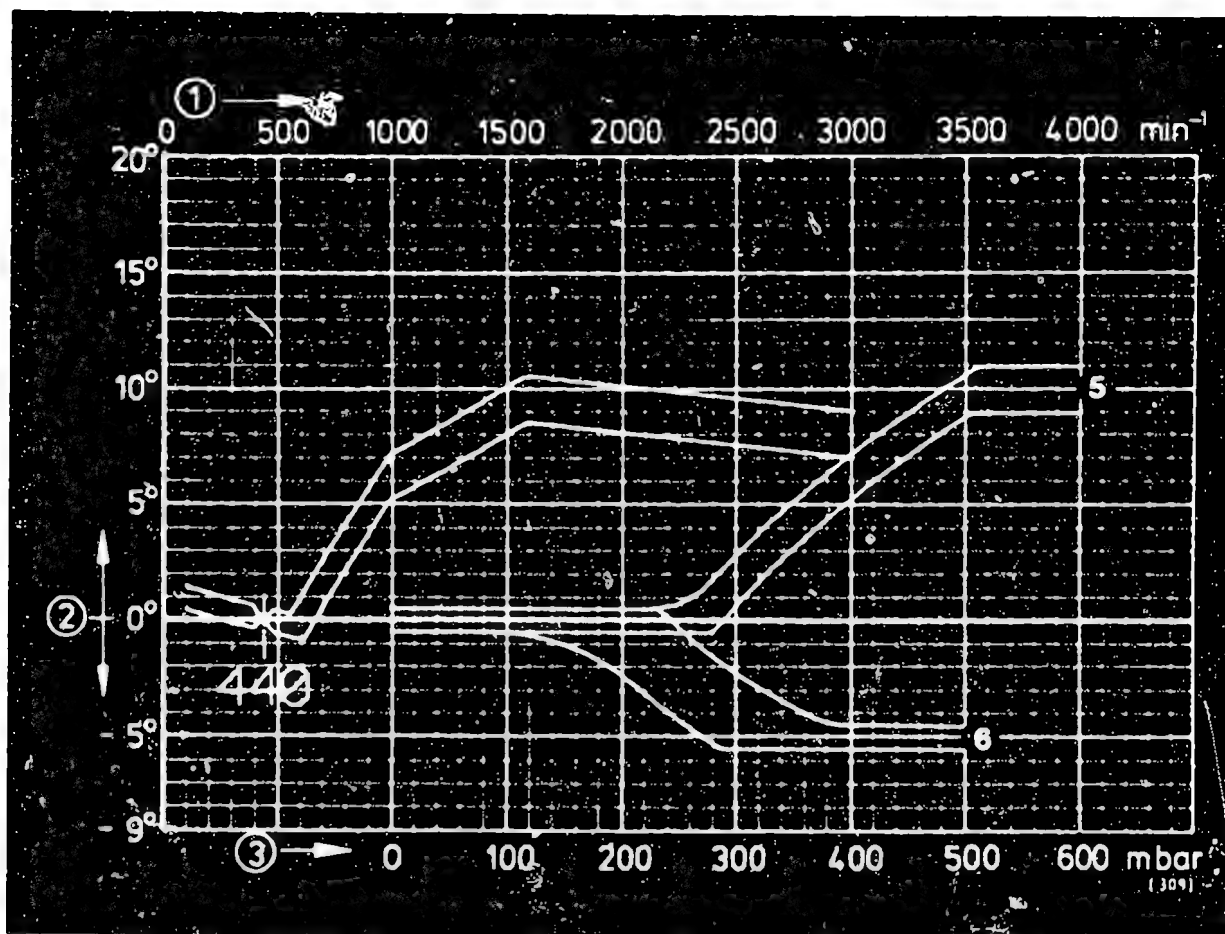
Repair and test instructions: W-237/503

**E21**

Test specifications

Ignition distributors 0 237..





0 237 405 011

- 1 = Distributor-shaft speed
- 2 = Distributor-shaft advance
- 3 = Negative gauge pressure (vacuum)
- 5 = Negative gauge pressure (vacuum) advance
- 6 = Negative gauge pressure (vacuum) retard
- Test adapter KDZV 7202 ZV-I
- Resistance of magnetic-pulse generator 520...700  $\Omega$
- Air gap min. 0.40 mm
- Addition to tolerance range  $\pm 0.5^\circ$  dist. shaft

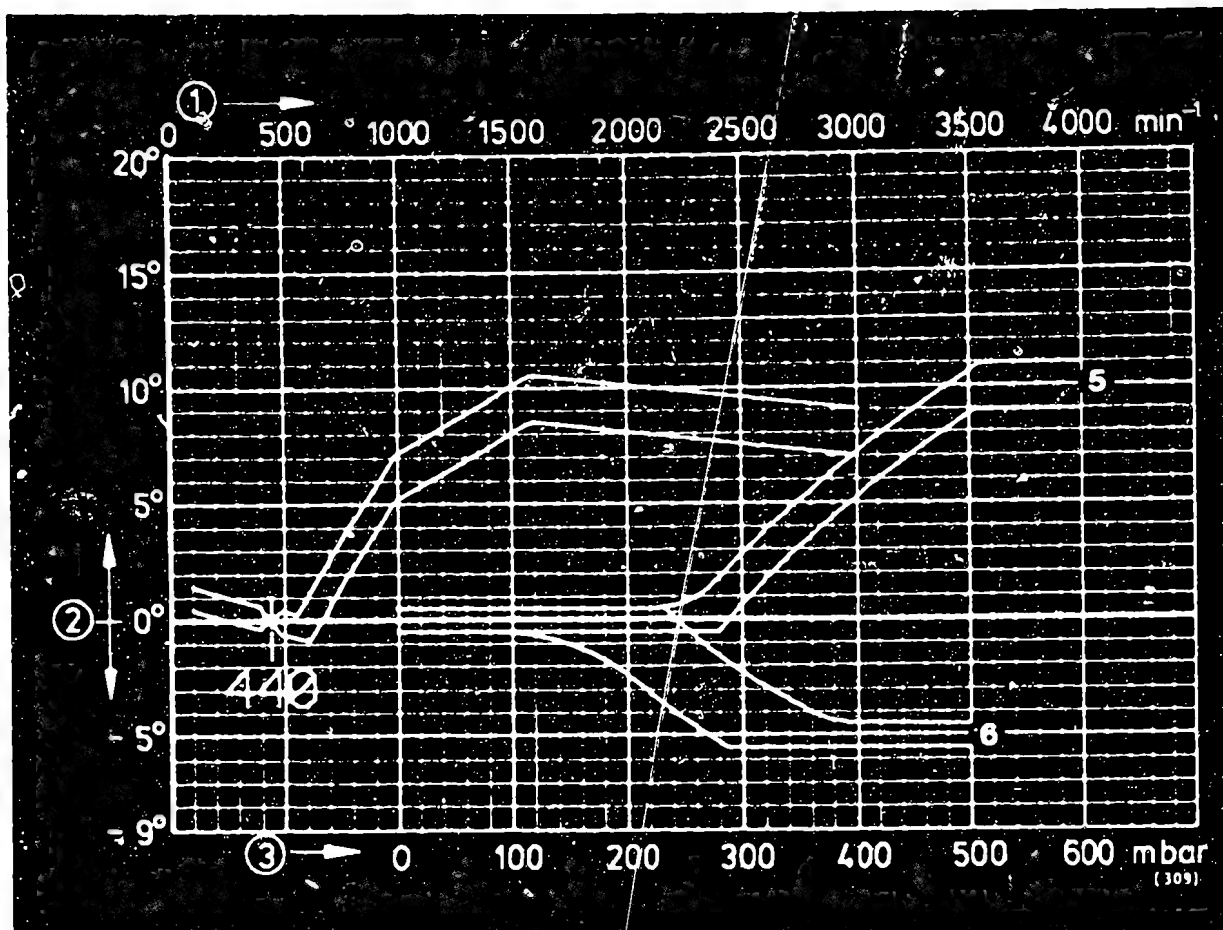
Repair and test instructions: W-237/503

**E22**

Test specifications

Ignition distributors 0 237..





0 237 405 012/013

- 1 = Distributor-shaft speed
  - 2 = Distributor-shaft advance
  - 3 = Negative gauge pressure (vacuum)
  - 5 = Negative gauge pressure (vacuum) advance
  - 6 = Negative gauge pressure (vacuum) retard
- Test adapter KDZV 7202 ZV-I  
 Resistance of magnetic-pulse generator 520...700 Ω  
 Air gap min. 0.40 mm  
 Addition to tolerance range ± 0.5° dist.shaft

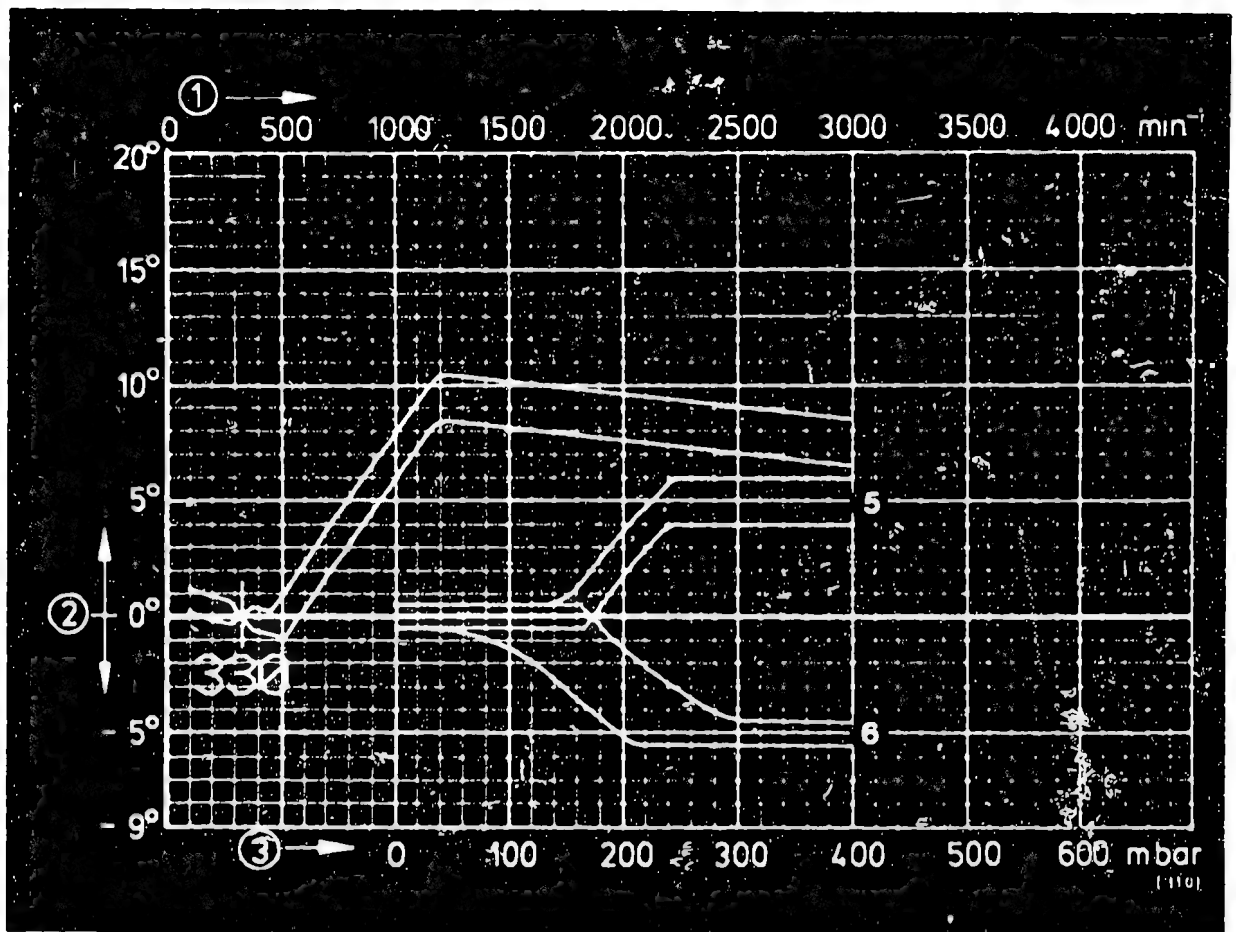
Repair and test instructions:W-237/503

**E23**

Test specifications

Ignition distributors 0 237..





0 237 405 014/015

- 1 = Distributor-shaft speed
  - 2 = Distributor-shaft advance
  - 3 = Negative gauge pressure (vacuum)
  - 5 = Negative gauge pressure (vacuum) advance
  - 6 = Negative gauge pressure (vacuum) retard
- Test adapter KDZV 7202 ZV-I  
 Resistance of magnetic-pulse generator 520...700  $\Omega$   
 Air gap min. 0.40 mm  
 Addition to tolerance range  $\pm 0.5^\circ$  dist.shaft

Repair and test instructions: W-237/503

**E24**

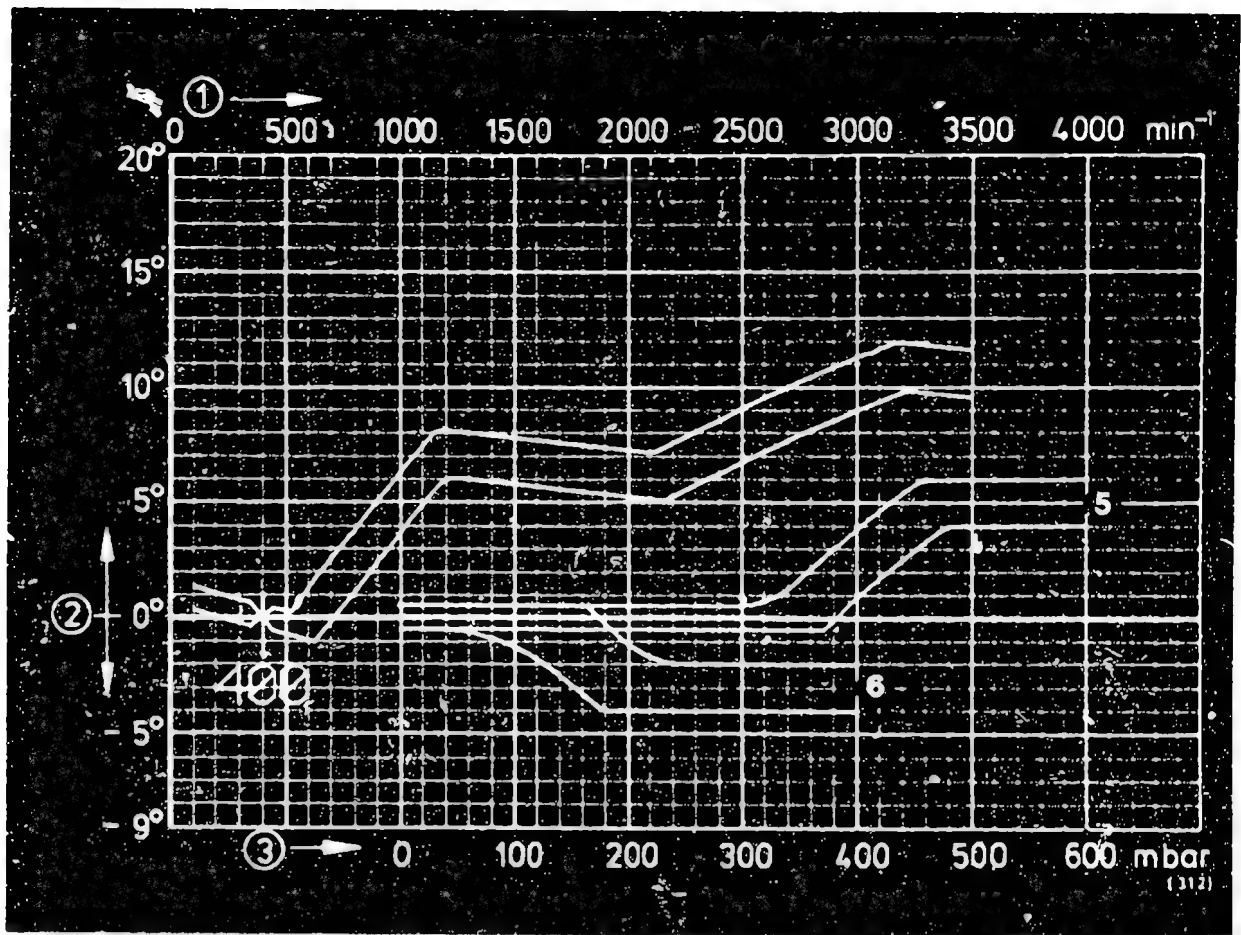
Test specifications

Ignition distributors 0 237..









0 237 405 020

- 1 = Distributor-shaft speed
  - 2 = Distributor-shaft advance
  - 3 = Negative gauge pressure (vacuum)
  - 5 = Negative gauge pressure (vacuum) advance
  - 6 = Negative gauge pressure (vacuum) retard
- Test adapter KDZV 7202 ZV-I  
 Resistance of magnetic-pulse generator 520...700 Ω  
 Air gap min. 0.40 mm  
 Addition to tolerance range ± 0.5° dist.shaft

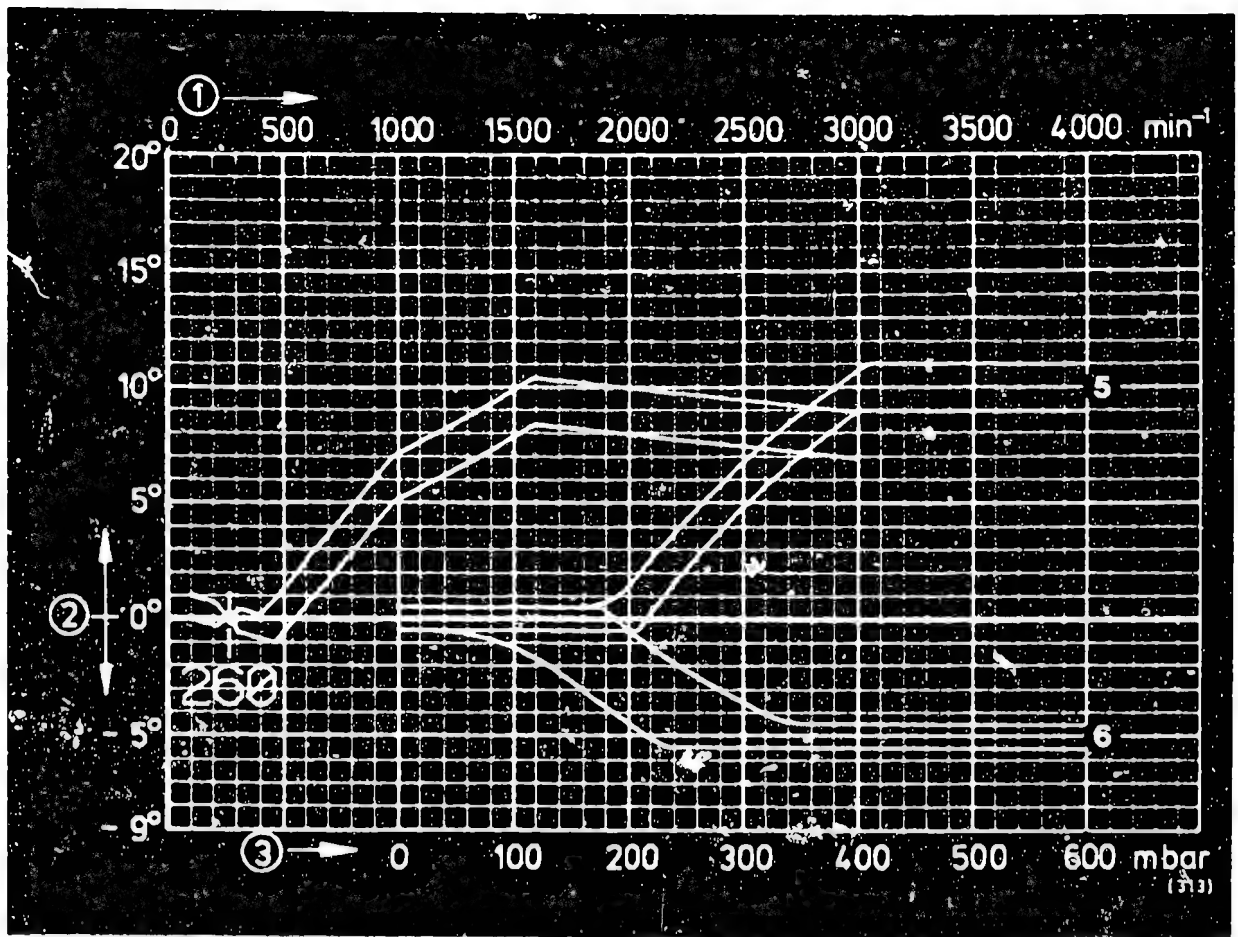
Repair and test instructions: W-237/503

**F2**

Test specifications

Ignition distributors 0 237..





0 237 405 021/022

- 1 = Distributor-shaft speed
  - 2 = Distributor-shaft advance
  - 3 = Negative gauge pressure (vacuum)
  - 5 = Negative gauge pressure (vacuum) advance
  - 6 = Negative gauge pressure (vacuum) retard
- Test adapter KDZV 7202 ZY-I  
 Resistance of magnetic-pulse generator 520...700  $\Omega$   
 Air gap min. 0.40 mm  
 Addition to tolerance range  $\pm 0.5^\circ$  dist.shaft

Repair and test instructions: W-237/503

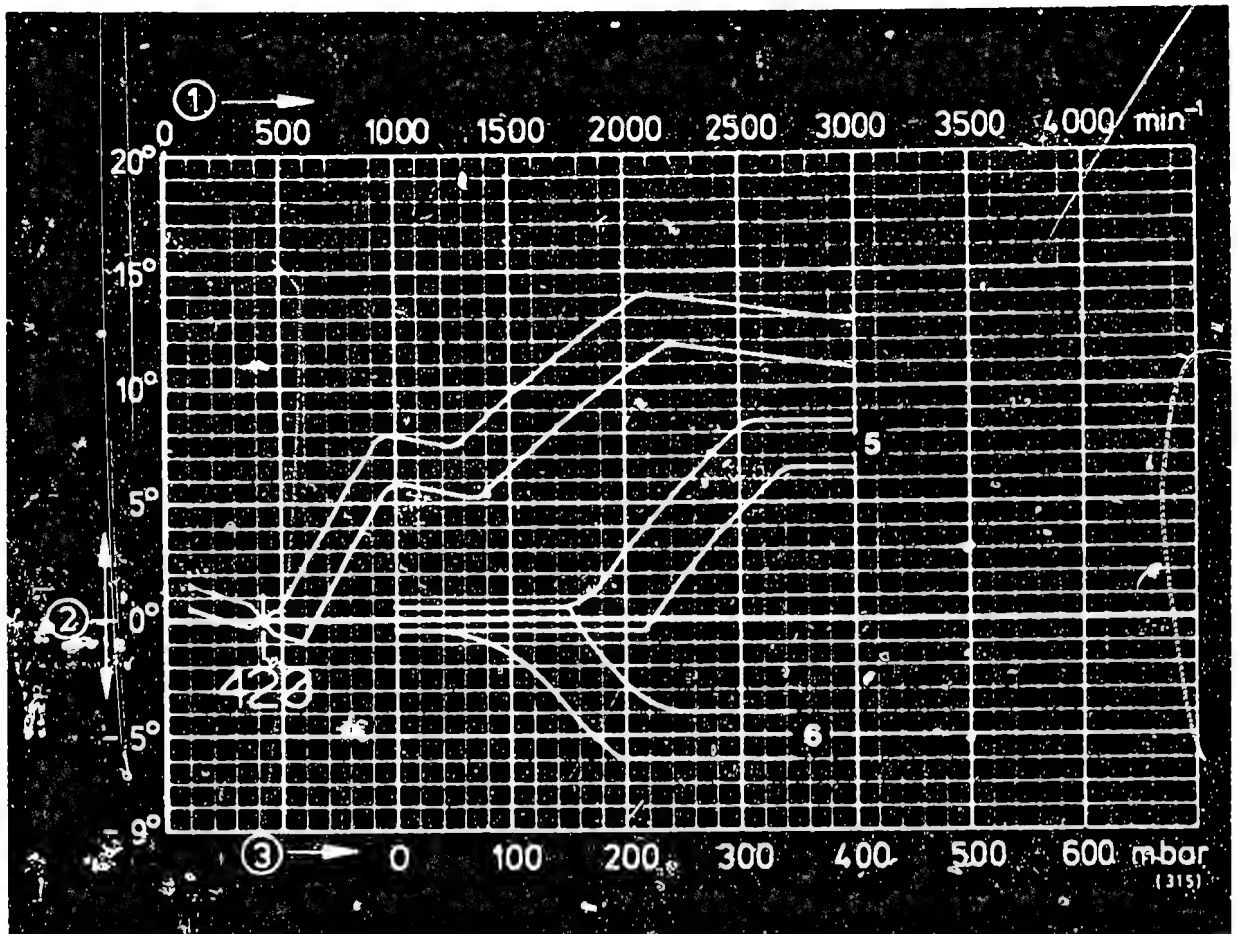
**F3**

Test specifications

Ignition distributors 0 237..







0 237 406 001

- 1 = Distributor-shaft speed
- 2 = Distributor-shaft advance
- 3 = Negative gauge pressure (vacuum)
- 5 = Negative gauge pressure (vacuum) advance
- 6 = Negative gauge pressure (vacuum) retard
- Test adapter KDZV 7202 ZV-I
- Resistance of magnetic-pulse generator 520...700  $\Omega$
- Air gap min. 0.30 mm
- Addition to tolerance range  $\pm 0.5^\circ$  dist.shaft

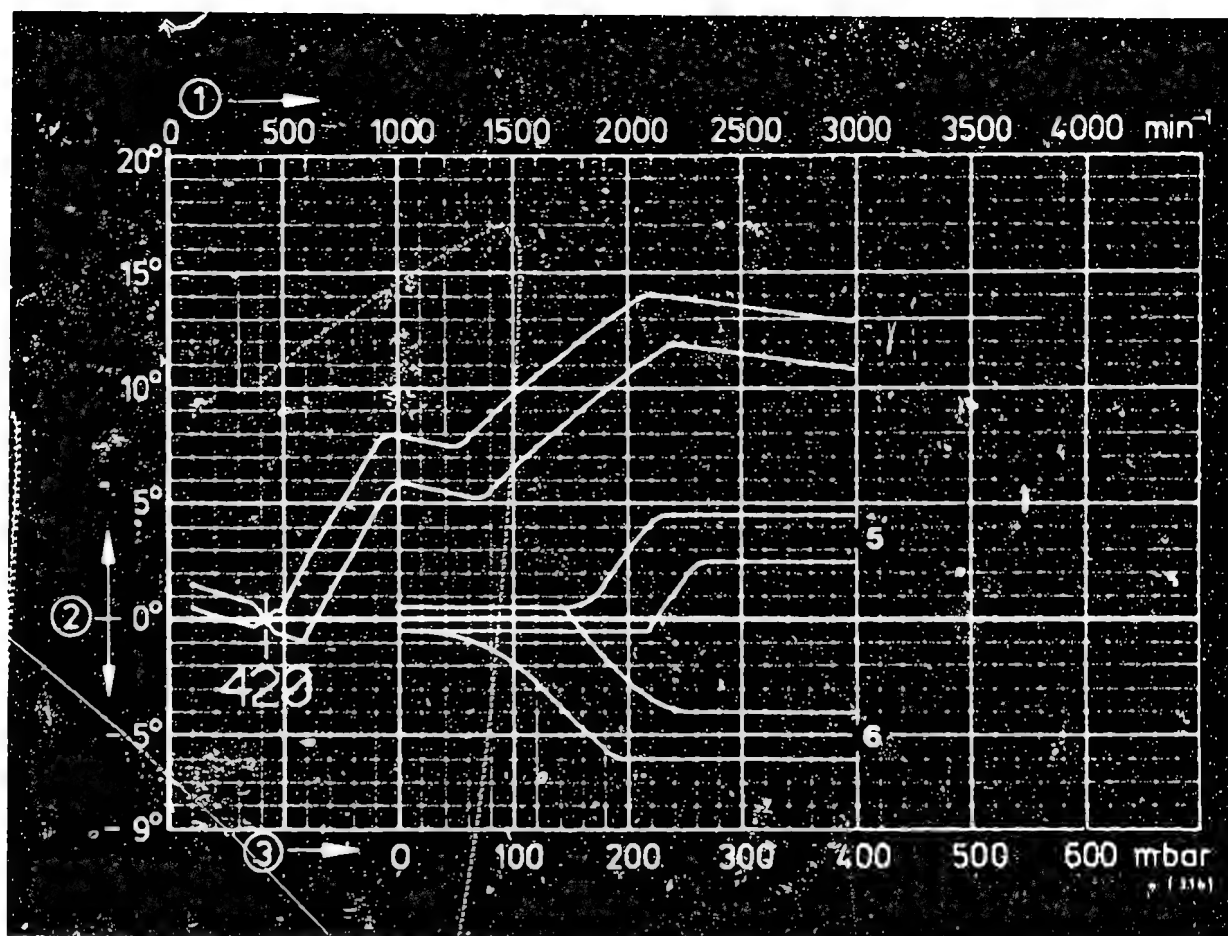
Repair and test instructions: W-237/503

**F5**

Test specifications

Ignition distributors 0 237..





0 237 406 002

- 1 = Distributor-shaft speed
  - 2 = Distributor-shaft advance
  - 3 = Negative gauge pressure (vacuum)
  - 5 = Negative gauge pressure (vacuum) advance
  - 6 = Negative gauge pressure (vacuum) retard
- Test adapter KDZV 7202 ZV-I  
 Resistance of magnetic-pulse generator 520...700 Ω  
 Air gap min. 0.30 mm  
 Addition to tolerance range ± 0.5° dist.shaft

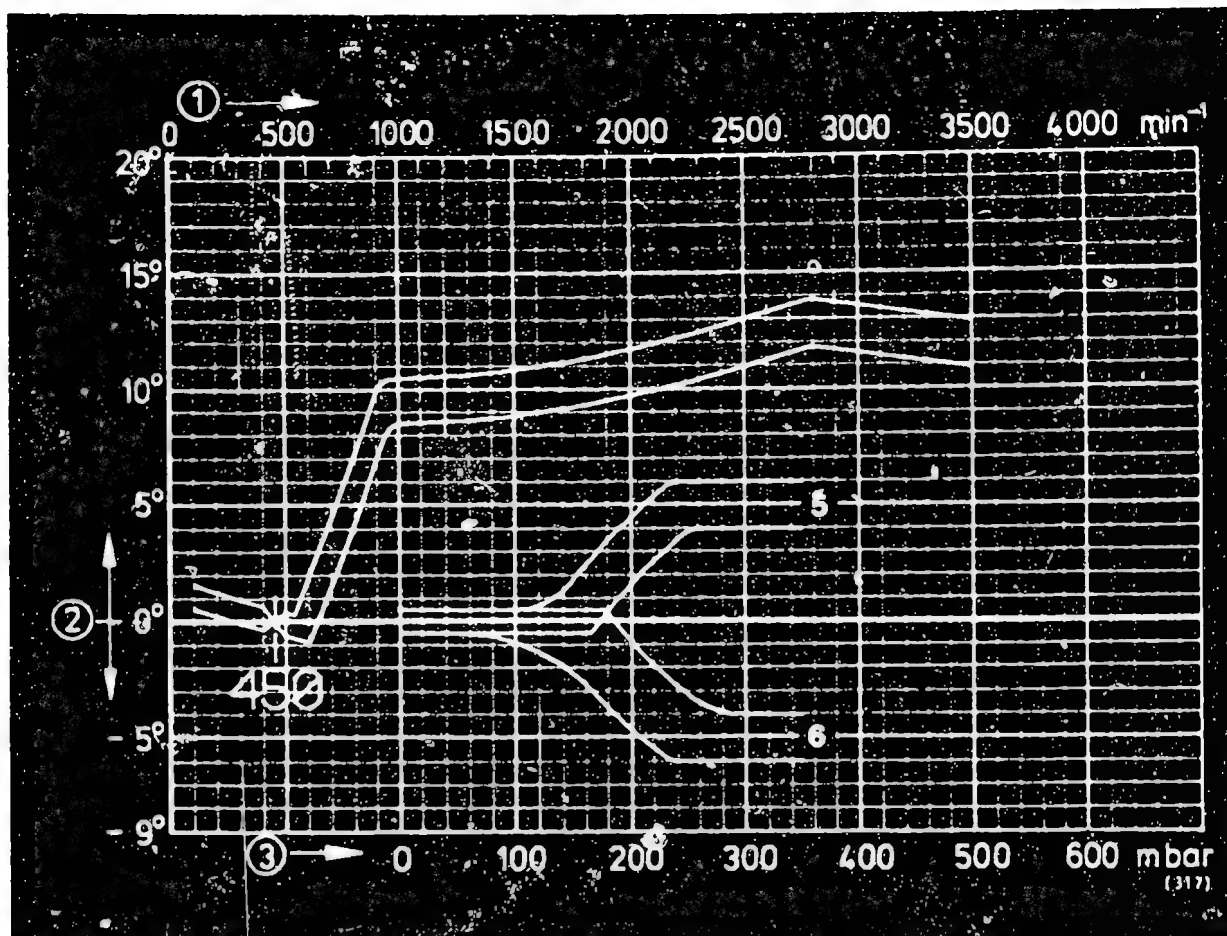
Repair and test instructions: W-237/503

**F6**

Test specifications

Ignition distributors 0 237..





0 237 406 003

- 1 = Distributor-shaft speed
  - 2 = Distributor-shaft advance
  - 3 = Negative gauge pressure (vacuum)
  - 5 = Negative gauge pressure (vacuum) advance
  - 6 = Negative gauge pressure (vacuum) retard
- Test adapter KDZV 7202 ZV-I  
 Resistance of magnetic-pulse generator 520...700 Ω  
 Air gap min. 0.30 mm  
 Addition to tolerance range ± 0.5° dist.shaft

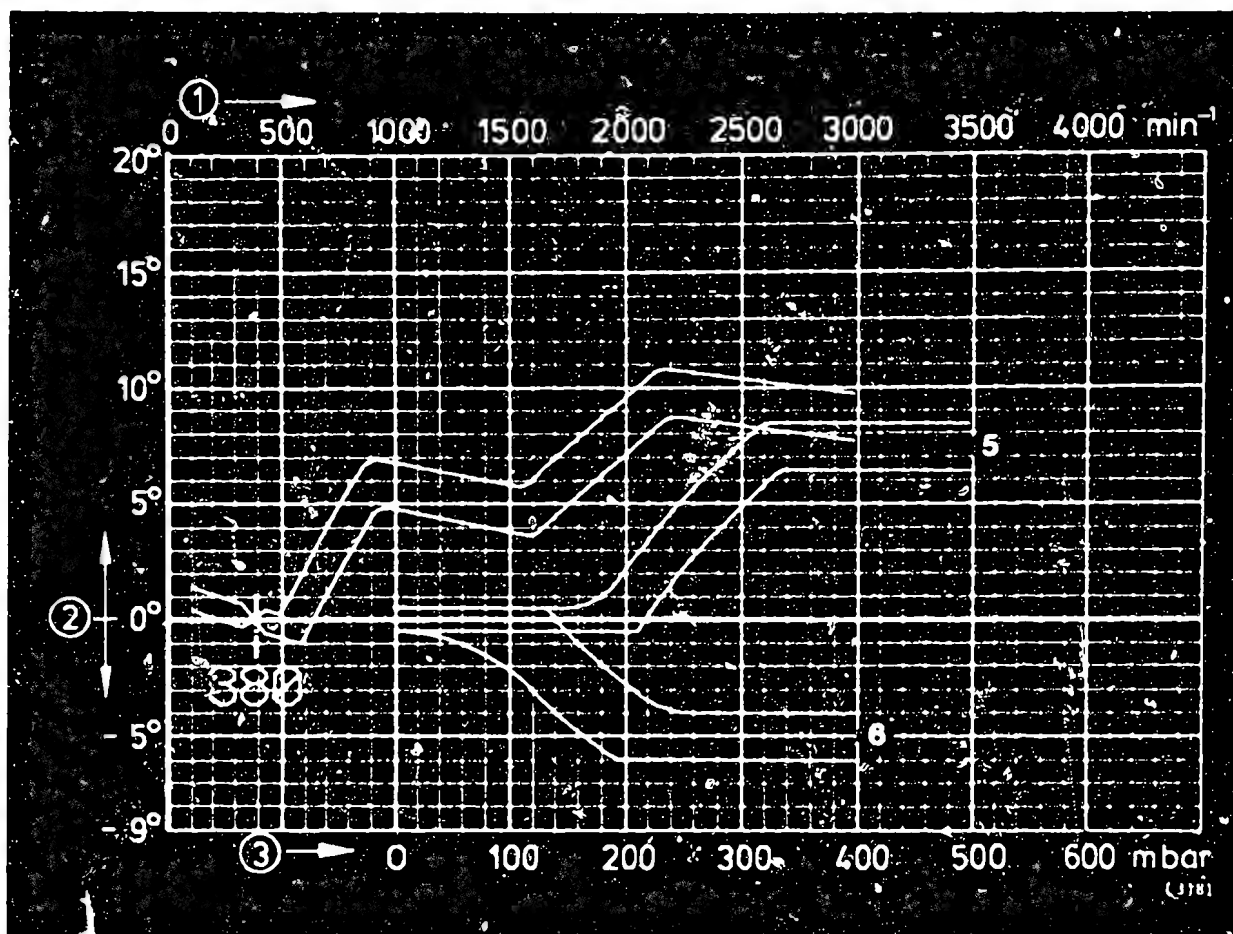
Repair and test instructions: W-237/503

**F7**

Test specifications

Ignition distributors 0 237 . . .





0 237 406 004

- 1 = Distributor-shaft speed
  - 2 = Distributor-shaft advance
  - 3 = Negative gauge pressure (vacuum)
  - 5 = Negative gauge pressure (vacuum) advance
  - 6 = Negative gauge pressure (vacuum) retard
- Test adapter KDZV 7202 ZV-I
- Resistance of magnetic-pulse generator 520...700 Ω
- Air gap min. 0.30 mm
- Addition to tolerance range ± 0.5° dist.shaft

Repair and test instructions: W-237/503

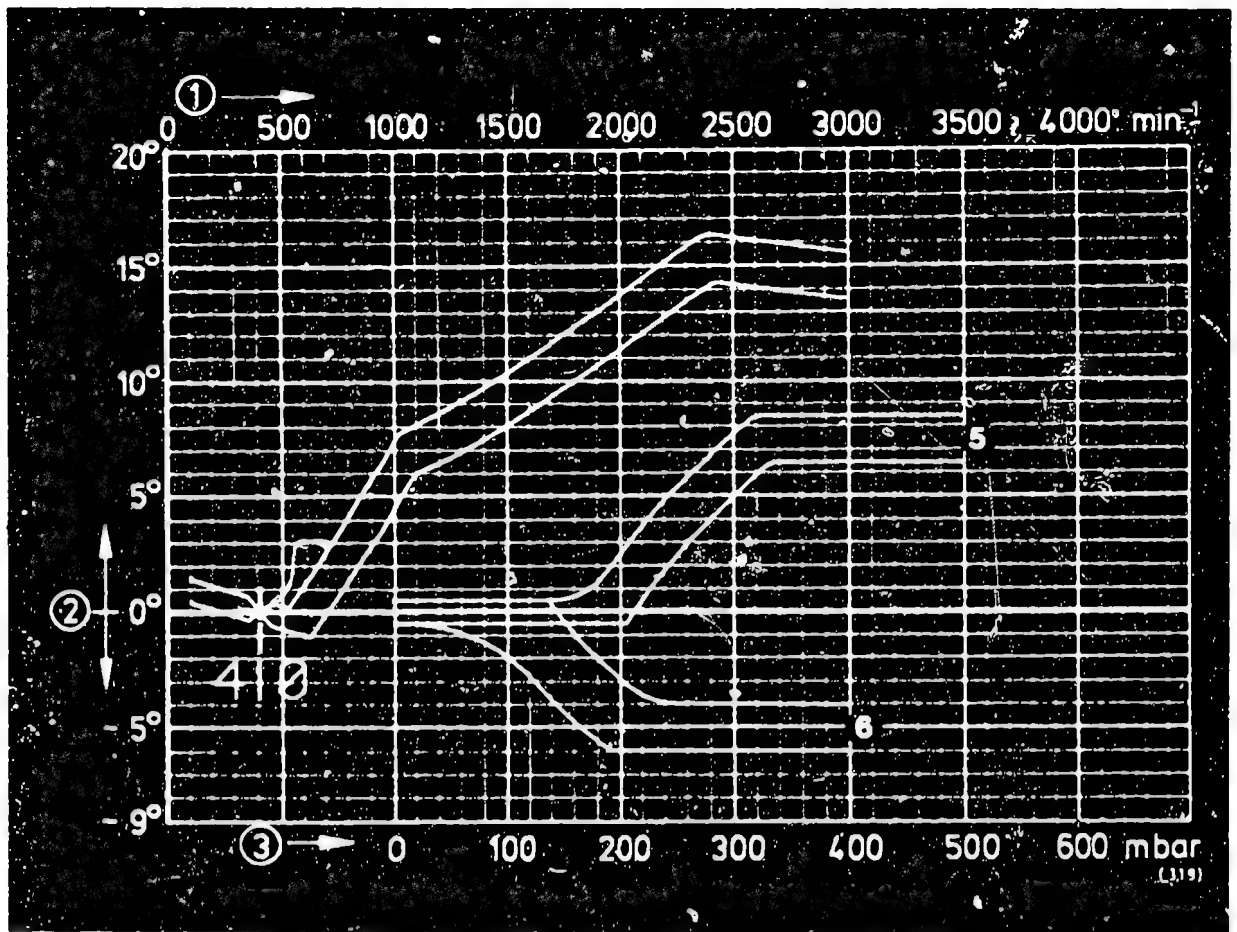
**F8**

Test specifications

Ignition distributors 0 237..







0 237 406 006

- 1 = Distributor-shaft speed
  - 2 = Distributor-shaft advance
  - 3 = Negative gauge pressure (vacuum)
  - 4 = Negative gauge pressure (vacuum) advance
  - 5 = Negative gauge pressure (vacuum) advance
  - 6 = Negative gauge pressure (vacuum) retard
- Test adapter KDZV 7202 ZV-I  
 Resistance of magnetic-pulse generator 520...700 Ω  
 Air gap min. 0.30 mm  
 Addition to tolerance range ± 0.5° dist.shaft

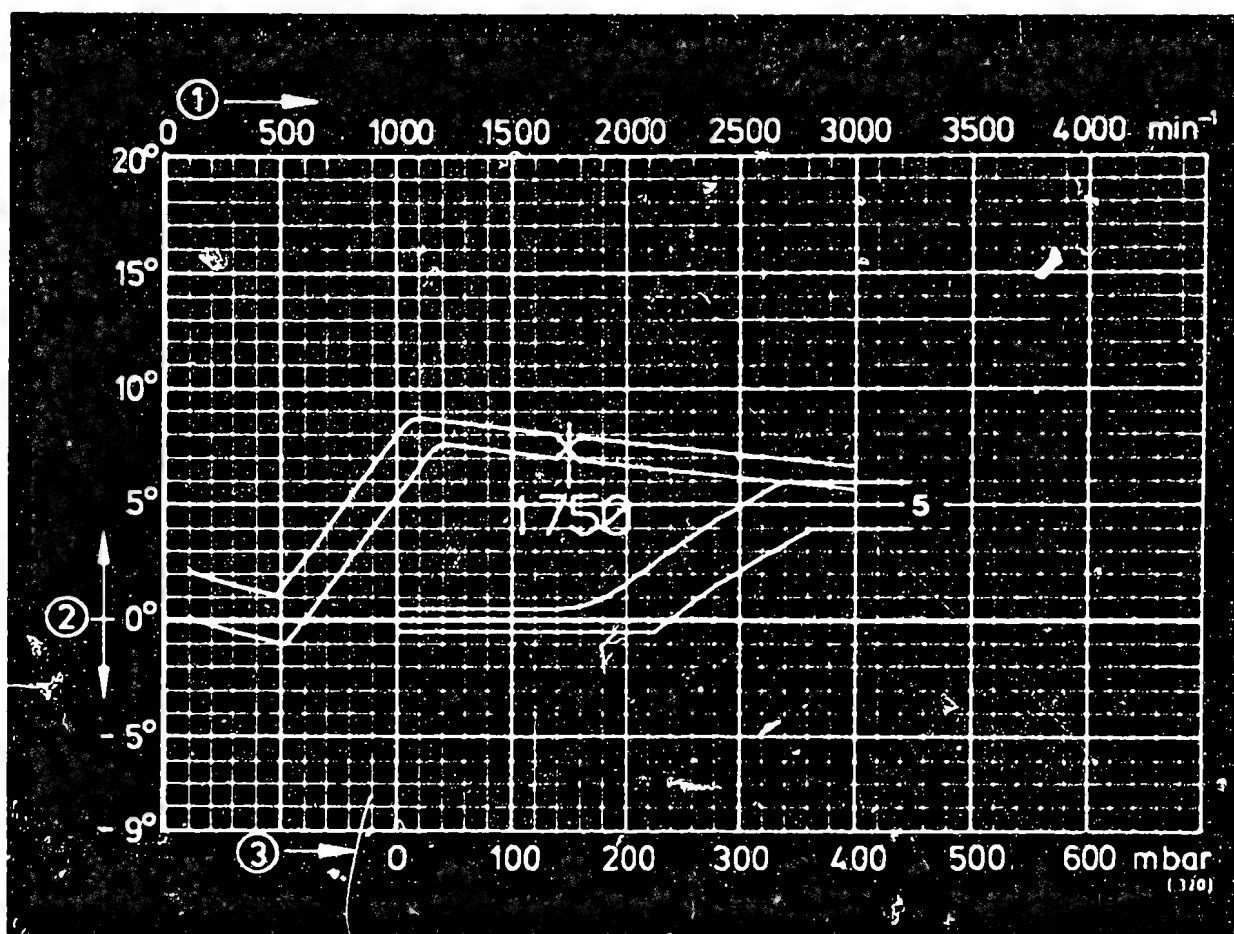
Repair and test instructions: W-237/ 503

**F9**

Test specifications

Ignition distributors 0 237..





0 237 407 001

1 = Distributor-shaft speed

2 = Distributor-shaft advance

3 = Negative gauge pressure (vacuum)

5 = Negative gauge pressure (vacuum) advance

Test adapter KDZV 7202

ZV-I

Resistance of magnetic-pulse generator 520...700  $\Omega$

Air gap min.

0.40 mm

Addition to tolerance range

$\pm 0.5^\circ$  dist.shaft

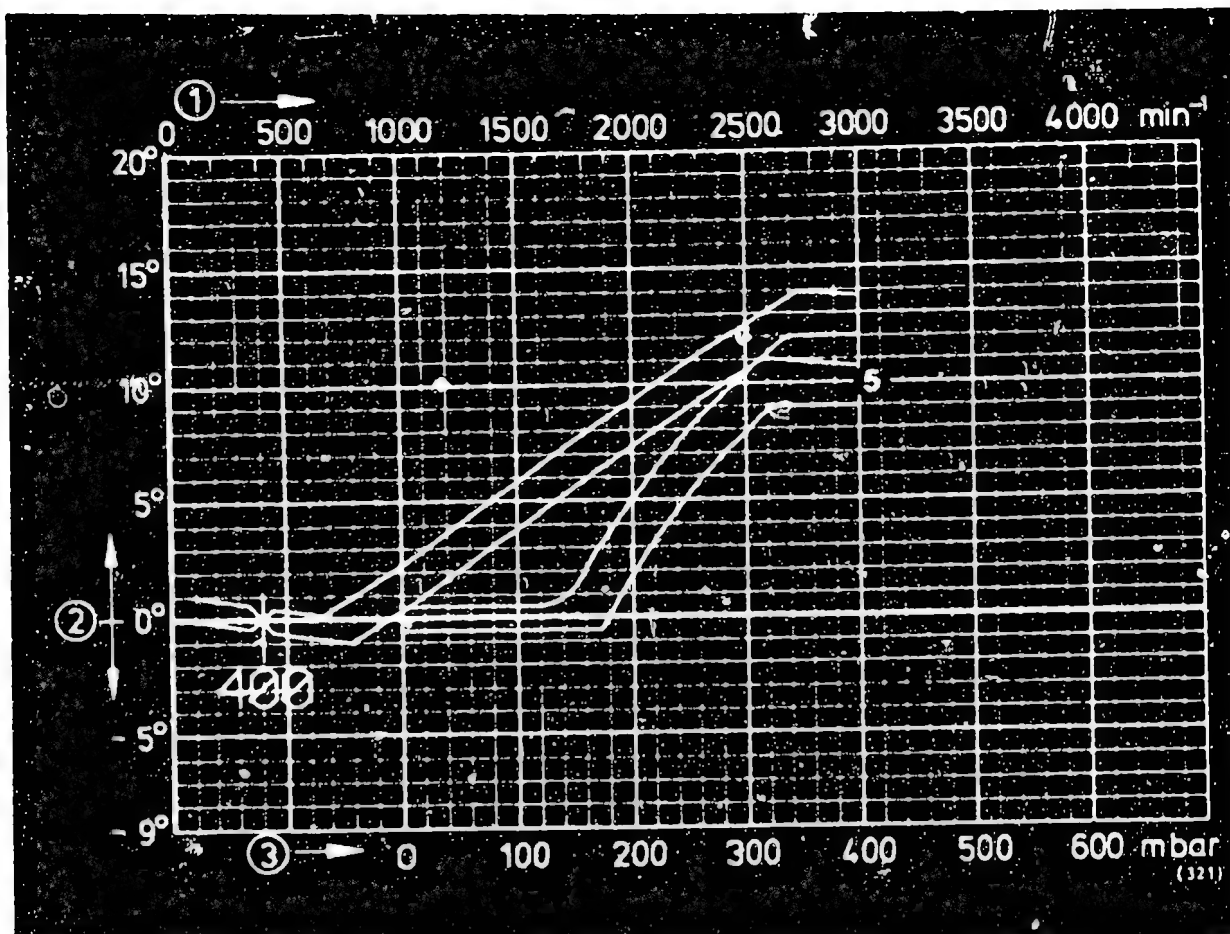
Repair and test instructions: W-237/503

**F10**

Test specifications

Ignition distributors 0 237..





0 237 600 003/004

- 1 = Distributor-shaft speed
- 2 = Distributor-shaft advance
- 3 = Negative gauge pressure (vacuum)
- 5 = Negative gauge pressure (vacuum) advance
- Test adapter KDZV 7202
- ZV-I
- Resistance of magnetic-pulse generator 690...940  $\Omega$
- Air gap min. 0.10 mm
- Addition to tolerance range  $\pm 0.5^\circ$  dist.shaft

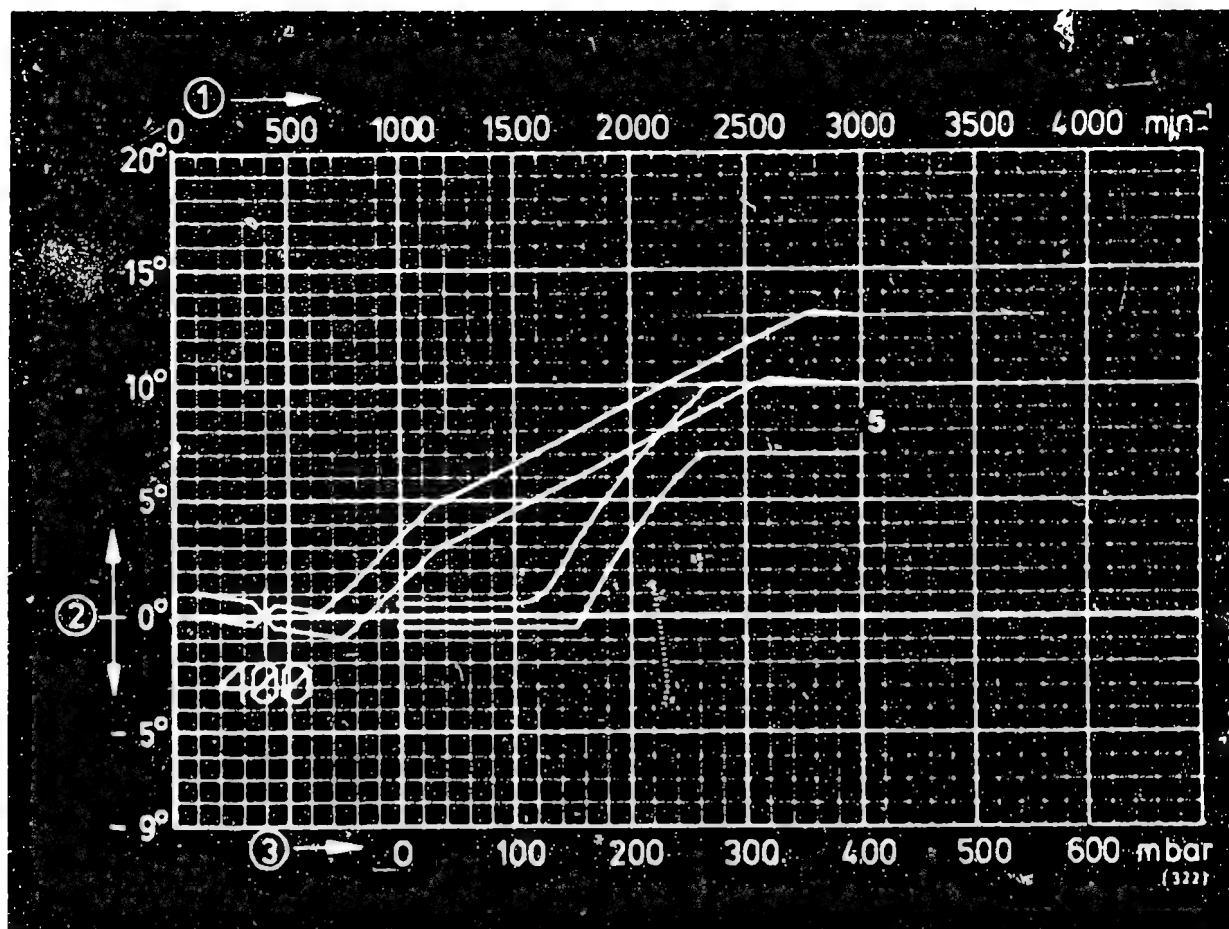
Repair and test instructions: W-237/503

**F11**

Test specifications

Ignition distributors 0 237..





0 237 600 006

1 = Distributor-shaft speed

2 = Distributor-shaft advance

3 = Negative gauge pressure (vacuum)

5 = Negative gauge pressure (vacuum) advance

Test adapter KDZV 7202

ZV-I

Resistance of magnetic-pulse generator 690...940  $\Omega$

Air gap min.

0.10 mm

Addition to tolerance range

$\pm 0.5^\circ$  dist.shaft

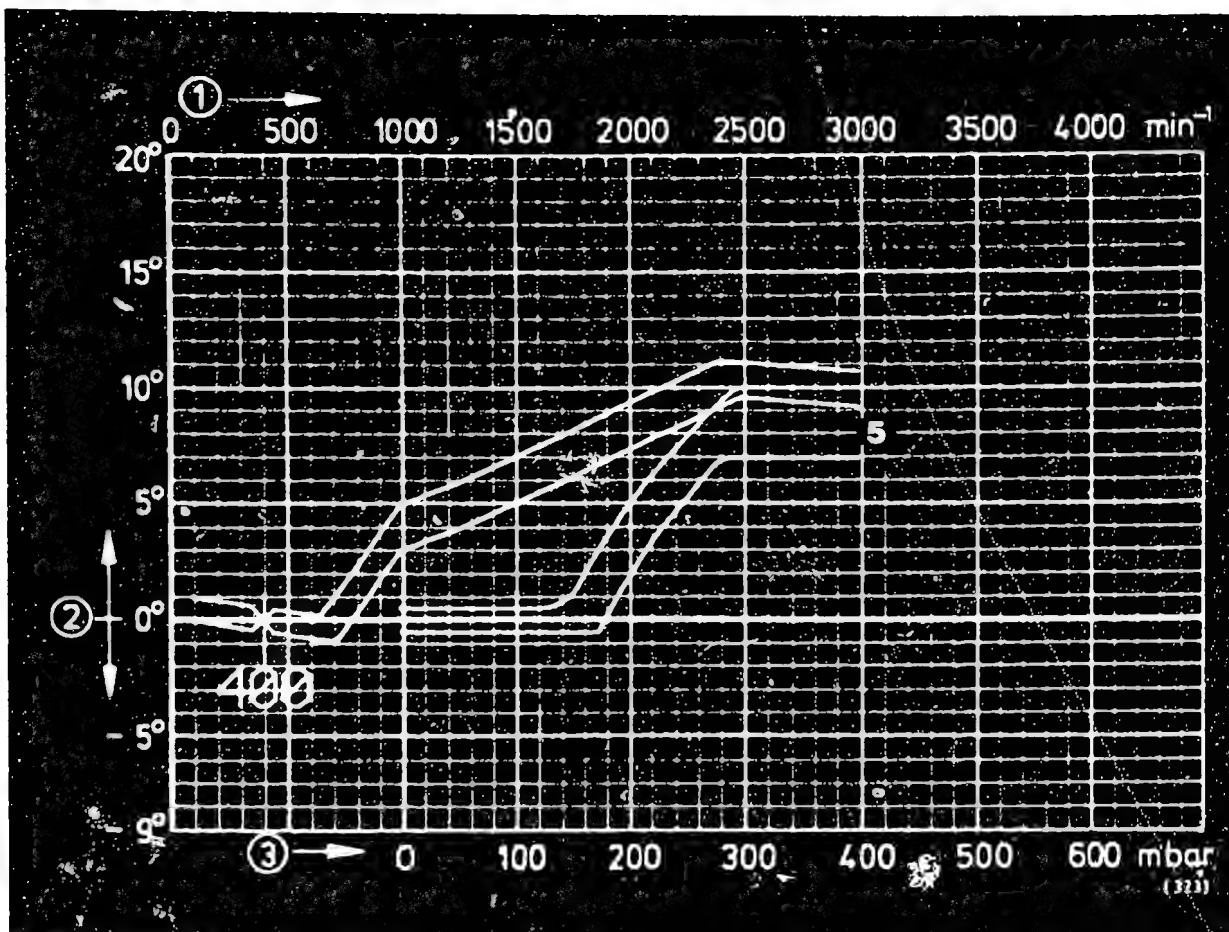
Repair and test instructions: W-237/ 503

**F12**

Test specifications

Ignition distributors 0 237..





0 237 600 007/008

- 1 = Distributor-shaft speed
- 2 = Distributor-shaft advance
- 3 = Negative gauge pressure (vacuum)
- 5 = Negative gauge pressure (vacuum) advance
- Test adapter KDZV 7202 ZV-I
- Resistance of magnetic-pulse generator 690...940 Ω
- Air gap min. 0.10 mm
- Addition to tolerance range ± 0.5° dist.shaft

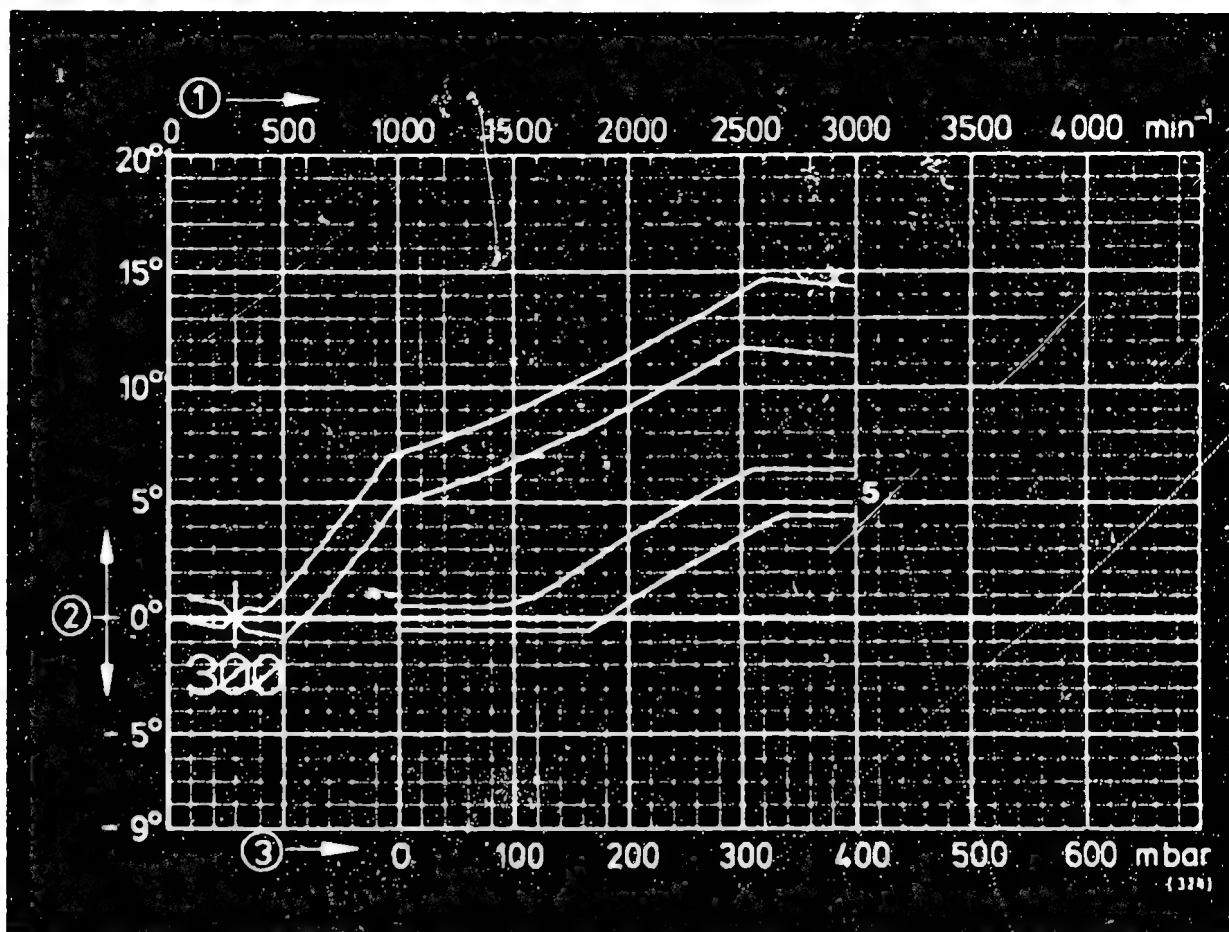
Repair and test instructions: W-237/ 503

**F13**

Test specifications

Ignition distributors 0 237..





0 237 600 009/010

- 1 = Distributor-shaft speed
- 2 = Distributor-shaft advance
- 3 = Negative gauge pressure (vacuum)
- 5 = Negative gauge pressure (vacuum) advance
- Test adapter KDZV 7202 ZV-I
- Resistance of magnetic-pulse generator 690...940  $\Omega$
- Air gap min. 0.10 mm
- Addition to tolerance range  $\pm 0.5^{\circ}$  dist.shaft

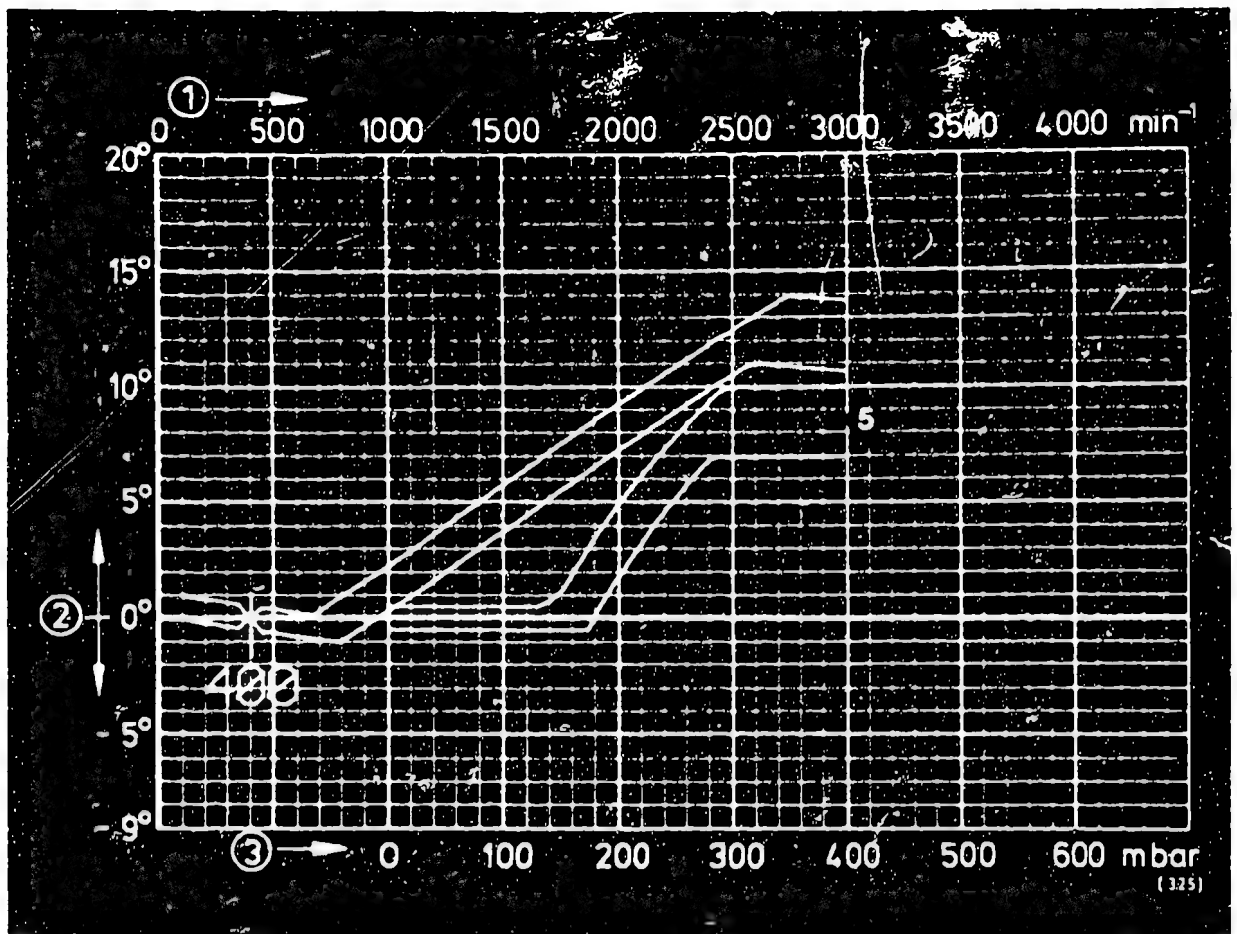
Repair and test instructions: W-237/503

**F14**

Test specifications

Ignition distributors 0 237..





0 237 600 013

1 = Distributor-shaft speed

2 = Distributor-shaft advance

3 = Negative gauge pressure (vacuum)

5 = Negative gauge pressure (vacuum) advance

Test adapter KDZV 7202

ZV-I

Resistance of magnetic-pulse generator 690...940 Ω

Air gap min.

0.10 mm

Addition to tolerance range

± 0.5° dist.shaft

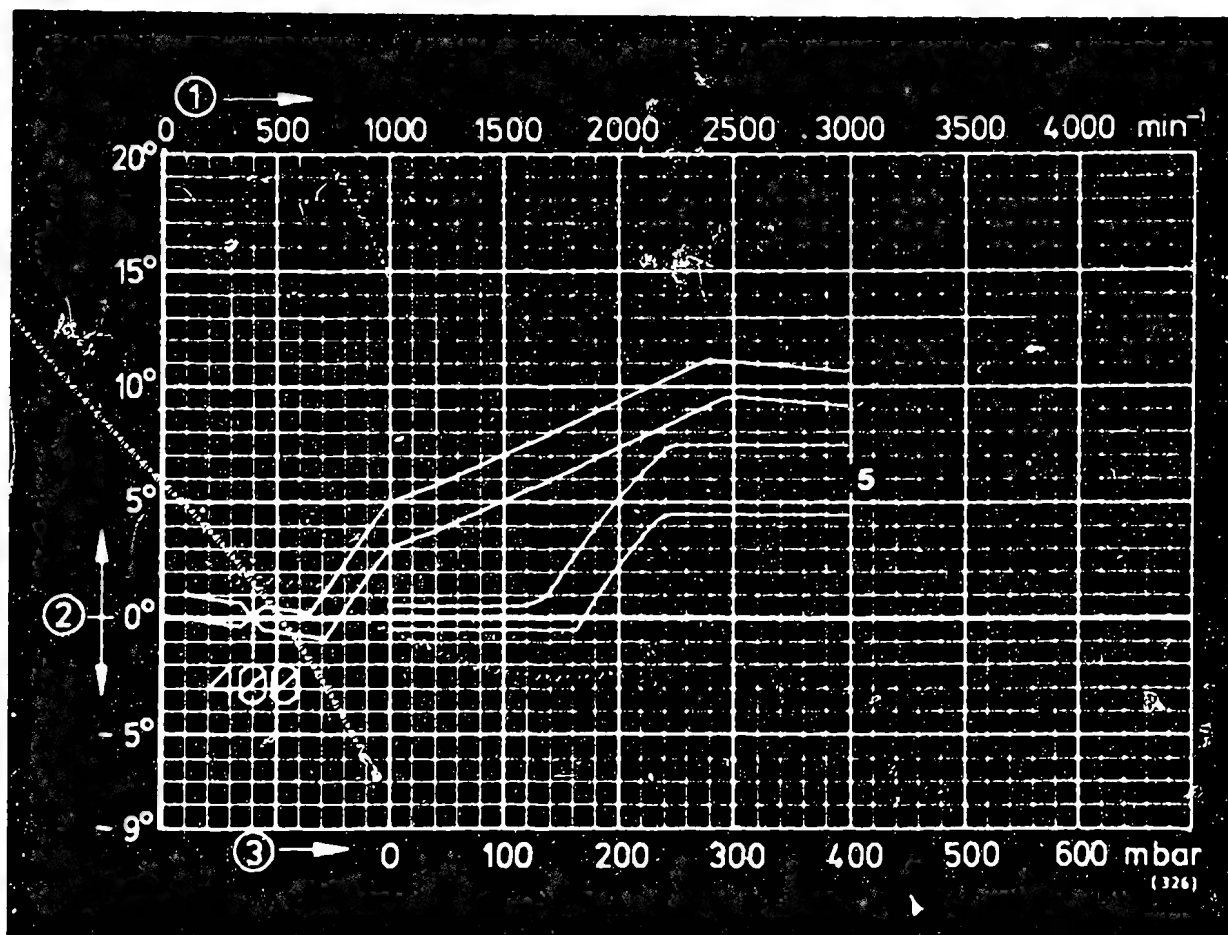
Repair and test instructions: W-237/503

**F15**

Test specifications

Ignition distributors 0 237..





0 237 600 014

- 1 = Distributor-shaft speed
- 2 = Distributor-shaft advance
- 3 = Negative gauge pressure (vacuum)
- 5 = Negative gauge pressure (vacuum) advance
- Test adapter KDZV 7202 ZV-I
- Resistance of magnetic-pulse generator 690...940  $\Omega$
- Air gap min. 0.10 mm
- Addition to tolerance range  $\pm 0.5^\circ$  dist.shaft

Repair and test instructions: W-237/503

**F16**

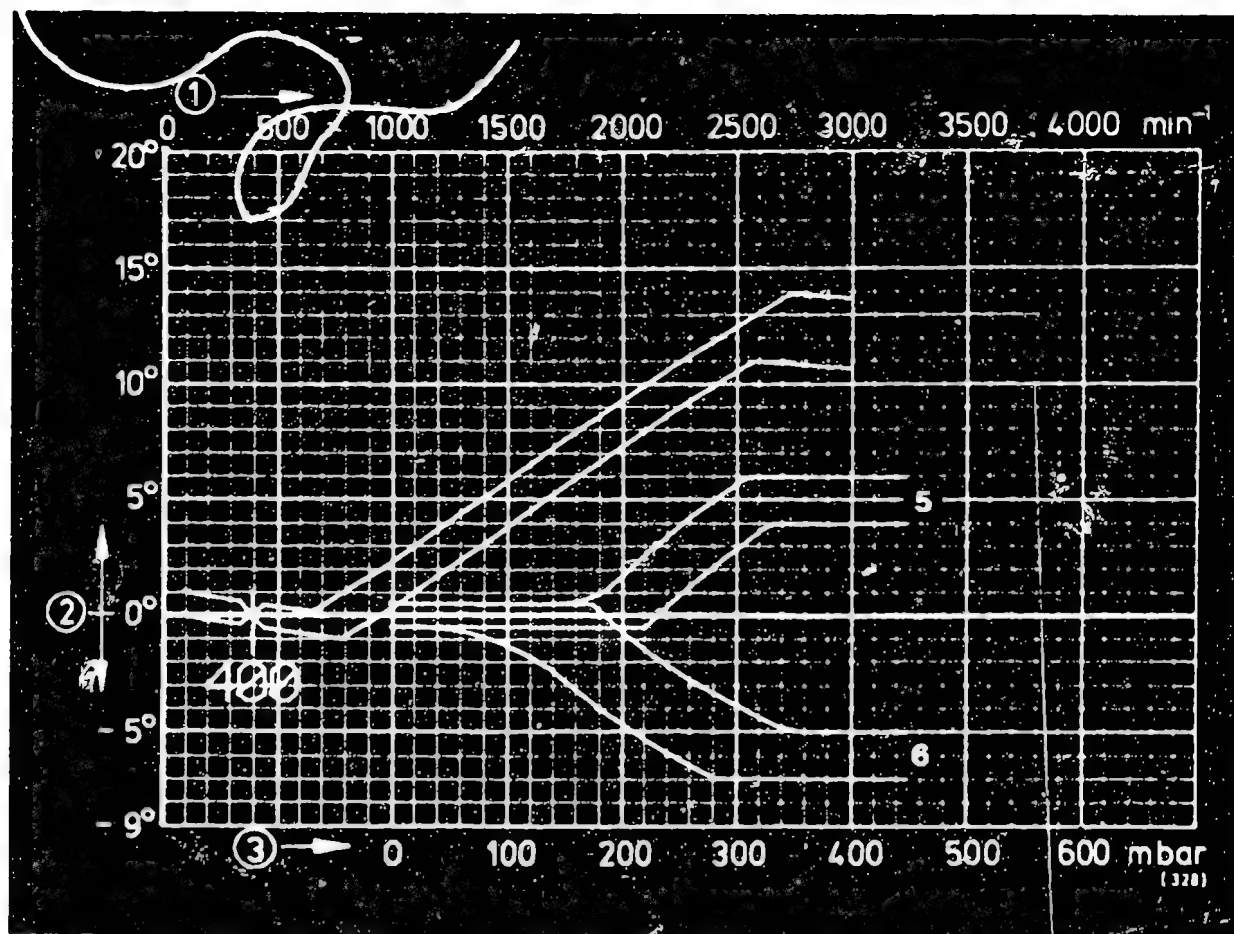
Test specifications

Ignition distributors 0 237..









0 237 600 050/051

- 1 = Distributor-shaft speed
  - 2 = Distributor-shaft advance
  - 3 = Negative gauge pressure (vacuum)
  - 5 = Negative gauge pressure (vacuum) advance
  - 6 = Negative gauge pressure (vacuum) retard
- Test adapter KDZV 7202 ZV-I  
 Resistance of magnetic-pulse generator 690...940  $\Omega$   
 Air gap min. 0.10 mm  
 Addition to tolerance range  $\pm 0.5^\circ$  dist.shaft

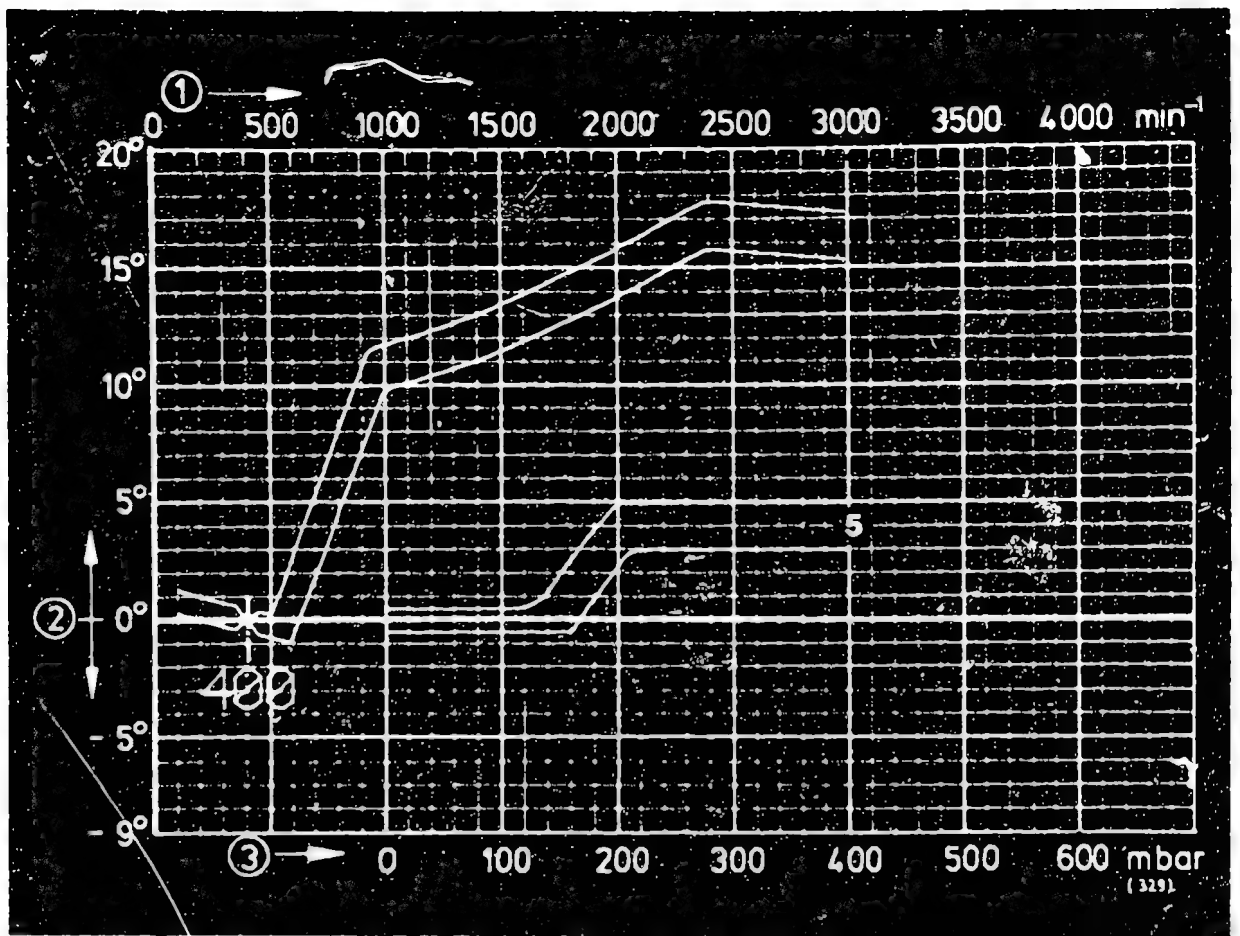
Repair and test instructions: W-237/ 503

**F18**

Test specifications

Ignition distributors 0 237..





0 237 002 081

1 = Distributor-shaft speed

2 = Distributor-shaft advance

3 = Negative gauge pressure (vacuum)

5 = Negative gauge pressure (vacuum) advance

Test adapter KDZV 7202

ZV-I

Resistance of magnetic-pulse generator

950...1300 Ω

Air gap min.

0.25 mm

Addition to tolerance range

± 0.5° dist.  
shaft

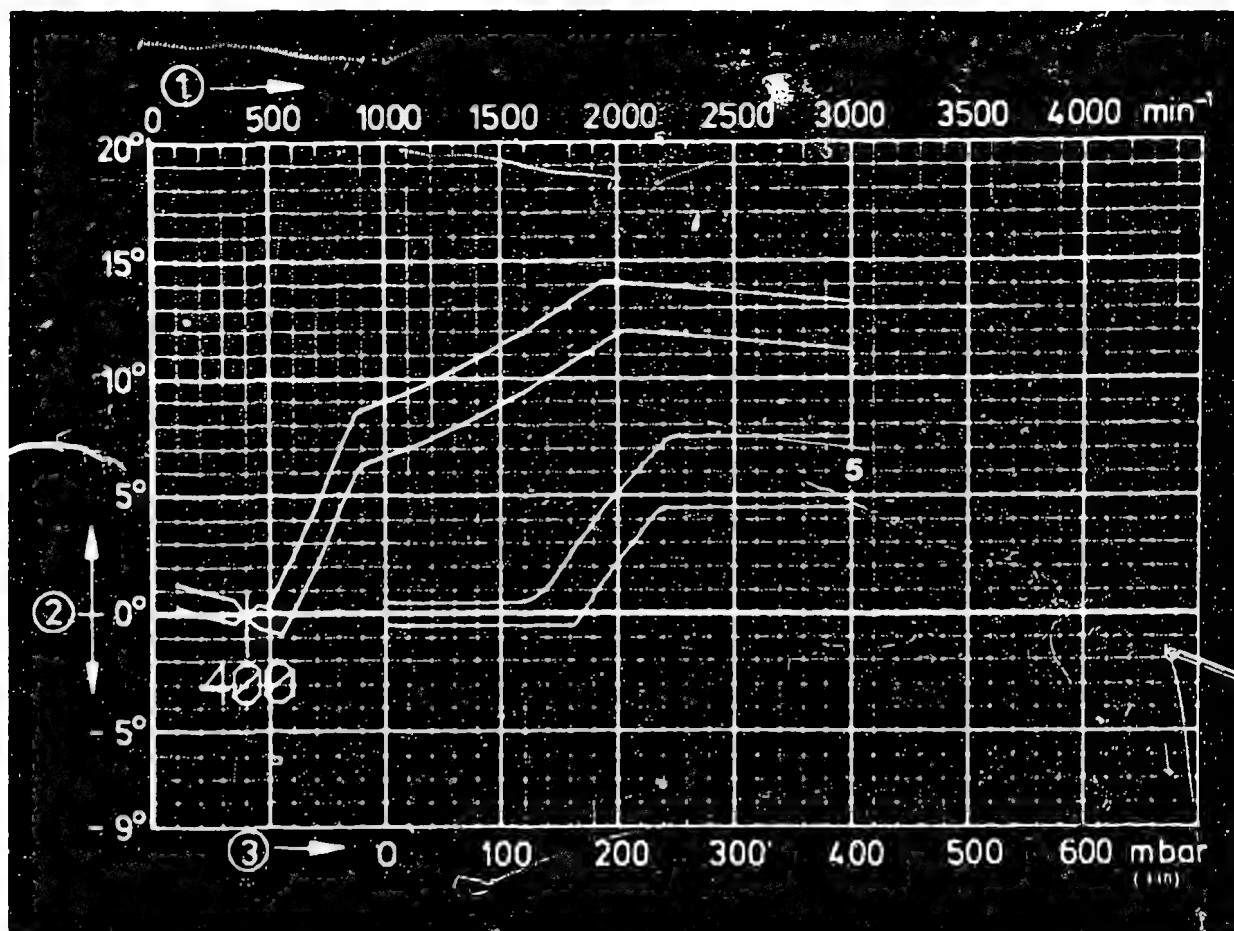
Repair and test instructions: W-237/502

**F19**

Test specifications

Ignition distributors 0 237..





0 237 002 082

- 1 = Distributor-shaft speed
- 2 = Distributor-shaft advance
- 3 = Negative gauge pressure (vacuum)
- 5 = Negative gauge pressure (vacuum) advance
- Test adapter KDZV 7202 ZV-I
- Resistance of magnetic-pulse generator 950...1300  $\Omega$
- Air gap min. 0.25 mm
- Addition to tolerance range  $\pm 0.5^\circ$  dist. shaft

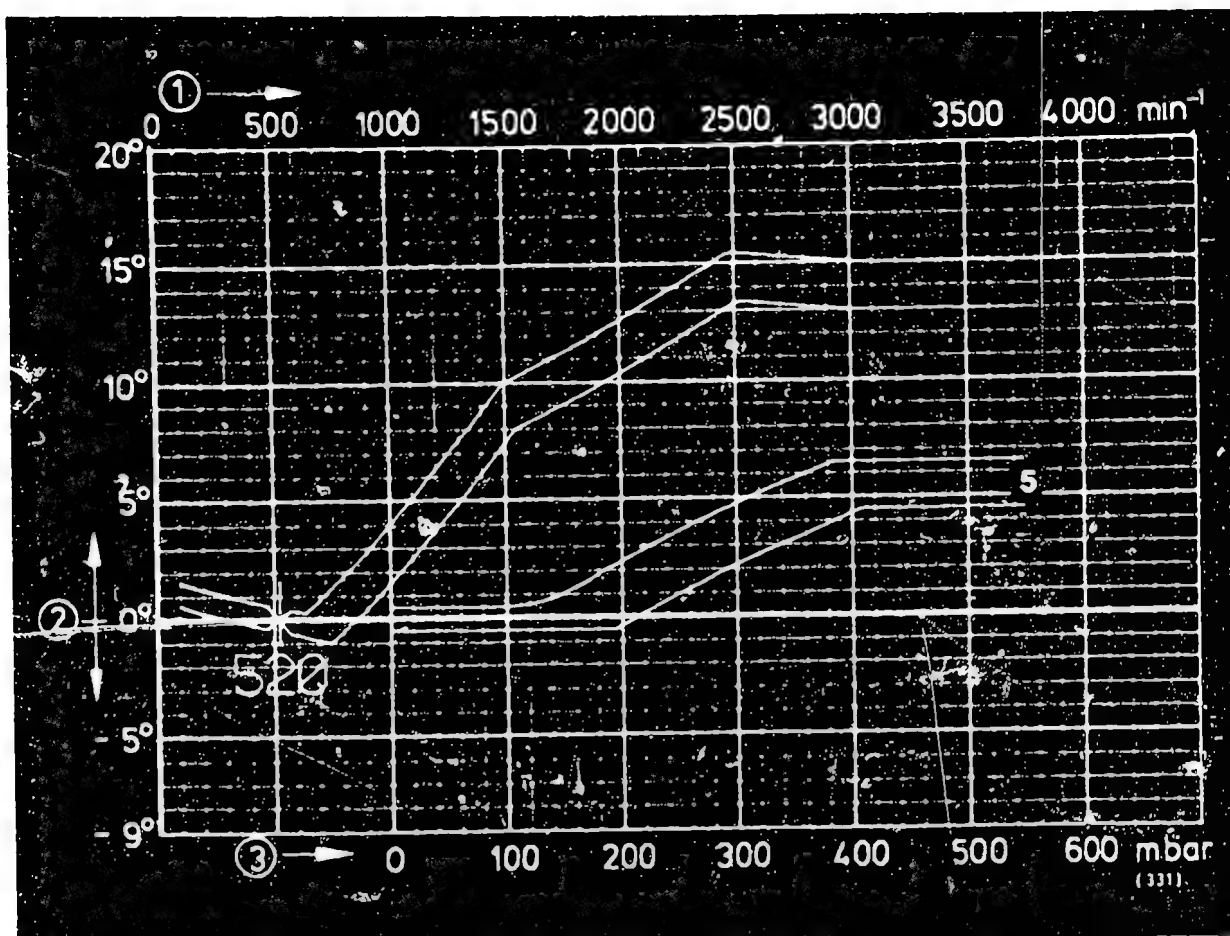
Repair and test instructions: W-237/502

**F20**

Test specifications

Ignition distributors 0 237..





0 237 002 083

1 = Distributor-shaft speed

2 = Distributor-shaft advance

3 = Negative gauge pressure (vacuum)

5 = Negative gauge pressure (vacuum) advance

Test adapter KDZV 7202

ZV-I

Resistance of magnetic-pulse generator

950...1300 Ω

Air gap min.

0.25 mm

Addition to tolerance range

± 0.5° dist.  
shaft

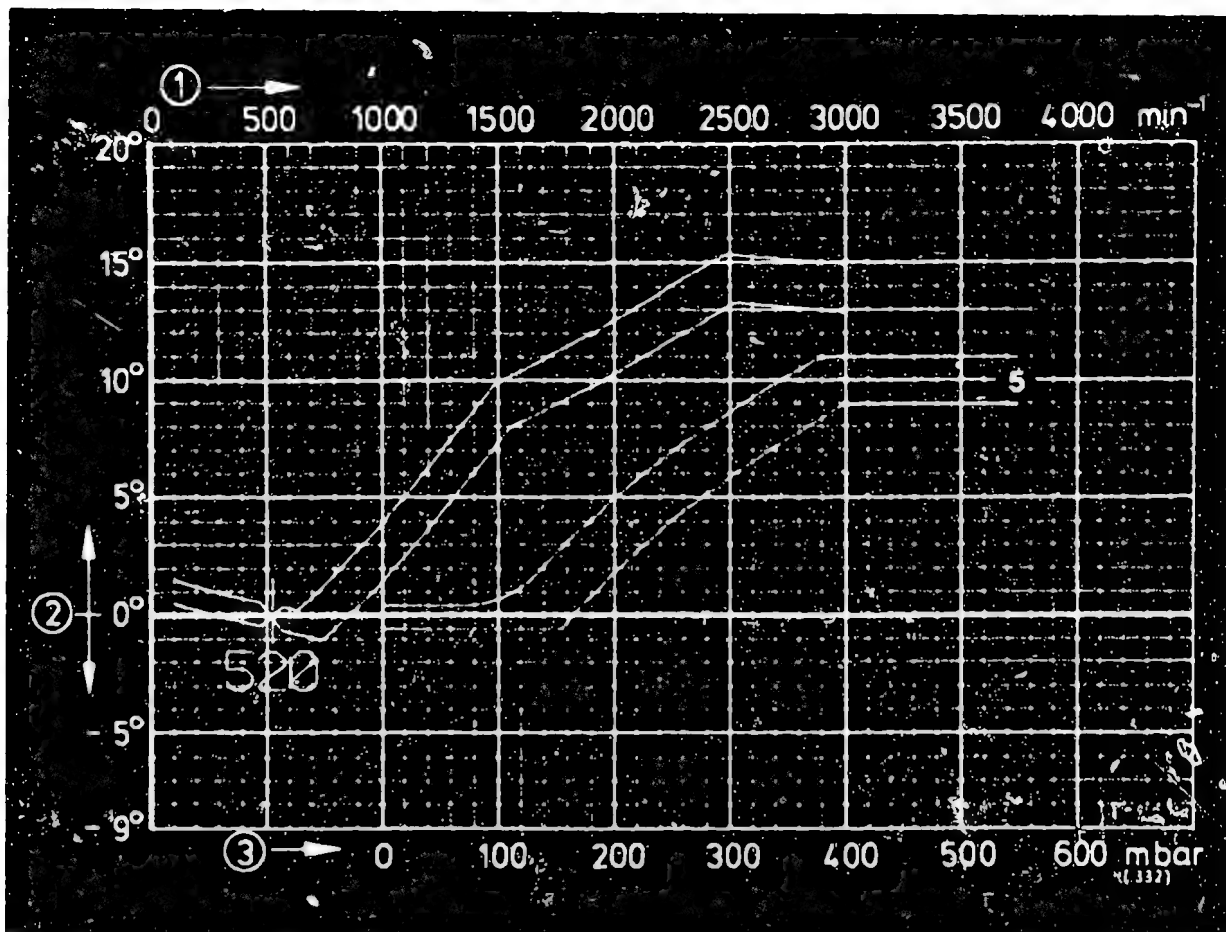
Repair and test instructions: W-237/502

**F21**

Test specifications

Ignition distributors 0 237..





0\_ 237 002 086

- 1 = Distributor-shaft speed
- 2 = Distributor-shaft advance
- 3 = Negative gauge pressure (vacuum)
- 5 = Negative gauge pressure (vacuum) advance
- Test adapter KDZV 7202 ZV-I
- Resistance of magnetic-pulse generator 950...1300 Ω
- Air gap min. 0.25 mm
- Addition to tolerance range ± 0.5° dist. shaft

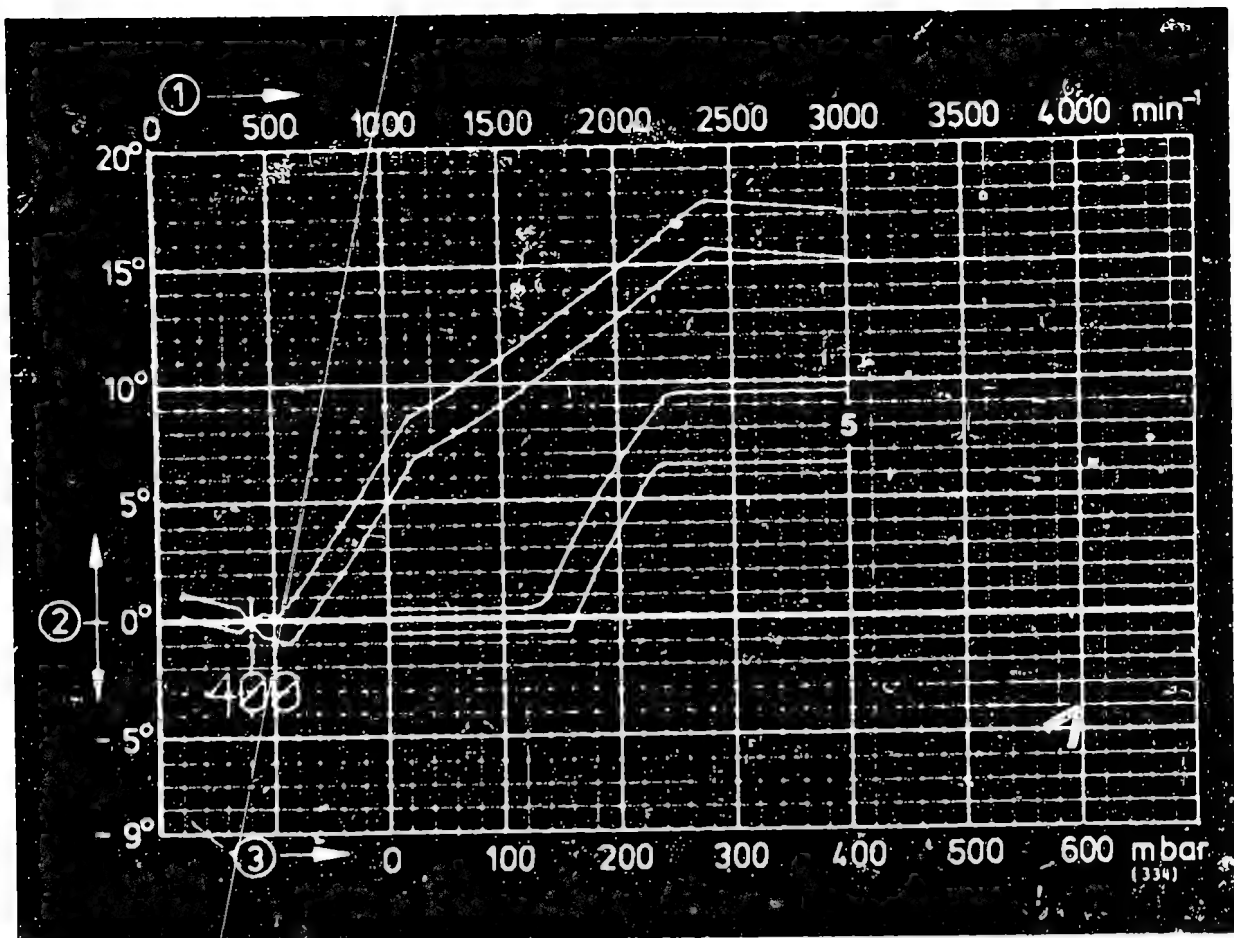
Repair and test instructions: W-237/ 502

**F22**

Test specifications

Ignition distributors 0 237..





0 237 002 087

1 = Distributor-shaft speed

2 = Distributor-shaft advance

3 = Negative gauge pressure (vacuum)

5 = Negative gauge pressure (vacuum) advance

Test adapter KDZV 7202

ZV-I

Resistance of magnetic-pulse generator

950...1300  $\Omega$

Air gap min.

0.25 mm

Addition to tolerance range

$\pm 0.5^\circ$  dist.  
shaft

Repair and test instructions: W-237/ 502

Clamping flange:

1 685 700 133

Driver:

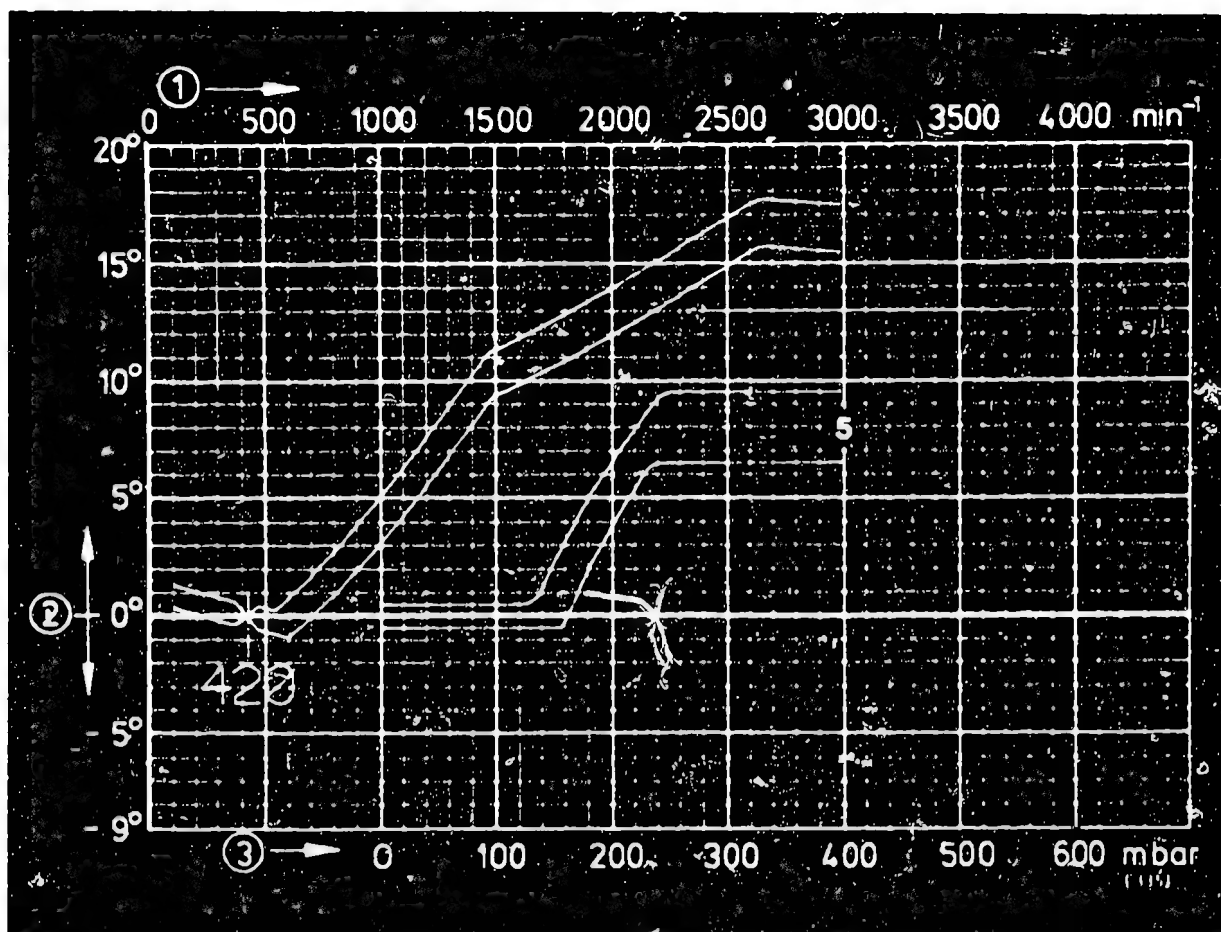
1 686 400 003

**F23**

Test specifications

Ignition distributors 0 237..





0 237 002 088

1 = Distributor-shaft speed

2 = Distributor-shaft advance

3 = Negative gauge pressure (vacuum)

5 = Negative gauge pressure (vacuum) advance

Test adapter KDZV 7202

ZV-1

Resistance of magnetic-pulse generator

950...1300  $\Omega$

Air gap min.

0.25 mm

Addition to tolerance range

$\pm 0.5^\circ$  dist.  
shaft

Repair and test instructions: W-237/502

Clamping flange:

1 685 700 133

Driver:

1 686 400 003

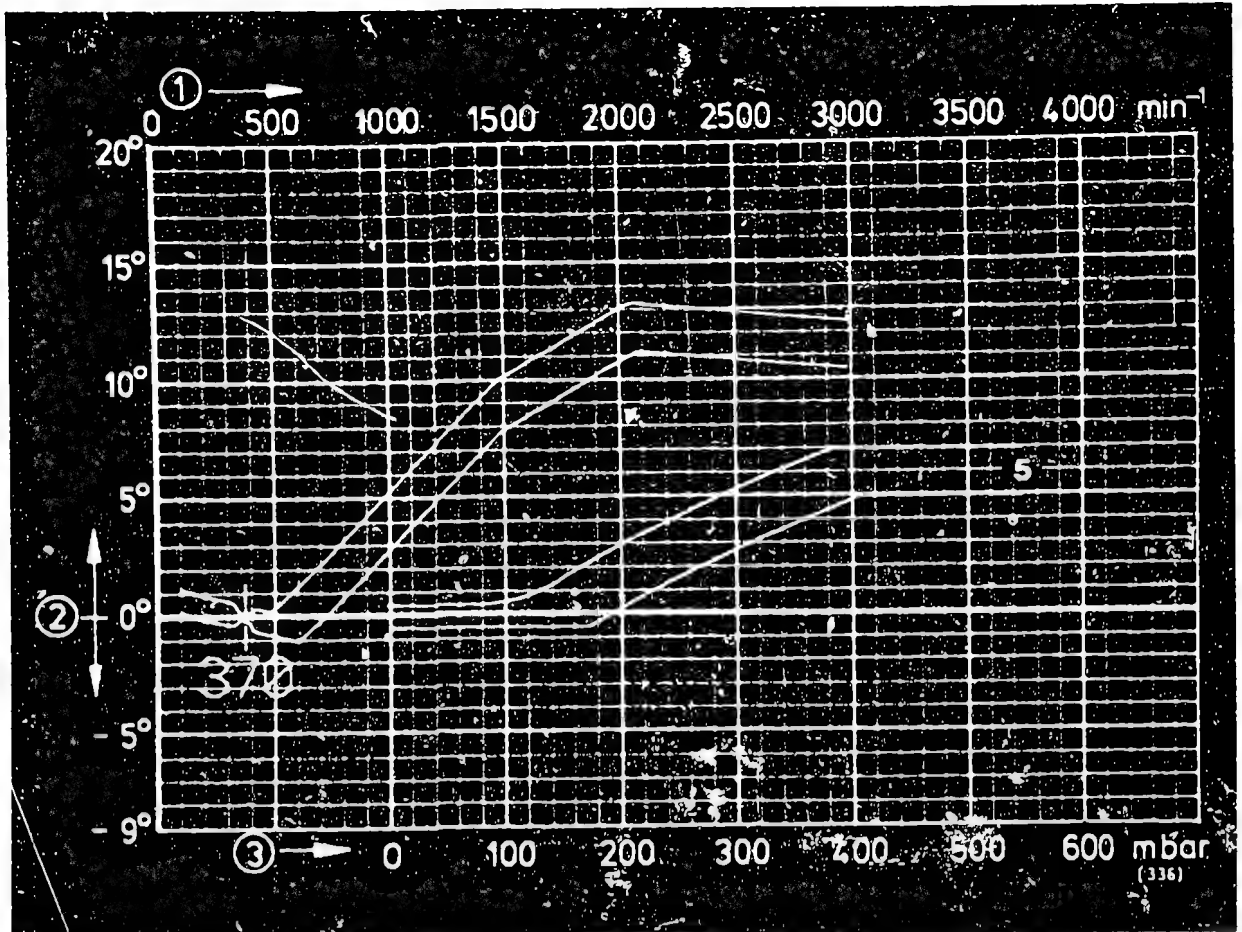
**F24**

Test specifications

Ignition distributors 0 237..







0 237 009 015

- 1 = Distributor-shaft speed
- 2 = Distributor-shaft advance
- 3 = Negative gauge pressure (vacuum)
- 5 = Negative gauge pressure (vacuum) advance
- Test adapter KDZV 7202 ZV-I
- Resistance of magnetic-pulse generator 950...1300 Ω
- Air gap min. 0.25 mm
- Addition to tolerance range ± 0.5° dist. shaft

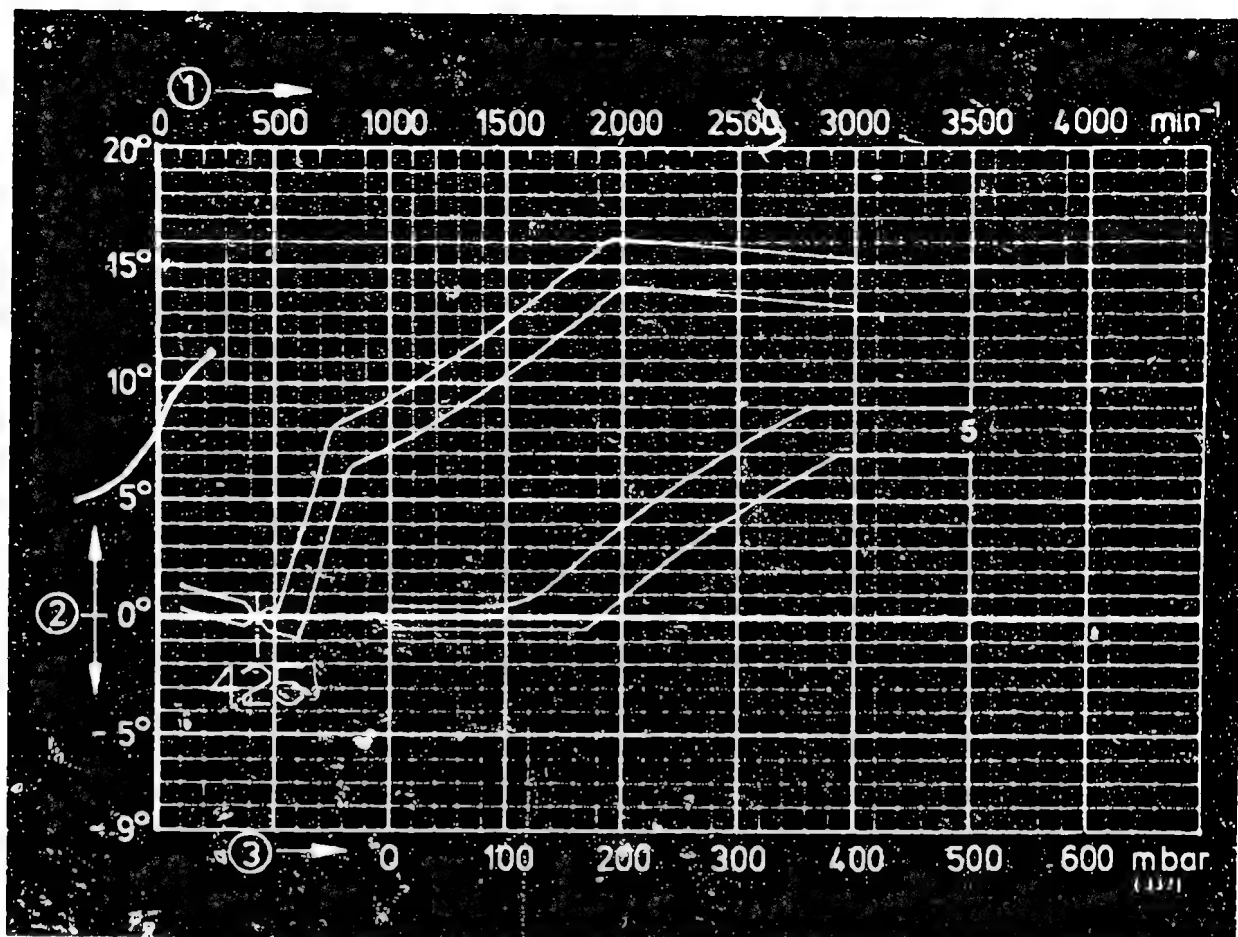
Repair and test instructions: W-237/ 502

**G1**

Test specifications

Ignition distributors 0 237..





0 237 009 016

- 1 = Distributor-shaft speed
- 2 = Distributor-shaft advance
- 3 = Negative gauge pressure (vacuum)
- 5 = Negative gauge pressure (vacuum) advance
- Test adapter KDZV 7202 ZV-I
- Resistance of magnetic-pulse generator 950...1300 Ω
- Air gap min. 0.25 mm
- Addition to tolerance range ± 0.5° dist. shaft

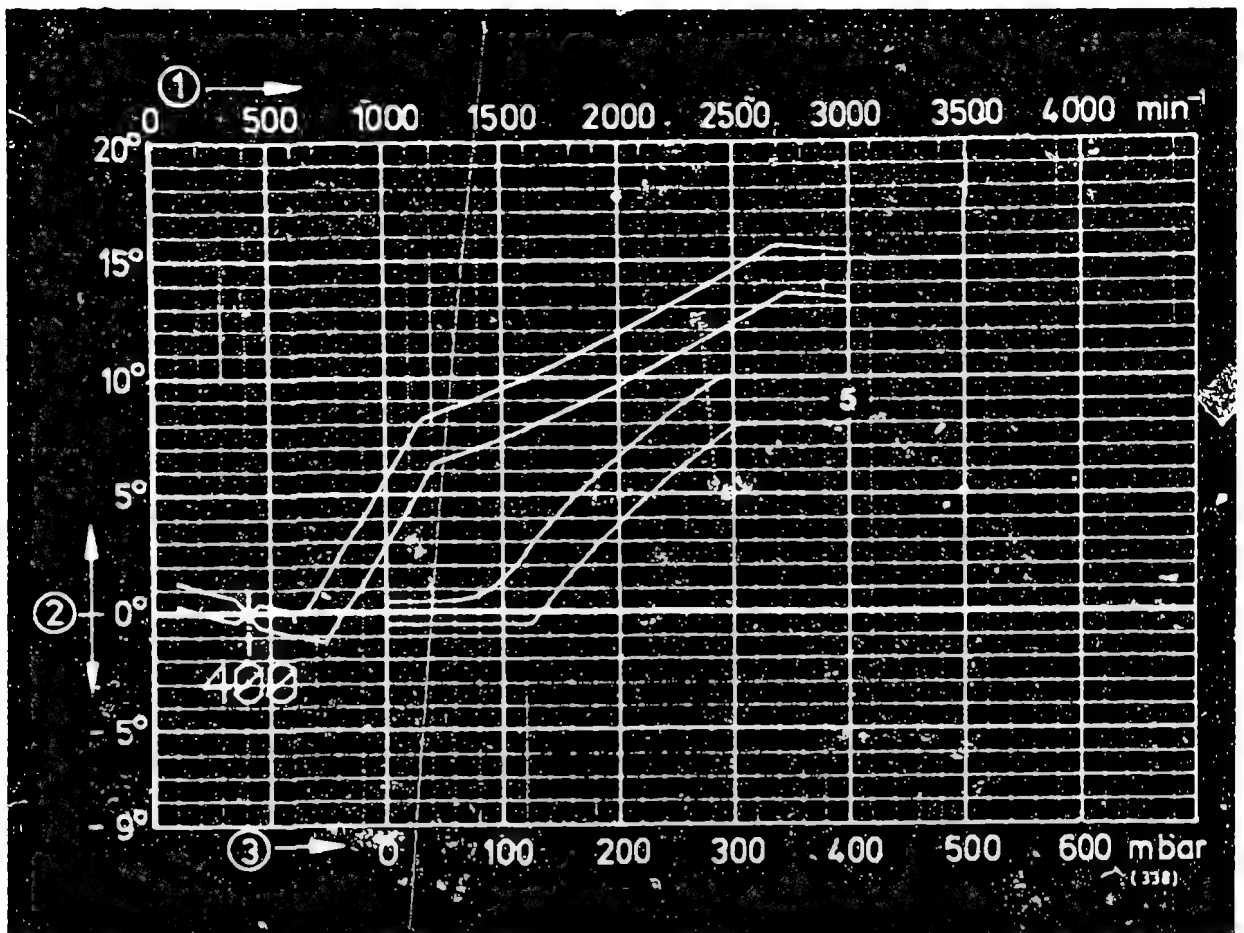
Repair and test instructions: W-237/ 502

**G2**

Test specifications

Ignition distributors 0 237..





0 237 009 017

1 = Distributor-shaft speed

2 = Distributor-shaft advance

3 = Negative gauge pressure (vacuum)

5 = Negative gauge pressure (vacuum) advance

Test adapter KDZV 7202

ZV-I

Resistance of magnetic-pulse generator 950...1300  $\Omega$

Air gap min.

0.25 mm

Addition to tolerance range

$\pm 0.5^\circ$  dist.  
shaft

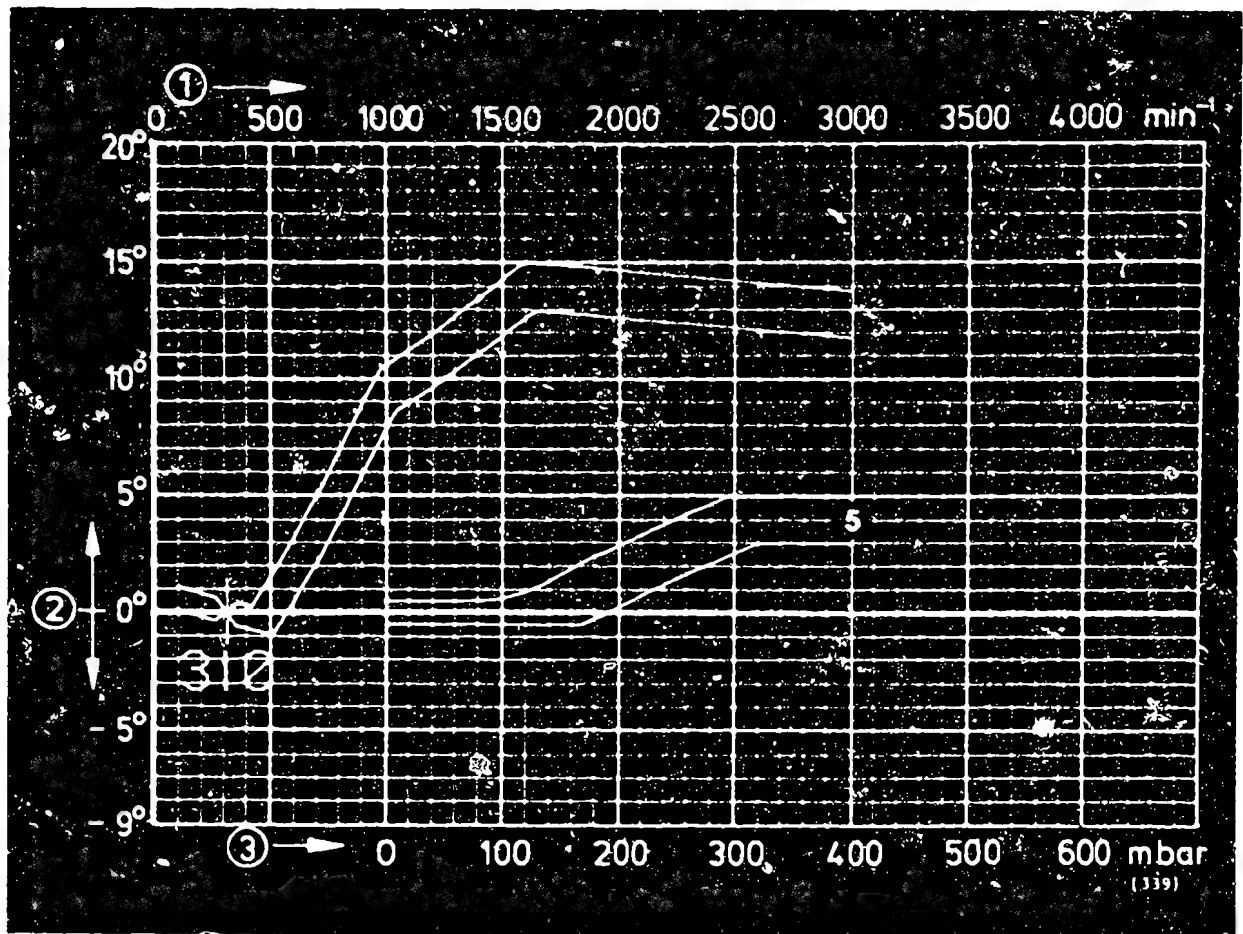
Repair and test instructions: W-237/502

**G3**

Test specifications

Ignition distributors 0 237..





0 237 009 018

- 1 = Distributor-shaft speed
  - 2 = Distributor-shaft advance
  - 3 = Negative gauge pressure (vacuum)
  - 5 = Negative gauge pressure (vacuum) advance
- Test adapter KDZV 7202 ZV-1  
 Resistance of magnetic-pulse generator 950...1300 Ω  
 Air gap min. 0.25 mm  
 Addition to tolerance range ± 0.5° dist. shaft

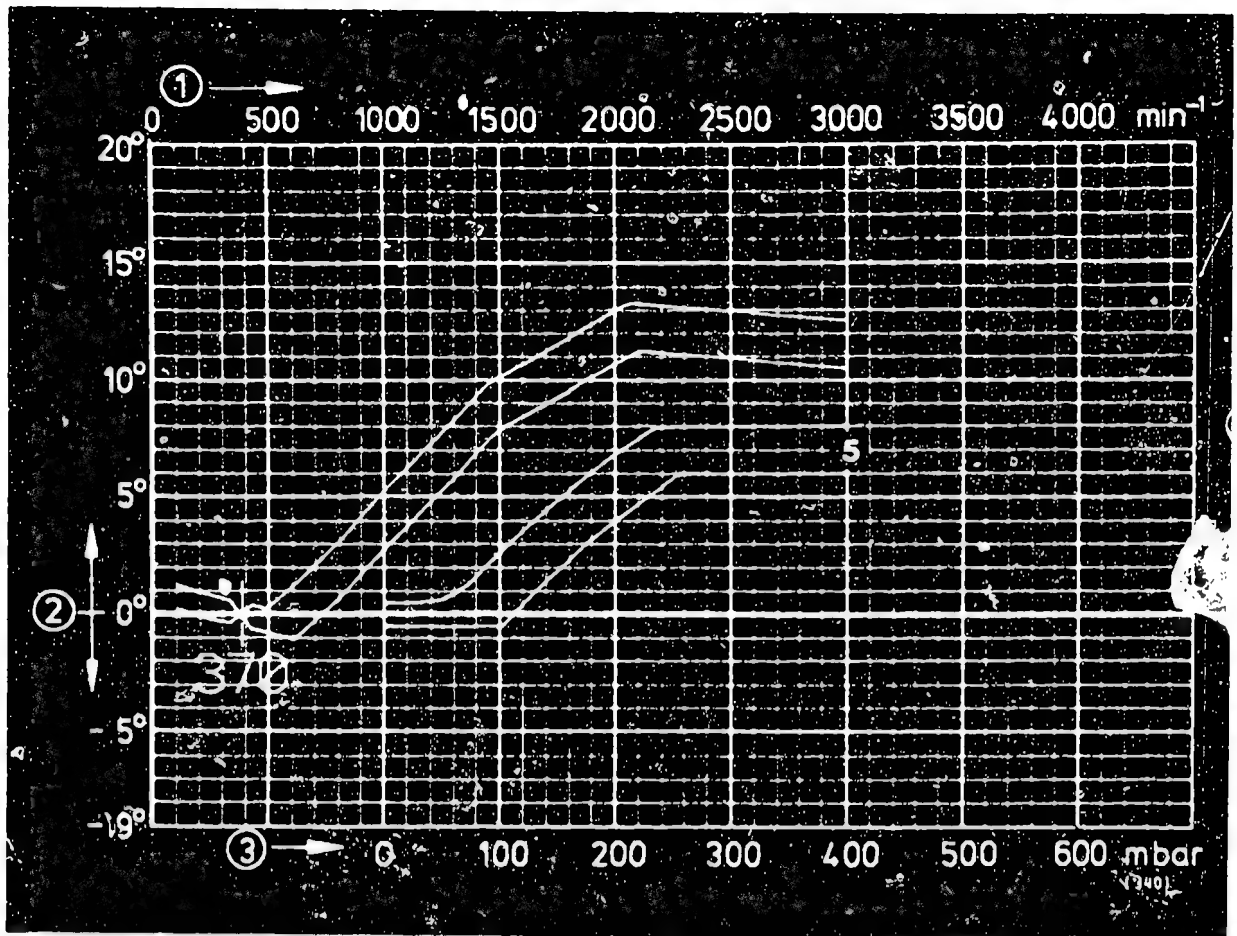
Repair and test instructions: W-237/502

**G4**

Test specifications

Ignition distributors 0 237..





0 237 009 019

1 = Distributor-shaft speed

2 = Distributor-shaft advance

3 = Negative gauge pressure (vacuum)

5 = Negative gauge pressure (vacuum) advance

Test adapter KDZV 7202

ZV-I

Resistance of magnetic-pulse generator

950...1300  $\Omega$

Air gap min.

0.25 mm

Addition to tolerance range

$\pm 0.5^\circ$  dist.  
shaft

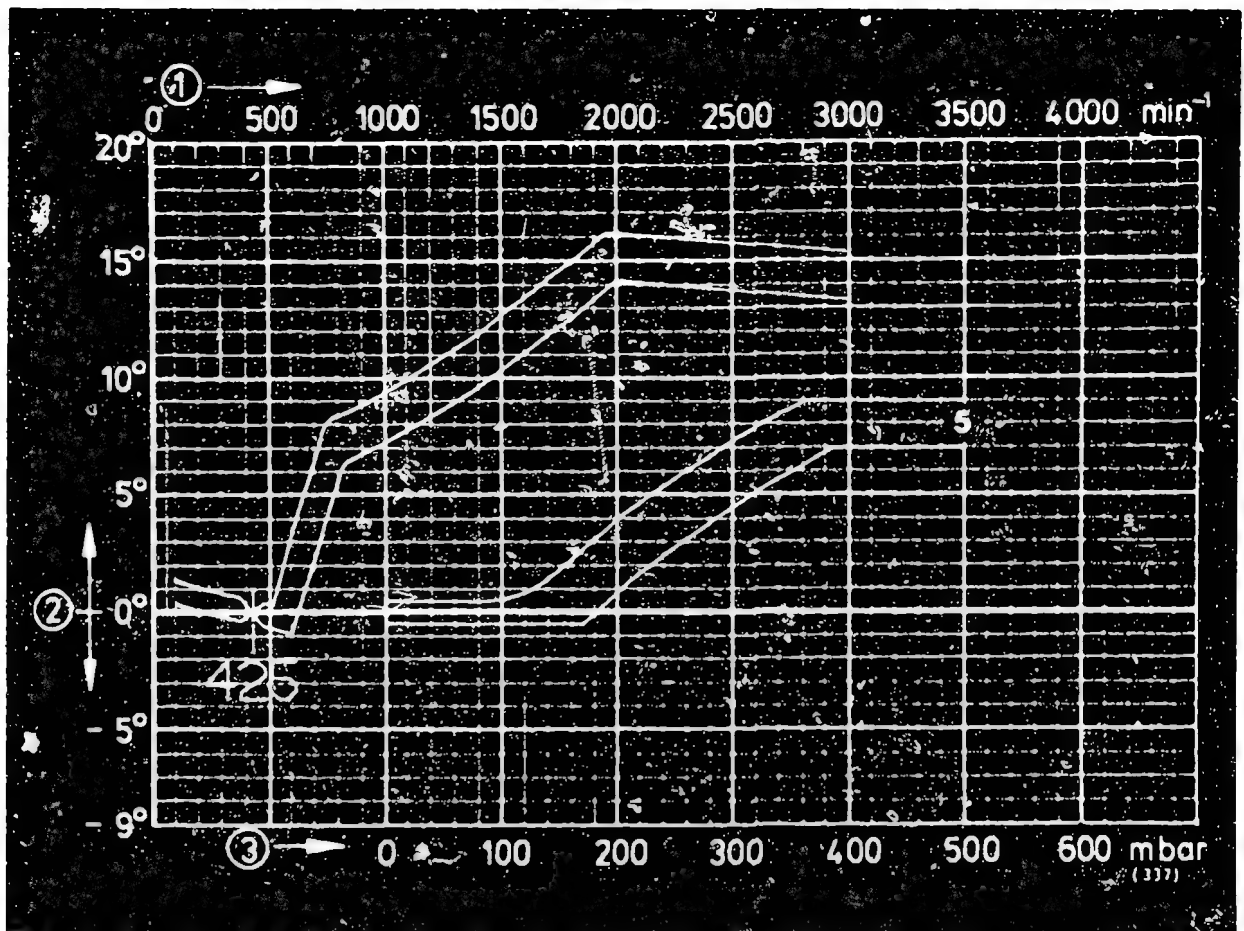
Repair and test instructions: W-237/502

**G5**

Test specifications

Ignition distributors 0 237..





0 237 009 020

1 = Distributor-shaft speed

2 = Distributor-shaft advance

3 = Negative gauge pressure (vacuum)

5 = Negative gauge pressure (vacuum) advance

Test adapter KDZV 7202

ZV-I

Resistance of magnetic-pulse generator

950...1300  $\Omega$

Air gap min.

0.25 mm

Addition to tolerance range

$\pm 0.5^\circ$  dist.  
shaft

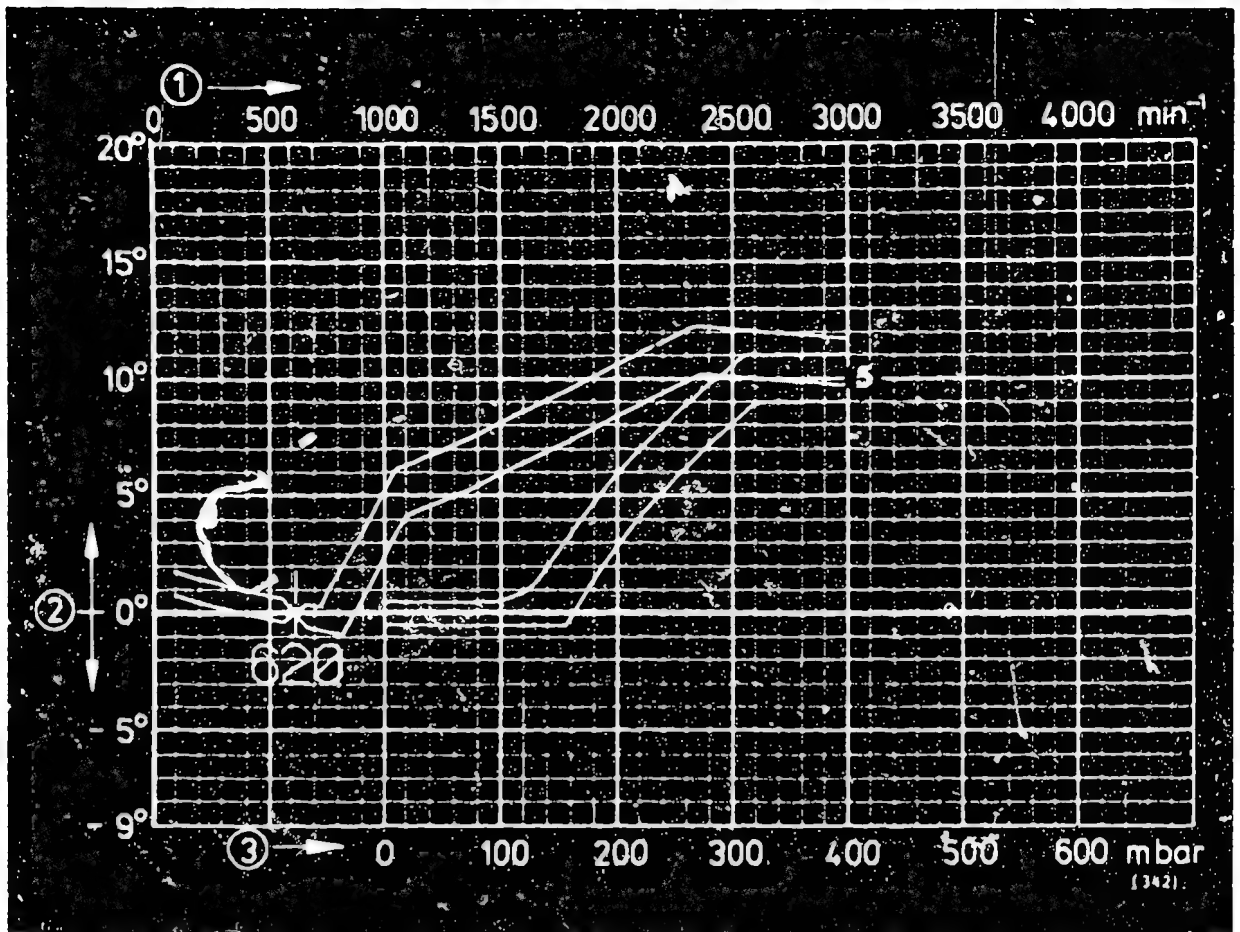
Repair and test instructions: W-237/ 502

**G6**

Test specifications

Ignition distributors 0 237..





0 237 009 022

1 = Distributor-shaft speed

2 = Distributor-shaft advance

3 = Negative gauge pressure (vacuum)

5 = Negative gauge pressure (vacuum) advance

Test adapter KDZV 7202

ZV-I

Resistance of magnetic-pulse generator

950...1300  $\Omega$

Air gap min.

0.25 mm

Addition to tolerance range

$\pm 0.5^\circ$  dist.  
shaft

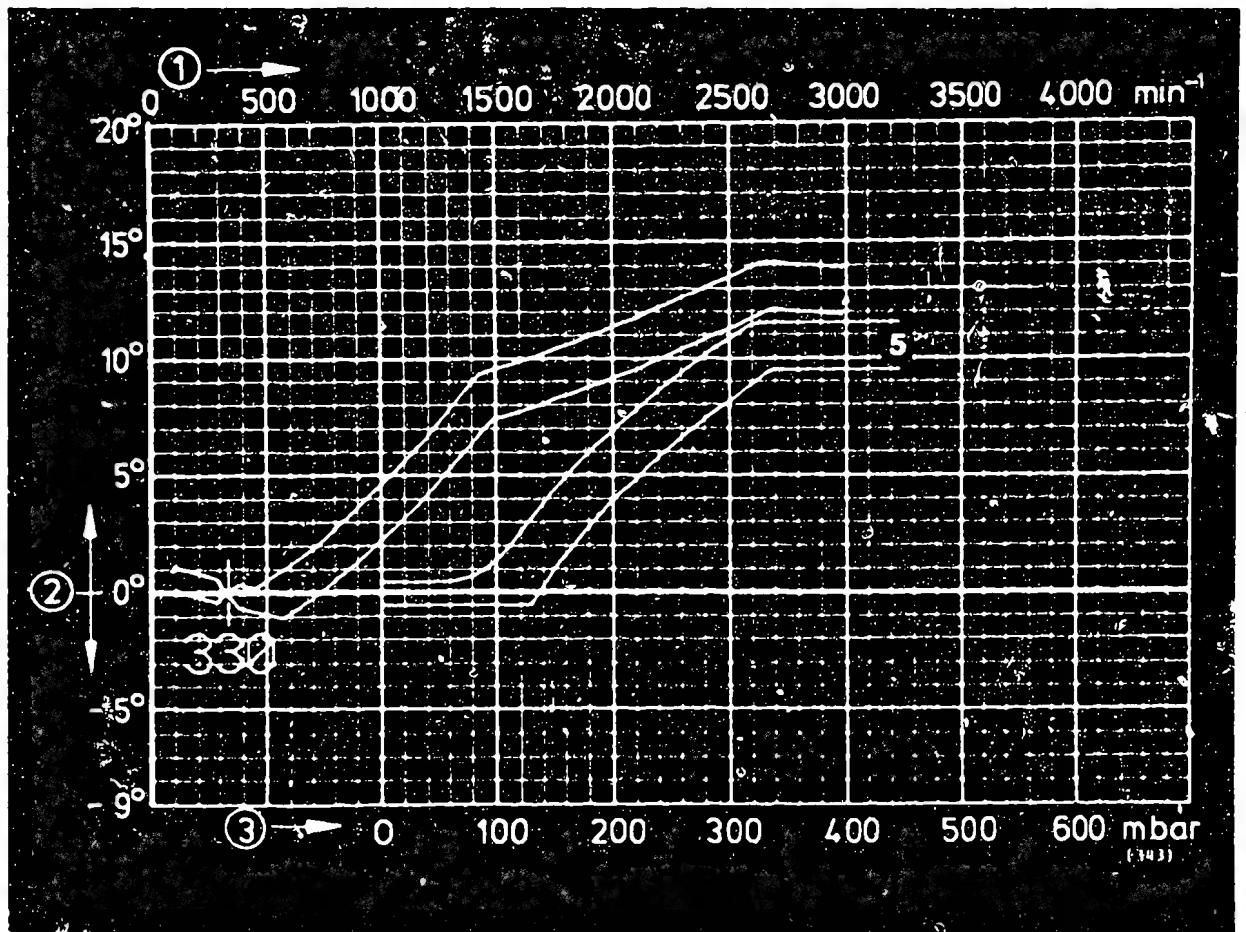
Repair and test instructions: W-237/502

**G7**

Test specifications

Ignition distributors 0 237..





0 237 009 023

1 = Distributor-shaft speed

2 = Distributor-shaft advance

3 = Negative gauge pressure (vacuum)

5 = Negative gauge pressure (vacuum) advance

Test adapter KDZV 7202

ZV-I

Resistance of magnetic-pulse generator

950...1300 Ω

Air gap min.

0.25 mm

Addition to tolerance range

± 0.5° dist.  
shaft

Repair and test instructions: W-237/502

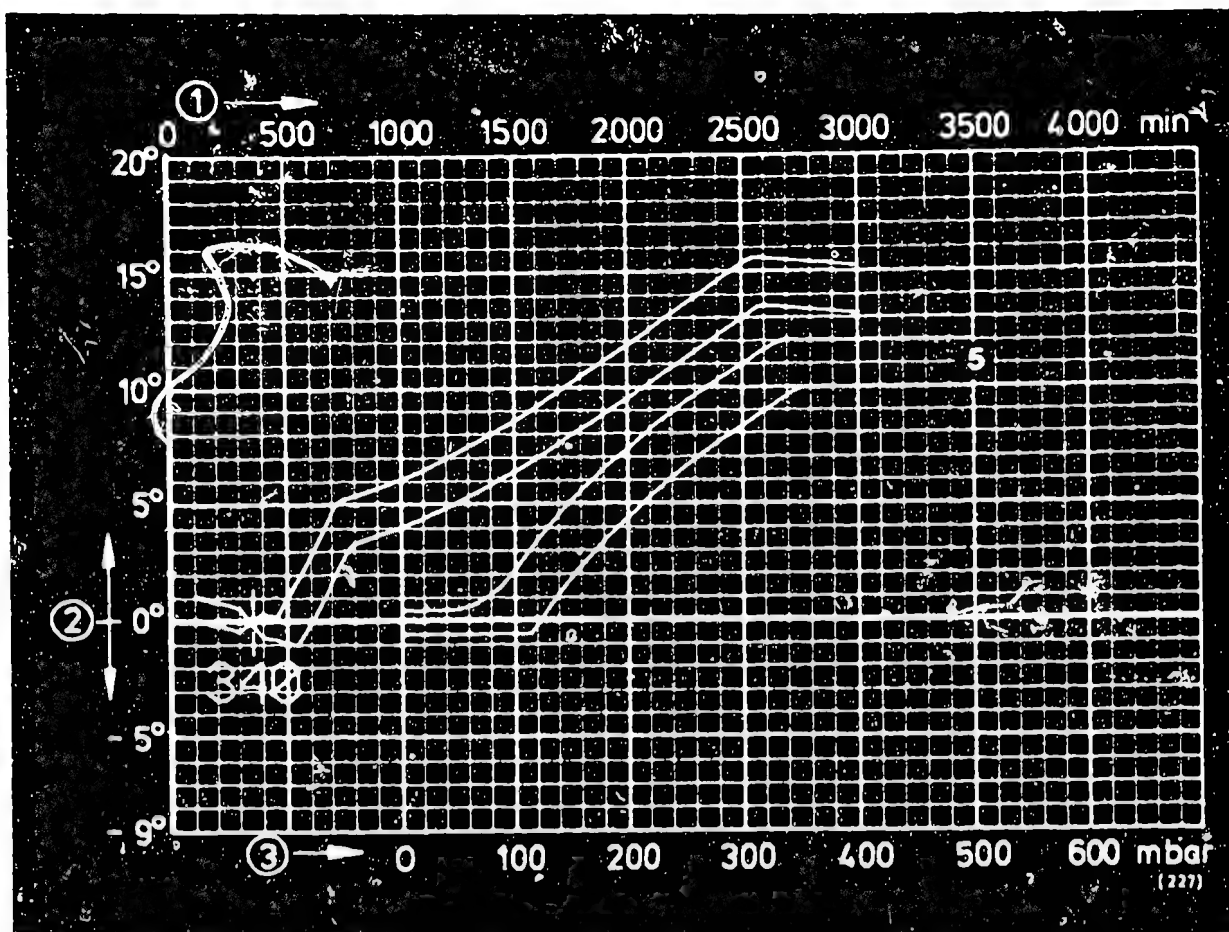
**G8**

Test specifications

Ignition distributors 0 237..







0 237 009 025

1 = Distributor-shaft speed

2 = Distributor-shaft advance

3 = Negative gauge pressure (vacuum)

5 = Negative gauge pressure (vacuum) advance

Test adapter KDZV 7202

ZV-I

Resistance of magnetic-pulse generator

950...1300 Ω

Air gap min.

0.25 mm

Addition to tolerance range

± 0.5° dist. shaft

FD (date of manufacture)

247 →

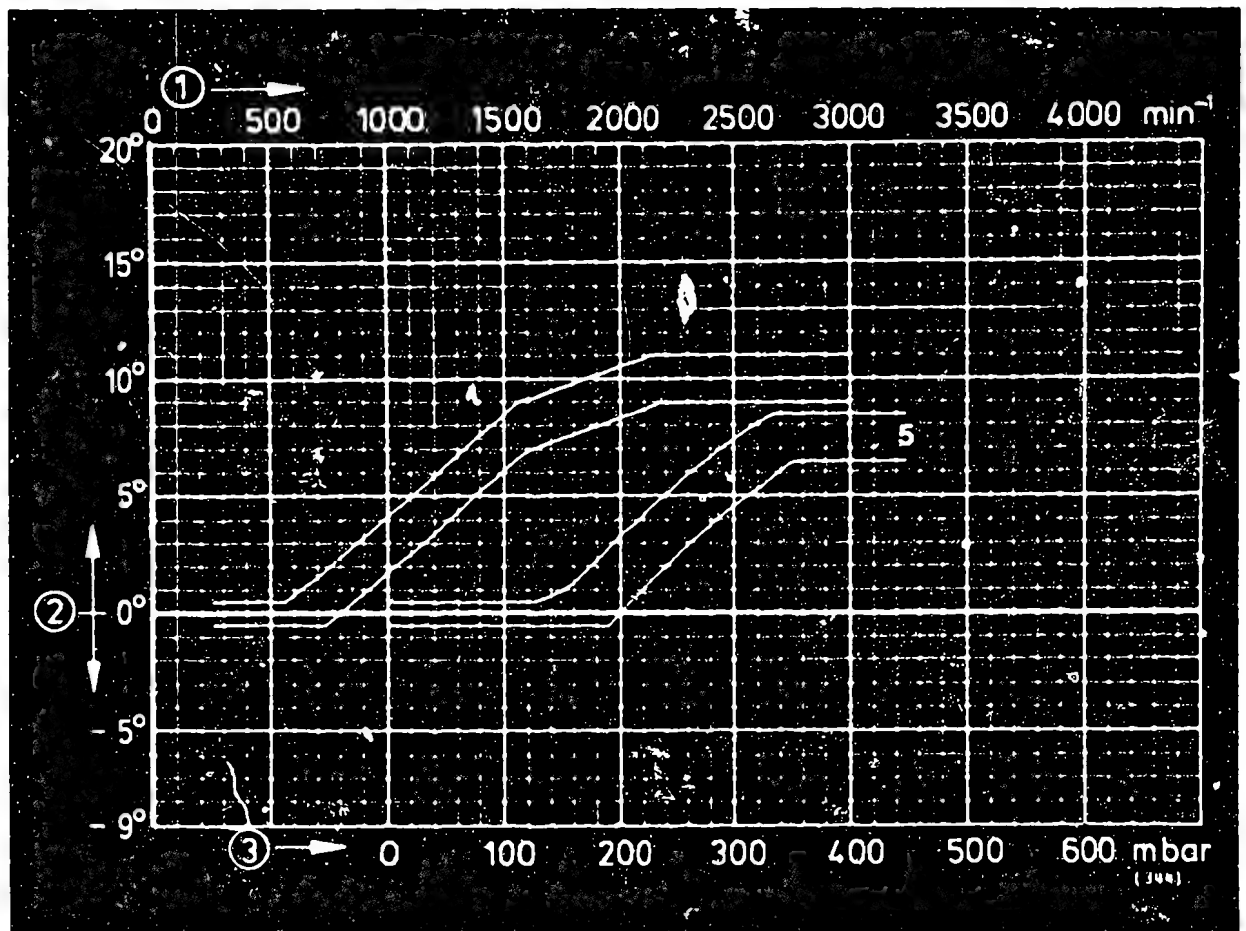
Repair and test instructions: W-237/502

**G9**

Test specifications

Ignition distributors 0 237..





0 237 021 019

- 1 = Distributor-shaft speed
  - 2 = Distributor-shaft advance
  - 3 = Negative gauge pressure (vacuum)
  - 5 = Negative gauge pressure (vacuum) advance
- Test adapter KDZV 7202 ZV-H  
 Addition to tolerance range  $\pm 0.5^{\circ}$  dist. shaft

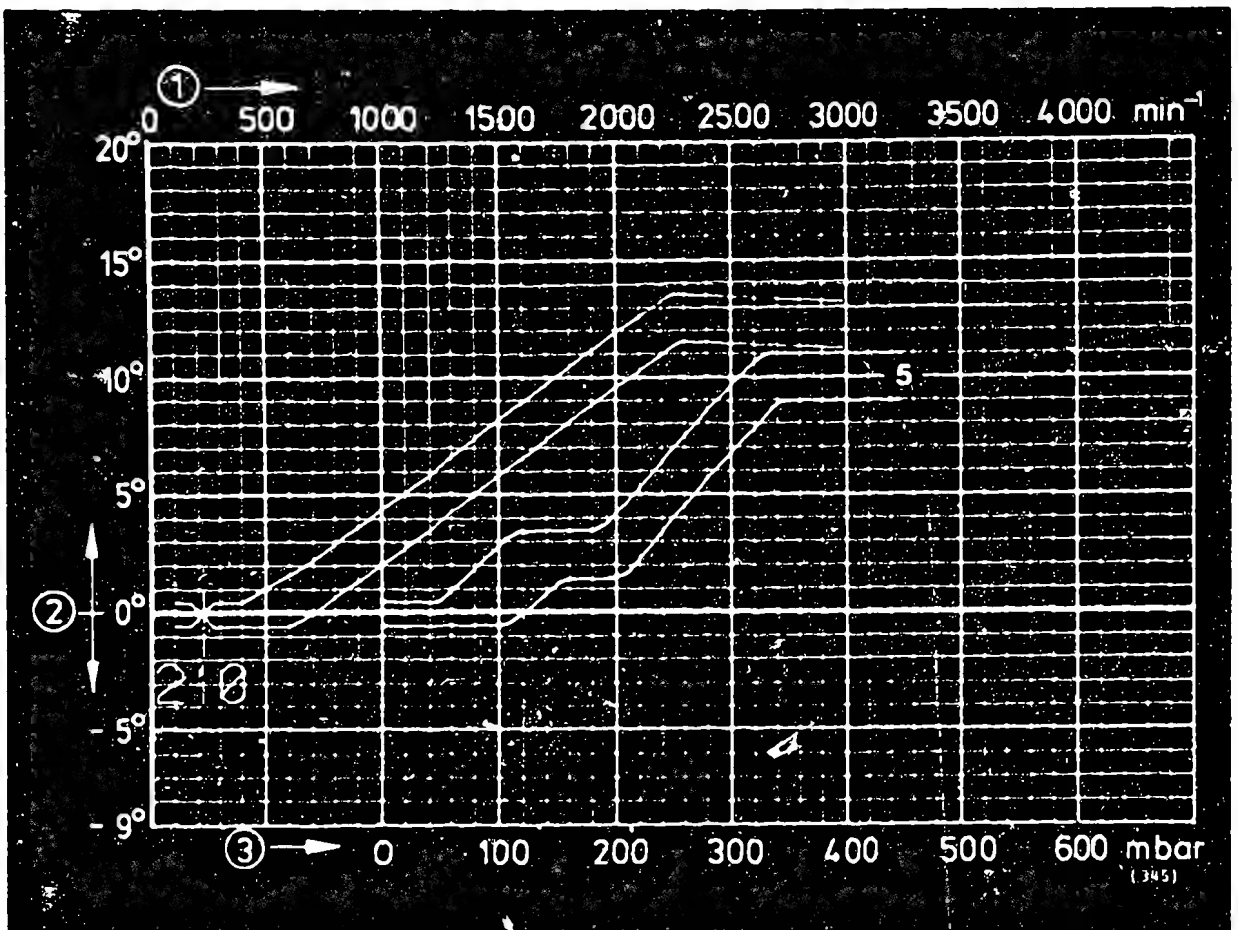
Repair and test instructions: W-237/500

**G 10**

Test specifications

Ignition distributors 0 237..





0 237 022 030

- 1 = Distributor-shaft speed
  - 2 = Distributor-shaft advance
  - 3 = Negative gauge pressure (vacuum)
  - 5 = Negative gauge pressure (vacuum) advance
- Test adapter KDZV 7202 ZV-H  
 Addition to tolerance range  $\pm 0.5^\circ$  dist. shaft

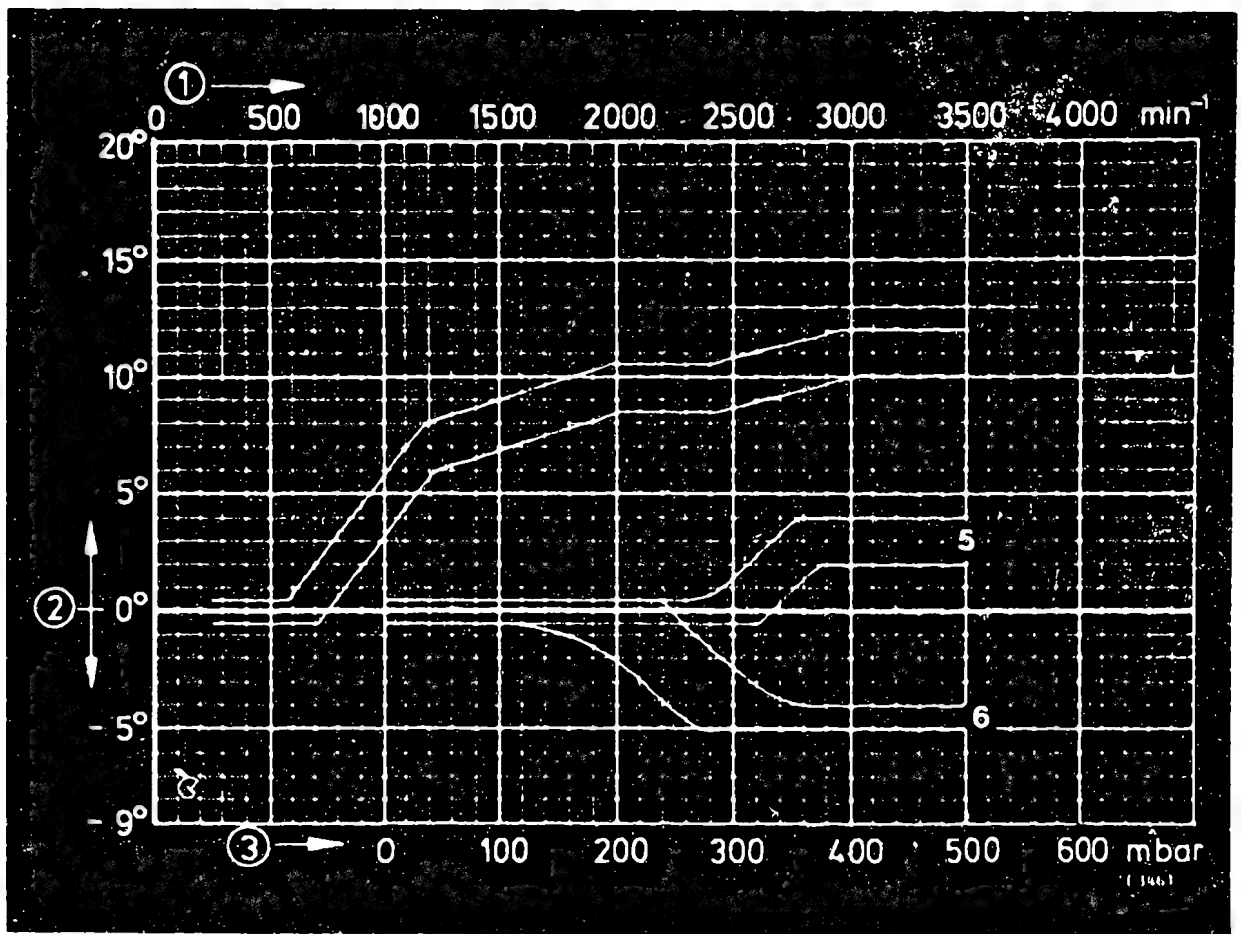
Repair and test instructions: W-237/500

**G11**

Test specifications

Ignition distributors 0 237..





0 237 023 017/018

- 1 = Distributor-shaft speed
  - 2 = Distributor-shaft advance
  - 3 = Negative gauge pressure (vacuum)
  - 5 = Negative gauge pressure (vacuum) advance
  - 6 = Negative gauge pressure (vacuum) retard
- Test adapter KDZV 7202 ZV-H  
 Addition tolerance range  $\pm 0.5^{\circ}$  dist. shaft

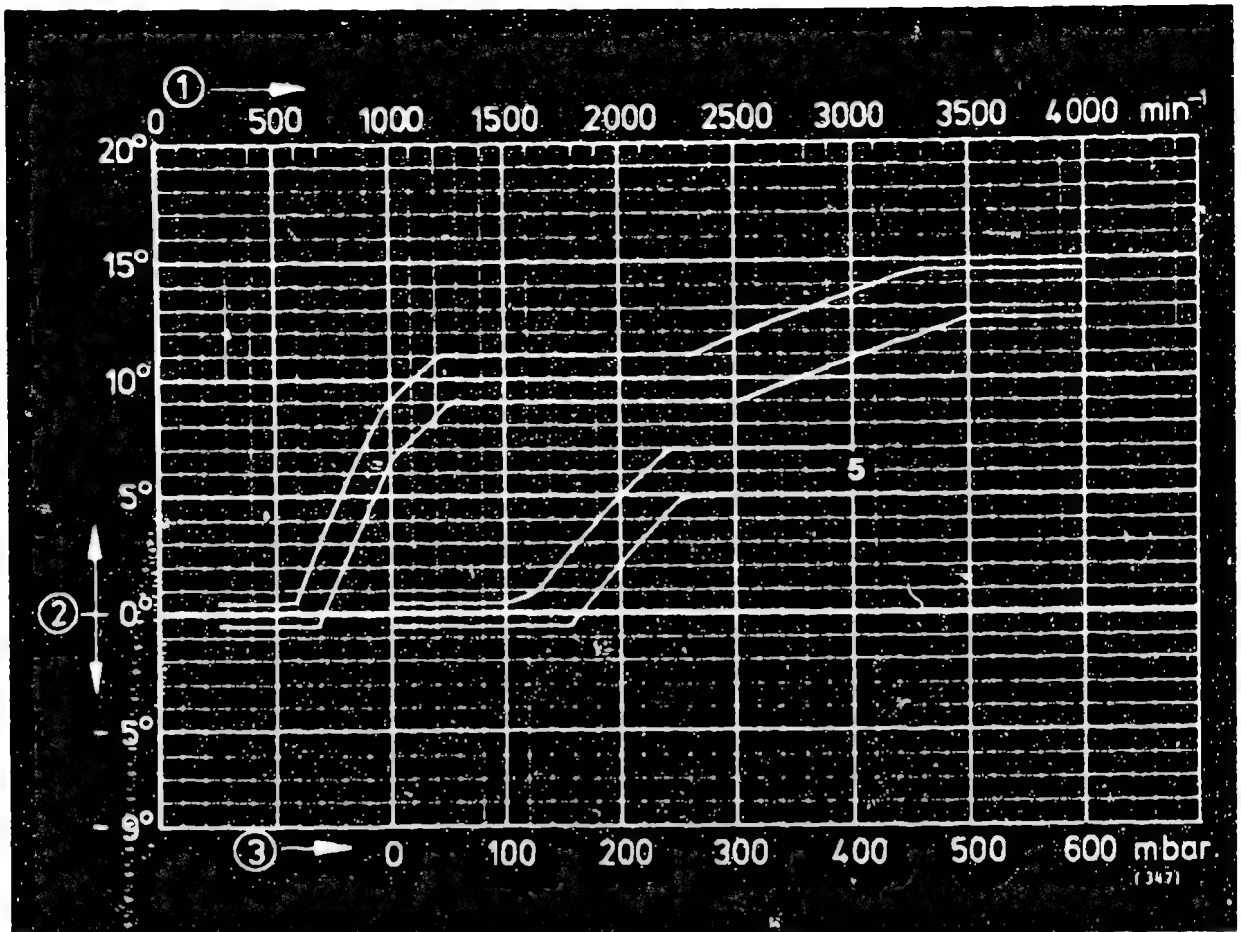
Repair and test instructions: W-237/ 500

**G 12**

Test specifications

Ignition distributors 0 237..





0 237 030 005/ 006

1 = Distributor-shaft speed

2 = Distributor-shaft advance

3 = Negative gauge pressure (vacuum)

5 = Negative gauge pressure (vacuum) advance

Test adapter KDZV 7202

ZV-H

Addition to tolerance range

± 0.5° dist.  
shaft

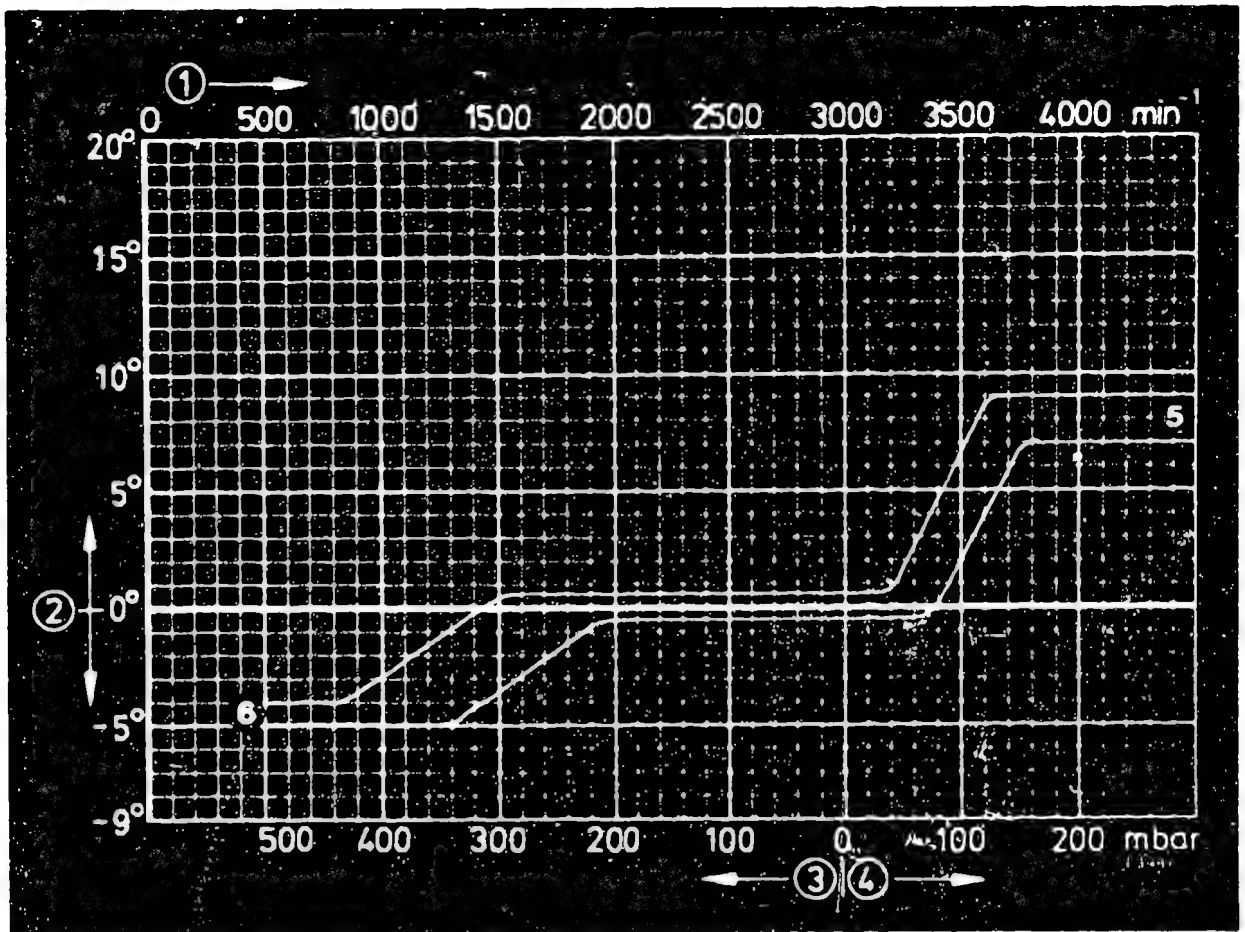
Repair and test instructions: W-237/500

**G 13**

Test specifications

Ignition distributors 0 237..





0 237 035 001

- 1 = Distributor-shaft speed
- 2 = Distributor-shaft advance
- 3 = Negative gauge pressure (vacuum)
- 4 = Gauge pressure
- 5 = Negative gauge pressure (vacuum) advance
- 6 = Negative gauge pressure (vacuum) retard

Test adapter KDZV 7202  
 Addition to tolerance range

ZV-H  
 $\pm 0.5^\circ$  dist.  
 shaft

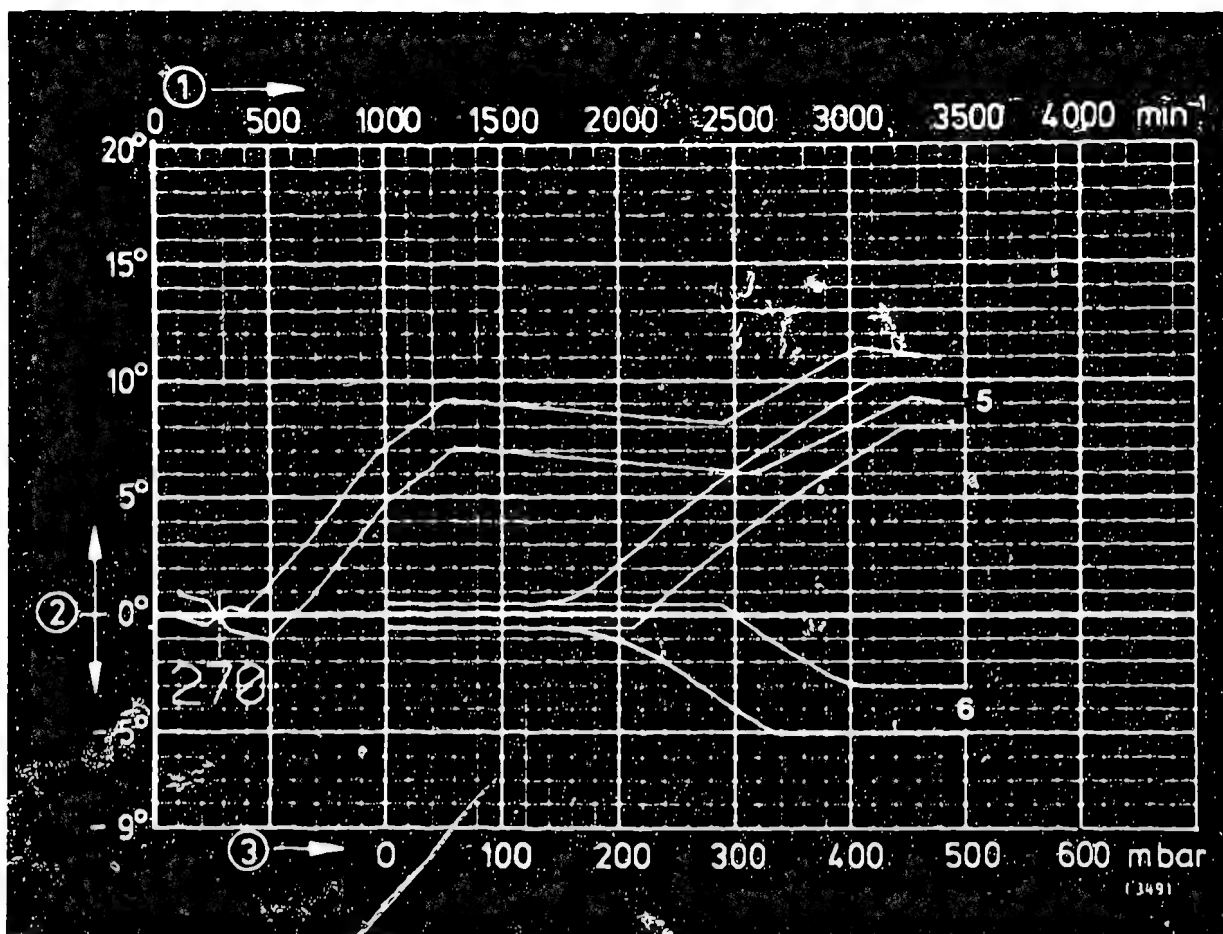
Repair and test instructions: W-237/ 500

**G14**

Test specifications

Ignition distributors 0 237 ..





0 237 302 033

- 1 = Distributor-shaft speed
- 2 = Distributor-shaft advance
- 3 = Negative gauge pressure (vacuum)
- 5 = Negative gauge pressure (vacuum) advance
- 6 = Negative gauge pressure (vacuum) retard
- Test adapter KDZV 7202 ZV-I
- Resistance of magnetic-pulse generator 950...1300Ω
- Air gap min. 0.40 mm
- Addition to tolerance range ± 0.5° dist.shaft
- Cut-out speed of limiter 3230 to 3430 min<sup>-1</sup>

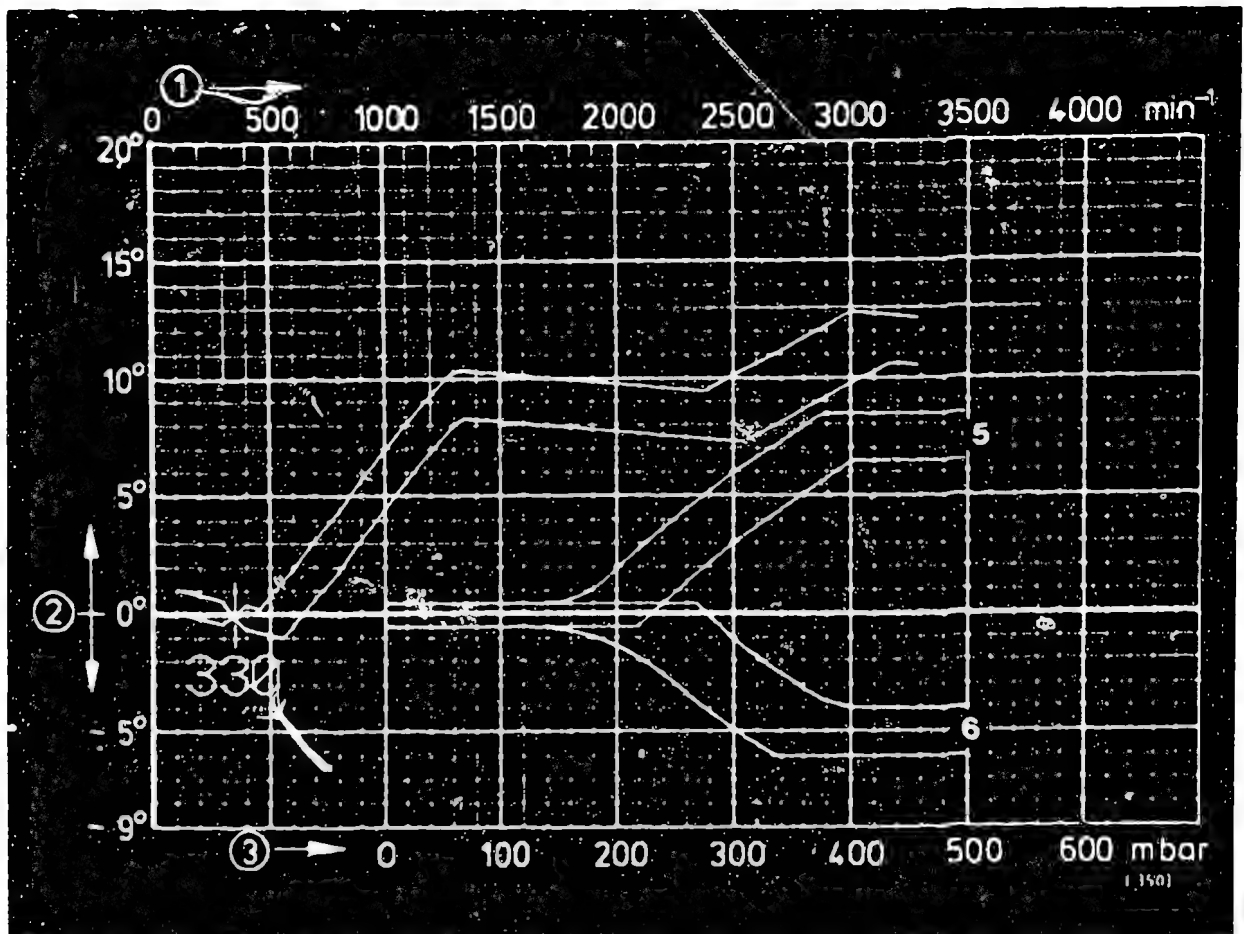
Repair and test instructions: W-237/ 503

Clamping flange: 1 685 720 214  
 Driver: 1 686 400 003

**G15**

Test specifications  
 Ignition distributors 0 237..





0 237 302 035

- 1 = Distributor-shaft speed
- 2 = Distributor-shaft advance
- 3 = Negative gauge pressure (vacuum)
- 5 = Negative gauge pressure (vacuum) advance
- 6 = Negative gauge pressure (vacuum) retard
- Test adapter KDZV 7202 ZV-I
- Resistance of magnetic-pulse generator 950...1300  $\Omega$
- Air gap min. 0.40 mm
- Addition to tolerance range  $\pm 0.5^\circ$  dist.shaft
- Cut-out speed of limiter 3140 to 3330  $\text{min}^{-1}$

Repair and test instructions: W-237/ 503

Clamping flange: 1 685 720 214  
 Driver: 1 686 400 003

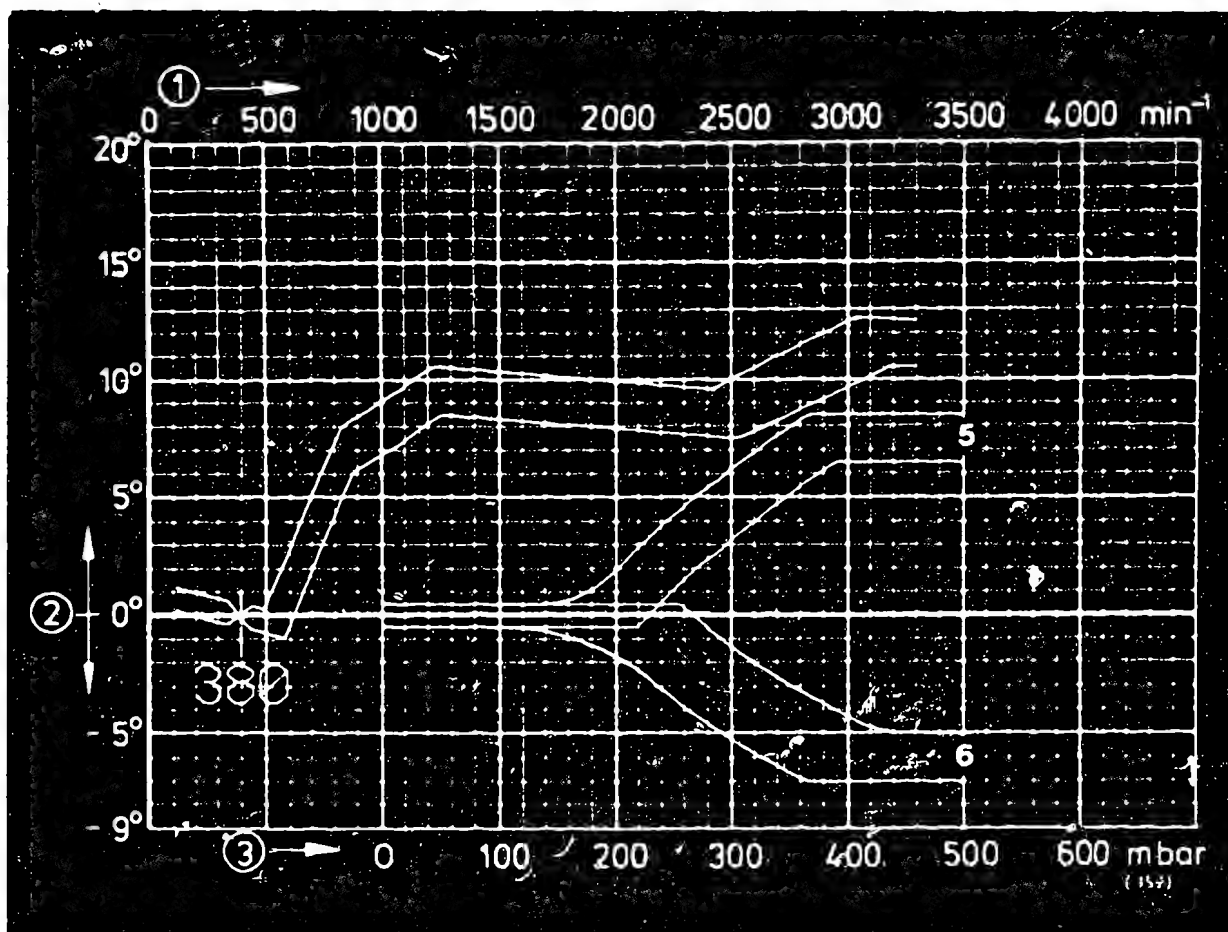
**G 16**

Test specifications  
 Ignition distributors 0 237..









0 237 302 037

1 = Distributor-shaft speed

2 = Distributor-shaft advance

3 = Negative gauge pressure (vacuum)

5 = Negative gauge pressure (vacuum) advance

6 = Negative gauge pressure (vacuum) retard

Test adapter KDZV 7202

ZV-I

Resistance of magnetic-pulse generator 950...1300  $\Omega$

Air gap min.

0.40 mm

Addition to tolerance range

$\pm 0.5^\circ$  dist.shaft

Cut-out speed of limiter

3140 to 3330  $\text{min}^{-1}$

Repair and test instructions: W-237/503

Clamping flange:

1 685 720 214

Driver:

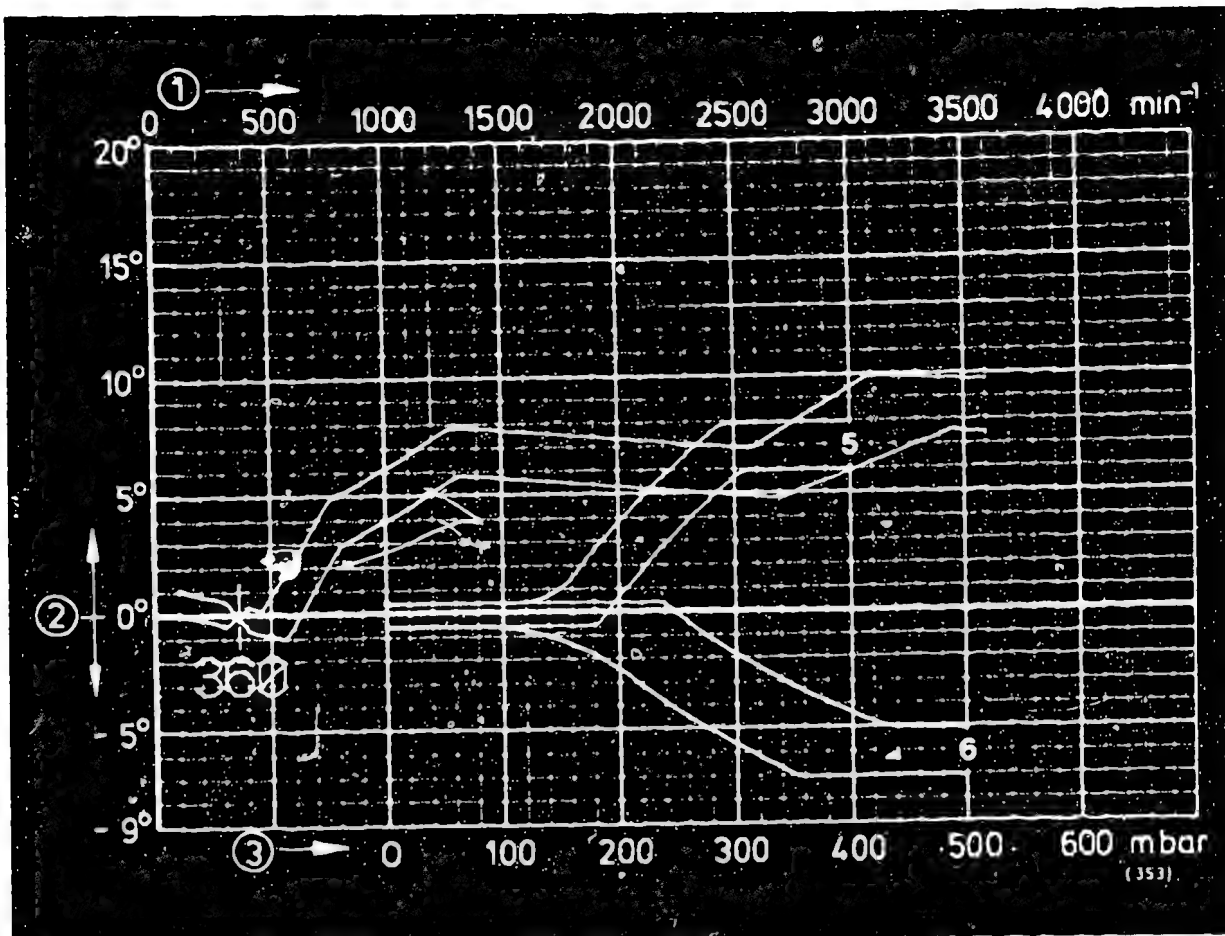
1 686 400 003

**G18**

Test specifications

Ignition distributors 0 237..





0 237 302 038

1 = Distributor-shaft speed

2 = Distributor-shaft advance

3 = Negative gauge pressure (vacuum)

5 = Negative gauge pressure (vacuum) advance

6 = Negative gauge pressure (vacuum) retard

Test adapter KDZV 7202

ZV-I

Resistance of magnetic-pulse generator 950...1300 Ω

Air gap min.

0.40 mm

Addition to tolerance range

± 0.5° dist.shaft

Cut-out speed of limiter

3140 to 3330 min<sup>-1</sup>

Repair and test instructions: W-237/503

Clamping flange:

1 685 720 214

Driver:

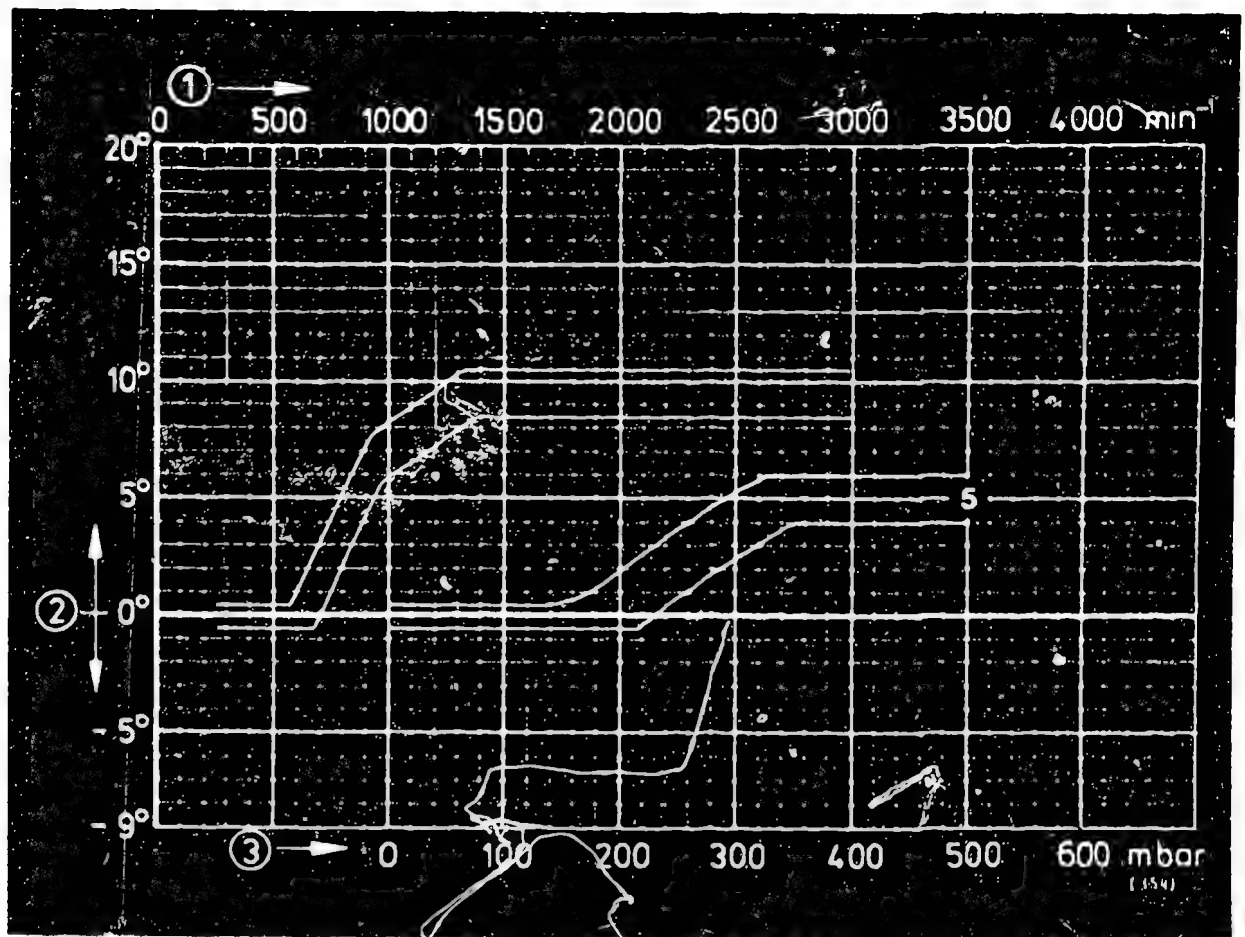
1 686 400 003

**G19**

Test specifications

Ignition distributors 0 237..





G 237 320 001

- 1 = Distributor-shaft speed
- 2 = Distributor-shaft advance
- 3 = Negative gauge pressure (vacuum)
- 5 = Negative gauge pressure (vacuum) advance
- Test adapter KDZV 7202 ZV-H
- Addition to tolerance range ± 0.5° dist.shaft
- FD (date of manufacture) 251 →

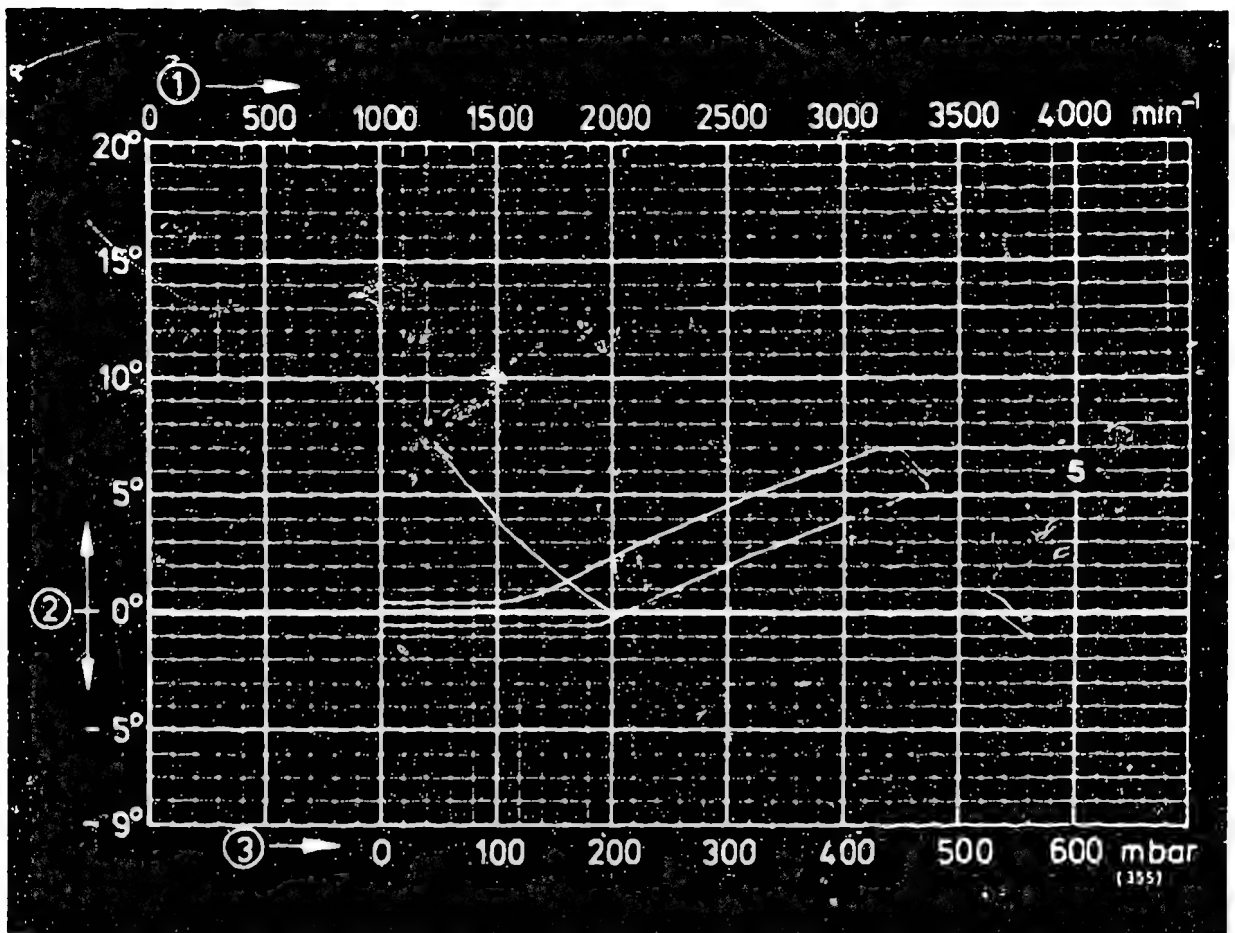
Repair and test instructions: W-237/501

**G 20**

Test specifications

Ignition distributors 0 237..





0 237 322 001

1 = Distributor-shaft speed

2 = Distributor-shaft advance

3 = Negative gauge pressure (vacuum)

5 = Negative gauge pressure (vacuum) advance

Test adapter KDZV 7202

ZV-H

Addition to tolerance range

± 0.5° dist.shaft

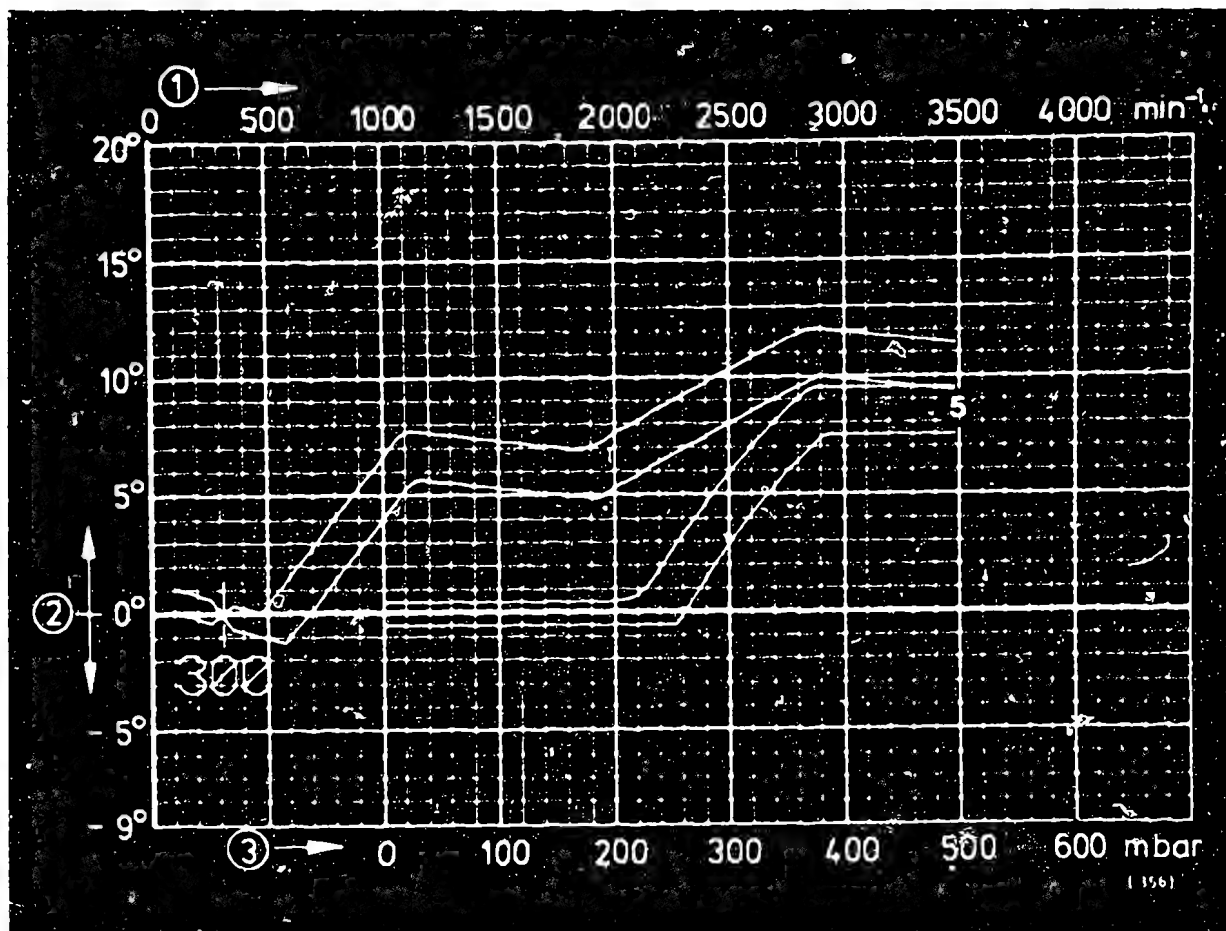
Repair and test instructions: W-237/501

**G21**

Test specifications

Ignition distributors 0 237..





0 237 401 019

1 = Distributor-shaft speed

2 = Distributor-shaft advance

3 = Negative gauge pressure (vacuum)

5 = Negative gauge pressure (vacuum) advance

Test adapter KDZV 7202

ZV-I

Resistance of magnetic-pulse generator

520...700 Ω

Air gap min.

0,40 mm

Addition to tolerance range

± 0.5° dist.  
shaft

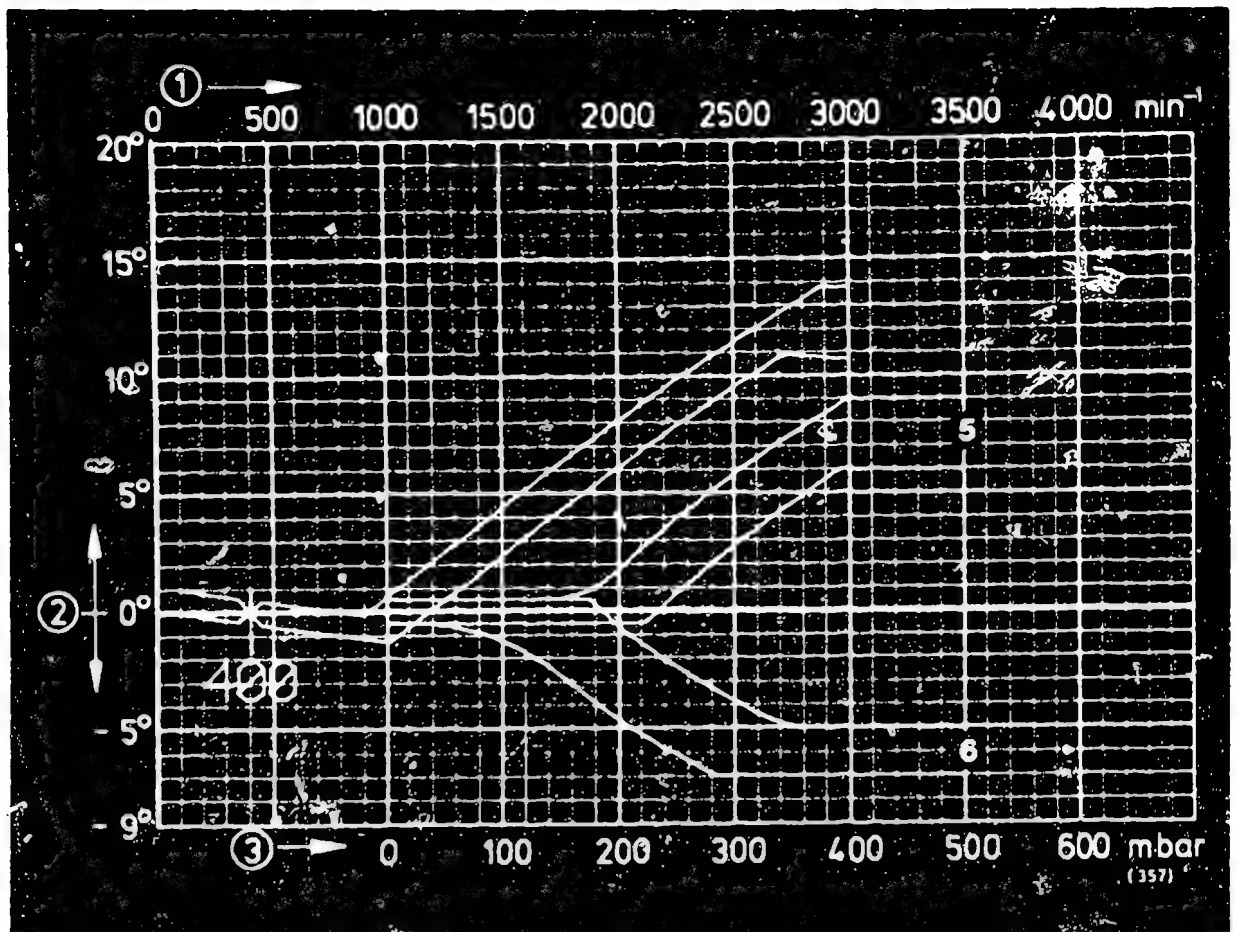
Repair and test instructions: W-237/503

**G22**

Test specifications

Ignition distributors 0 237..





0 237 600 052

1 = Distributor-shaft speed

2 = Distributor-shaft advance

3 = Negative gauge pressure (vacuum)

5 = Negative gauge pressure (vacuum) advance

6 = Negative gauge pressure (vacuum) retard

Test adapter KDZV 7202

Resistance of magnetic-pulse generator ZV-I 690...940  $\Omega$

Air gap min. 0,10 mm

Addition to tolerance range

$\pm 0.5^\circ$  dist.shaft

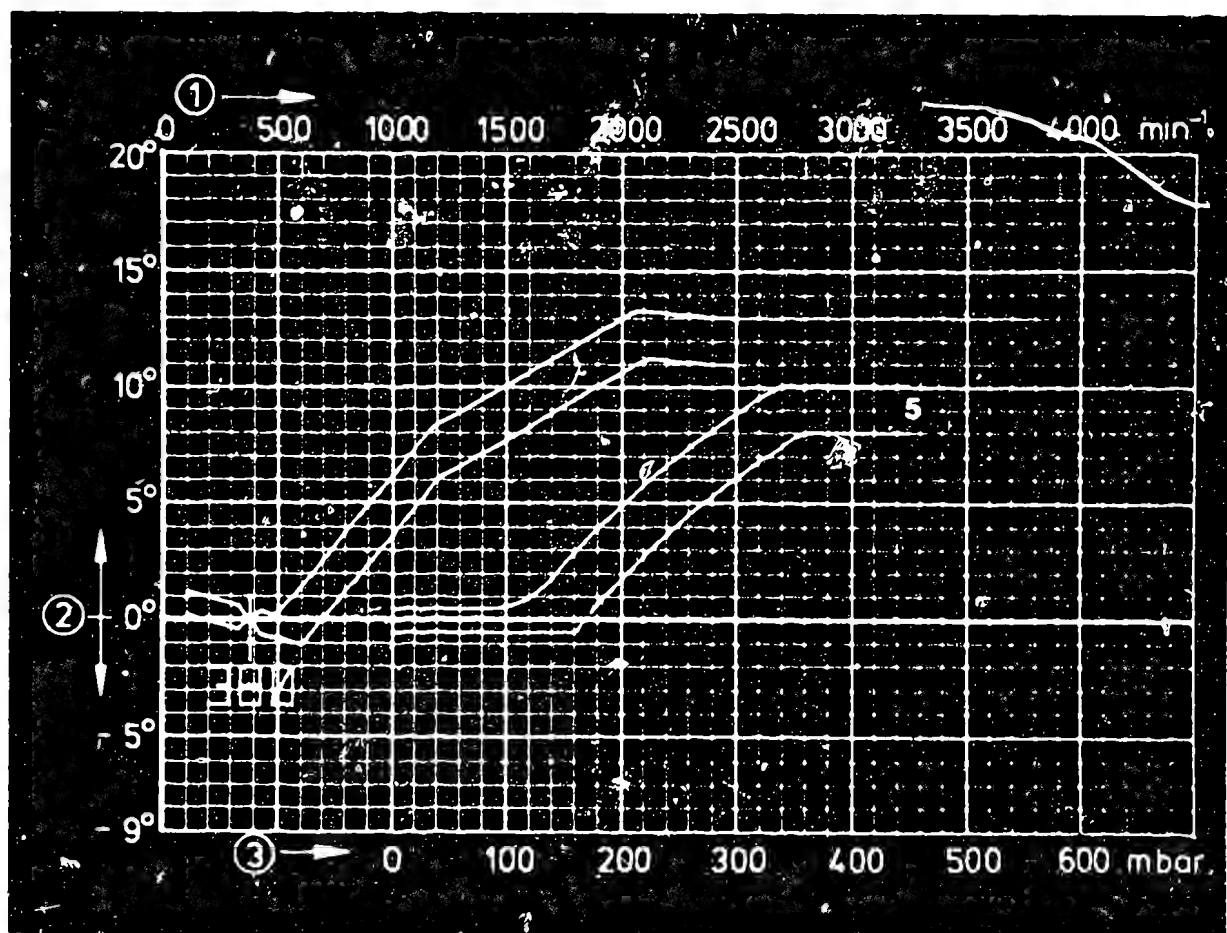
Repair and test instructions: W-237/503

**G 23**

Test specifications

Ignition distributors 0 237..





0 237 002 065

- 1 = Distributor-shaft speed
- 2 = Distributor-shaft advance
- 3 = Negative gauge pressure (vacuum)
- 5 = Negative gauge pressure (vacuum) advance

Test adapter KDZV 7202

Resistance of magnetic-pulse generator

Air gap min.

Addition to tolerance range

ZV-I

950...1300  $\Omega$

0,22 mm


$\pm 0.5^\circ$  dist.  
shaft

Repair and test instructions: W-237/502

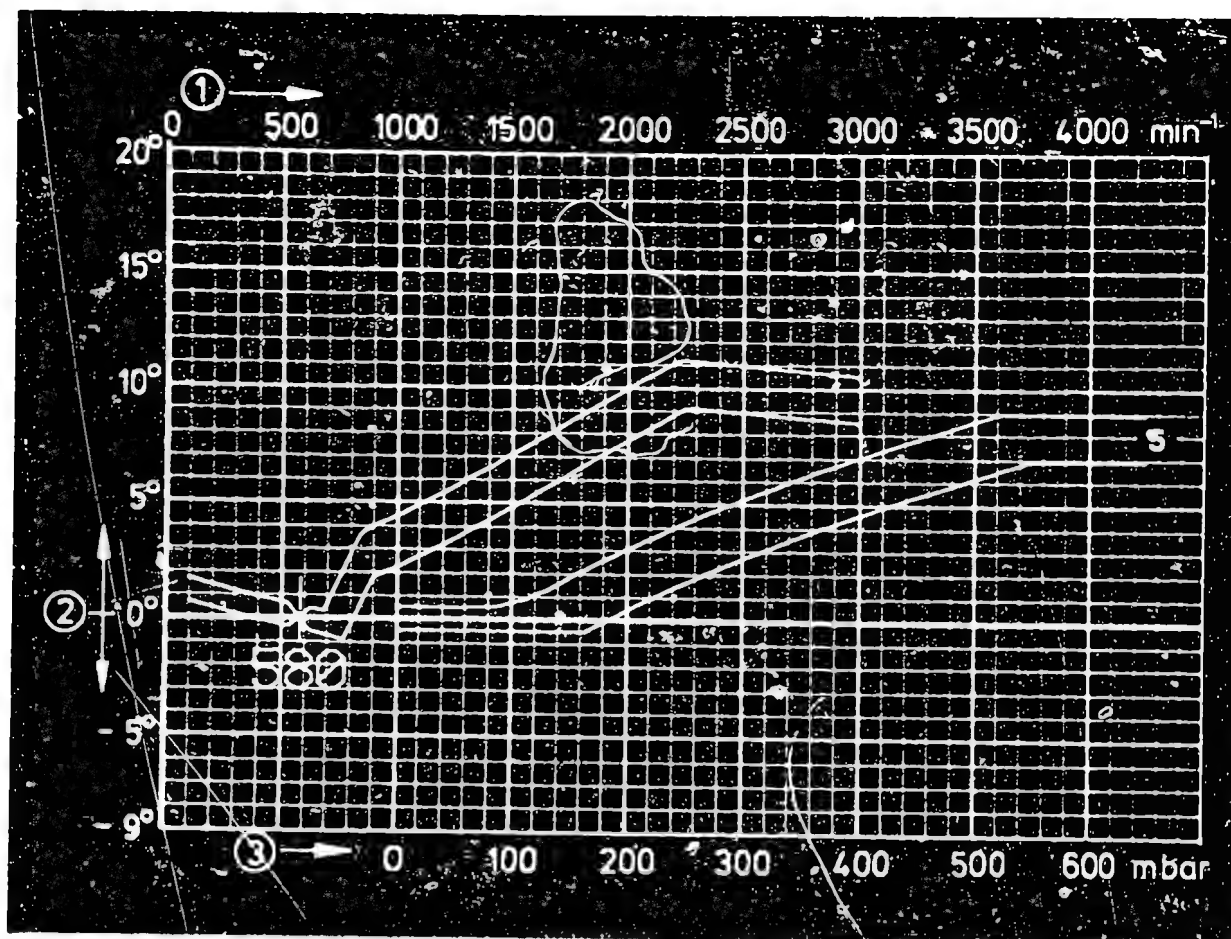
**G24**

Test specifications

Ignition distributors 0 237..







0 237 002 073

- 1 = Distributor-shaft speed
- 2 = Distributor-shaft advance
- 3 = Negative gauge pressure (vacuum)
- 5 = Negative gauge pressure (vacuum) advance

Test adapter KDZV 7202

Resistance of magnetic-pulse generator

Air gap min.

Addition to tolerance range

ZV-I

950...1300  $\Omega$

0,25 mm

$\pm 0.5^\circ$  dist.  
shaft

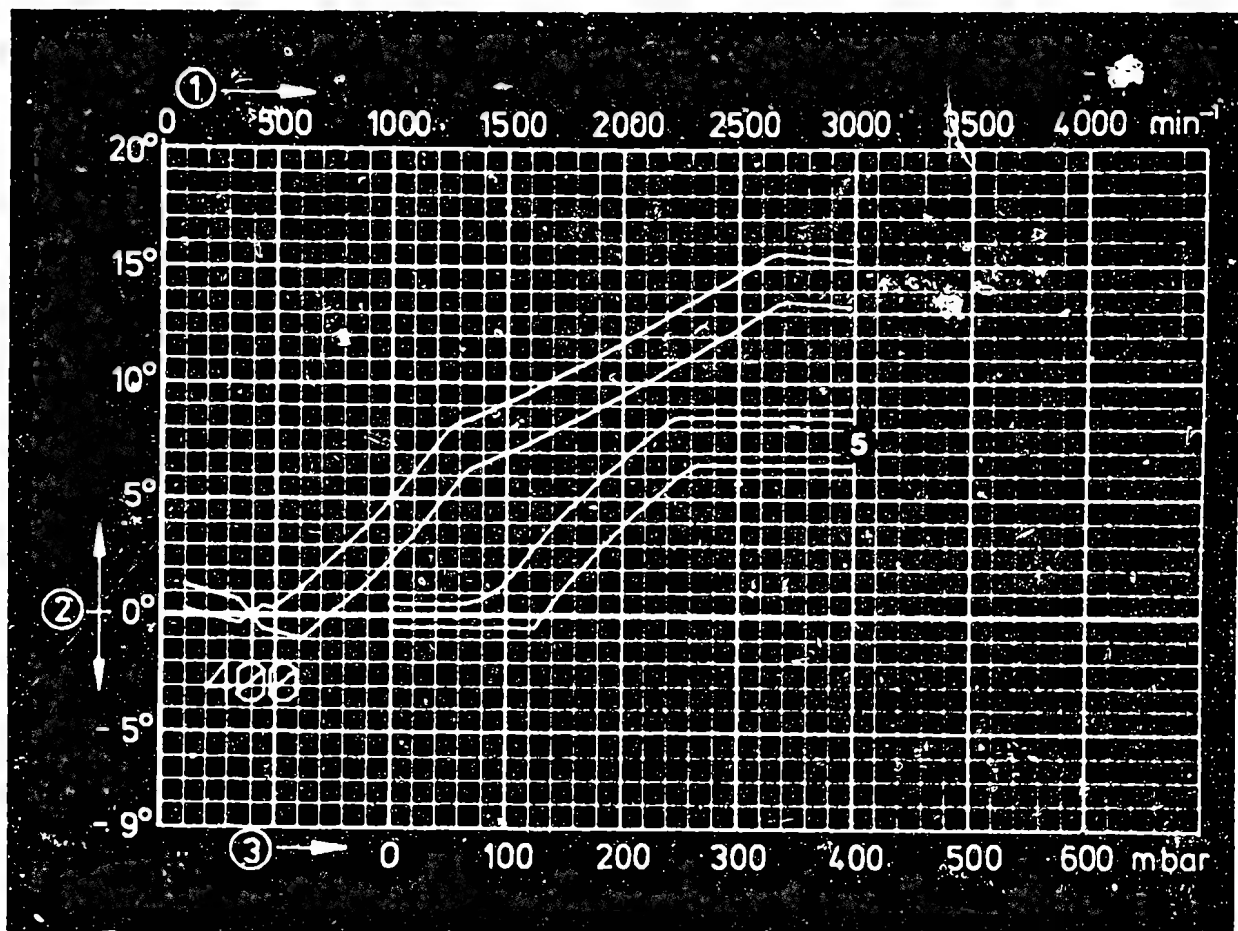
Repair and test instructions: W-237/502

**H1**

Test specifications

Ignition distributors 0 237..





0 237 002 075

- 1 = Distributor-shaft speed
- 2 = Distributor-shaft advance
- 3 = Negative gauge pressure (vacuum)
- 5 = Negative gauge pressure (vacuum) advance

Test adapter KDZV 7202	ZV-I
Resistance of magnetic-pulse generator	950...1300 Ω
Air gap min.	0,25 mm
Addition to tolerance range	± 0.5° dist. shaft

Repair and test instructions: W-237/502

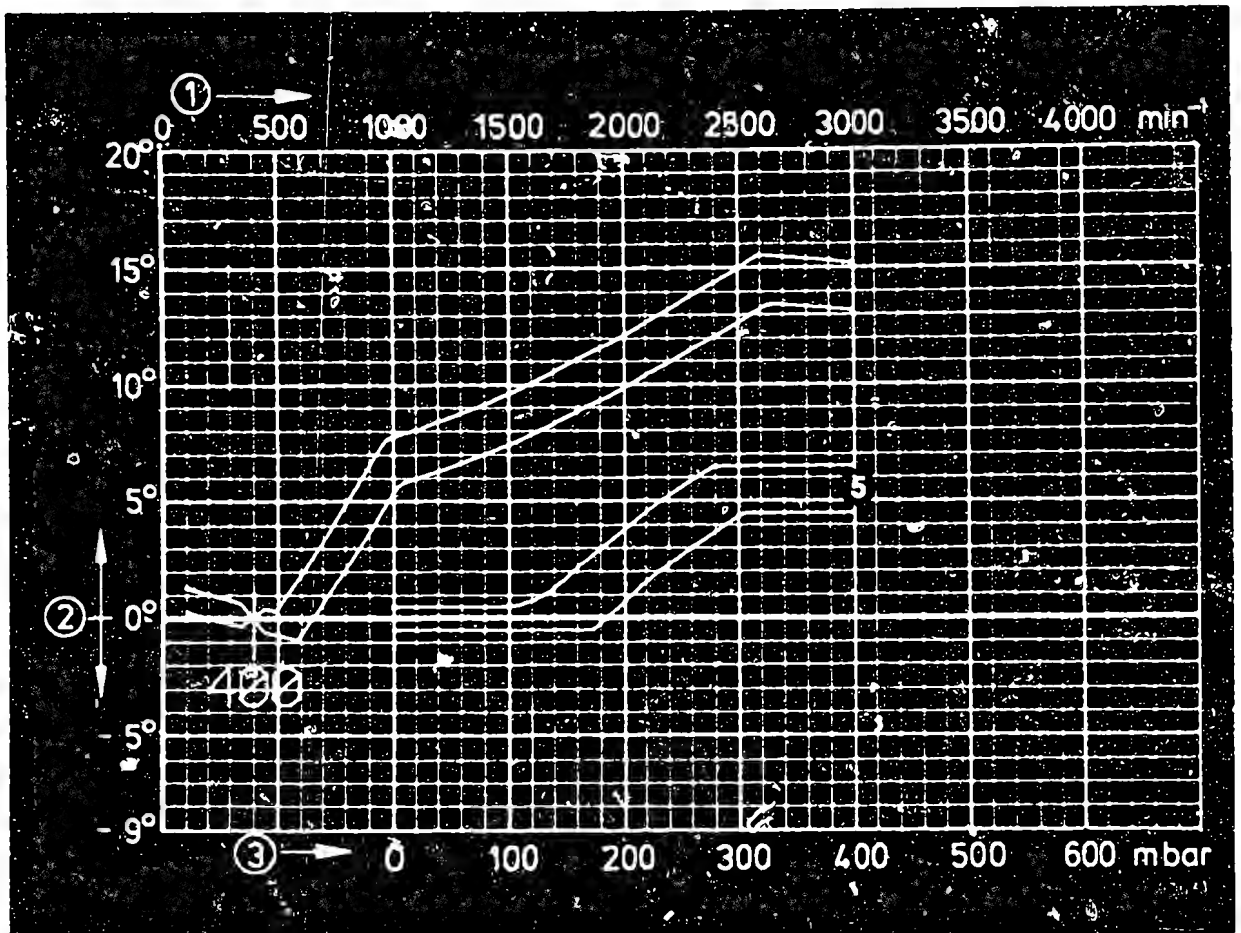
Clamping flange:	1 685 700 133
Driver:	1 686 400 003

**H2**

Test specifications

Ignition distributors 0 237..





0 237 002 076

- 1 = Distributor-shaft speed
- 2 = Distributor-shaft advance
- 3 = Negative gauge pressure (vacuum)
- 5 = Negative gauge pressure (vacuum) advance

Test adapter KDZV 7202

Resistance of magnetic-pulse generator

Air gap min.

Addition to tolerance range

ZV-I

950...1300  $\Omega$

0,25 mm

$\pm 0.5^\circ$  dist.  
shaft

Repair and test instructions: W-237/502

Clamping flange:

Driver:

1 685 700 133

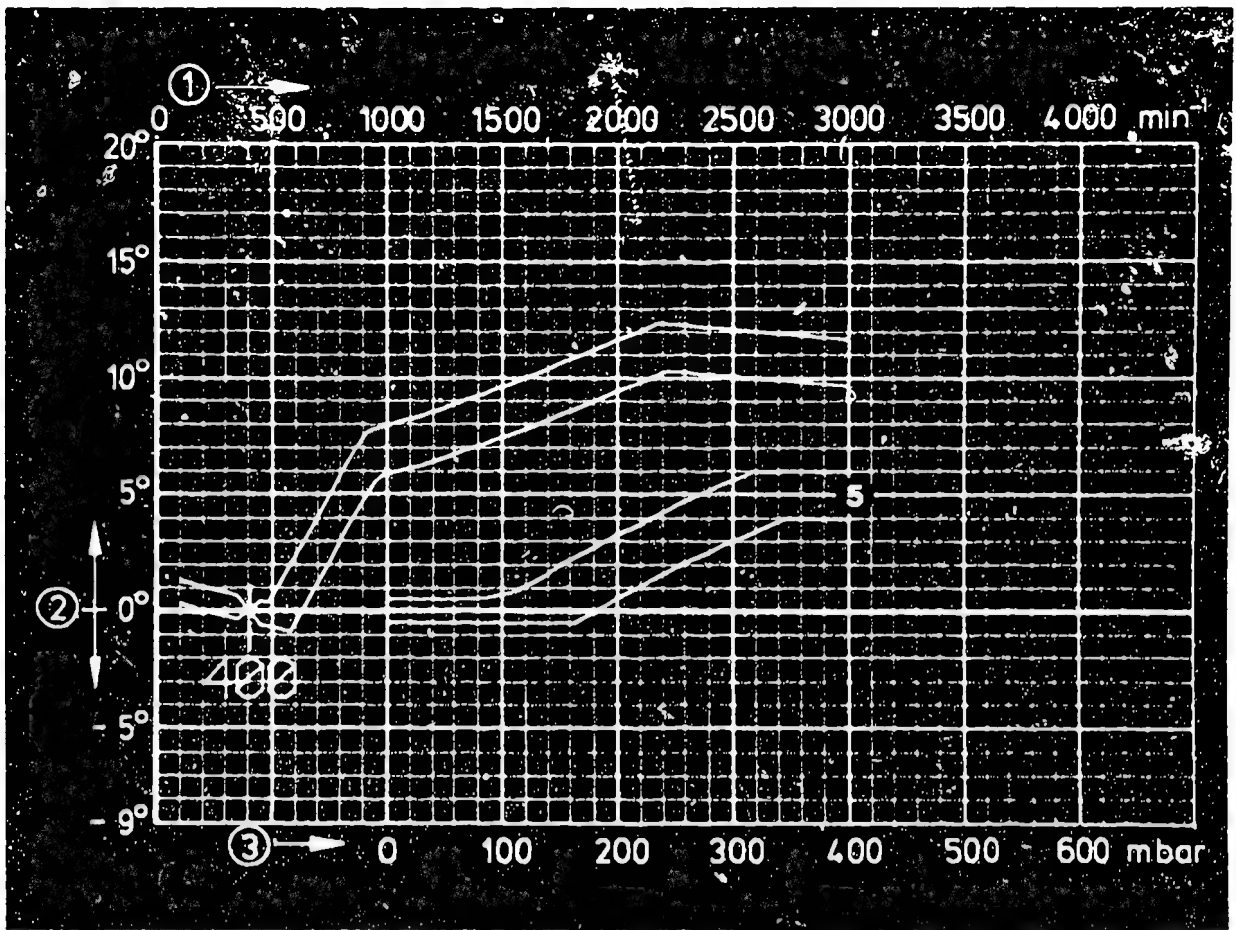
1 686 400 003

**H3**

Test specifications

Ignition distributors 0 237...





0 237 002 078

- 1 = Distributor-shaft speed
- 2 = Distributor-shaft advance
- 3 = Negative gauge pressure (vacuum)
- 5 = Negative gauge pressure (vacuum) advance

Test adapter KDZV 7202	ZV-I
Resistance of magnetic-pulse generator	950...1300 $\Omega$
Air gap min.	0,25 mm
Addition to tolerance range	$\pm 0.5^\circ$ dist. shaft

Repair and test instructions: W-237/ 502

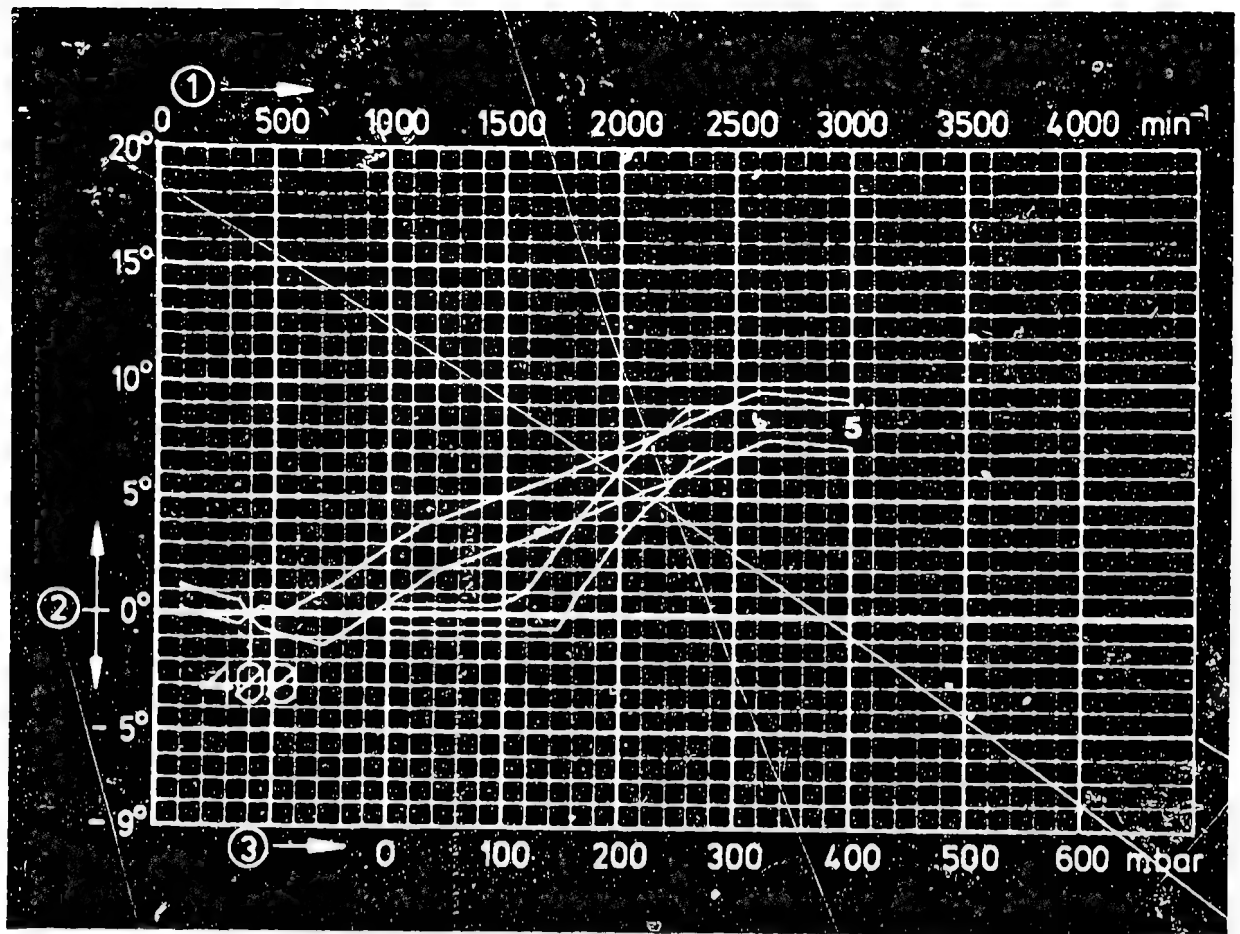
Clamping flange:	1 685 700 133
Driver:	1 686 400 003

**H4**

Test specifications

Ignition distributors 0 237..





0 237 002 089

- 1 = Distributor-shaft speed
- 2 = Distributor-shaft advance
- 3 = Negative gauge pressure (vacuum)
- 5 = Negative gauge pressure (vacuum) advance

Test adapter KDZV 7202	ZV-I
Resistance of magnetic-pulse generator	950...1300 $\Omega$
Air gap min.	0,25 mm
Addition to tolerance range	$\pm 0.5^\circ$ dist. shaft
FD (date of manufacture)	$\rightarrow$ 342

Repair and test instructions: W-237/ 502

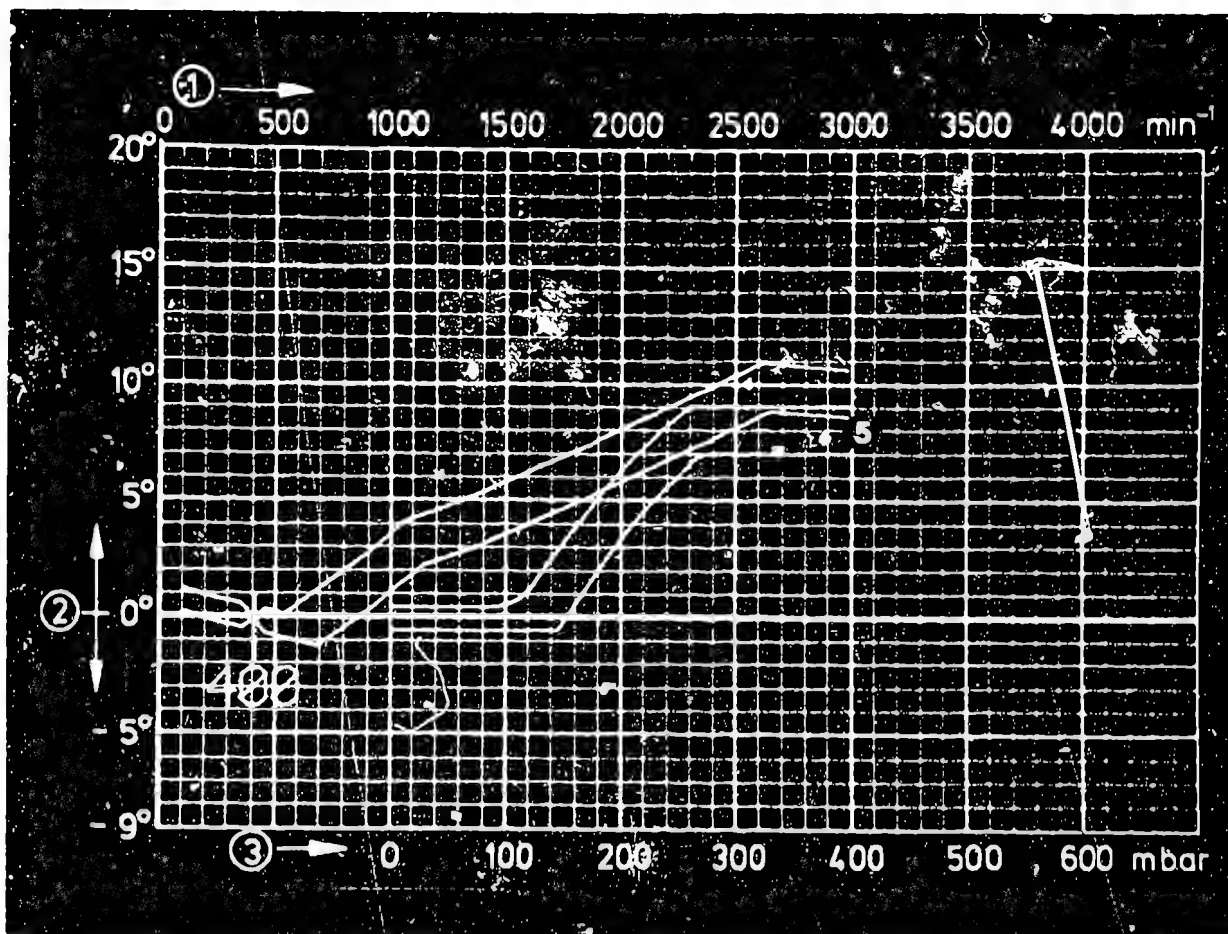
Clamping flange:	1 685 700 133
Driver:	1 686 400 003

**H5**

Test specifications

Ignition distributors 0 237..





0 237 002 089

- 1 = Distributor-shaft speed
- 2 = Distributor-shaft advance
- 3 = Negative gauge pressure (vacuum)
- 5 = Negative gauge pressure (vacuum) advance

Test adapter KDZV 7202	ZV-I
Resistance of magnetic-pulse generator	950...1300 Ω
Air gap min.	0,25 mm
Addition to tolerance range	± 0.5° dist. shaft
FD (date of manufacture)	343 + 441

Repair and test instructions: W-237/ 502

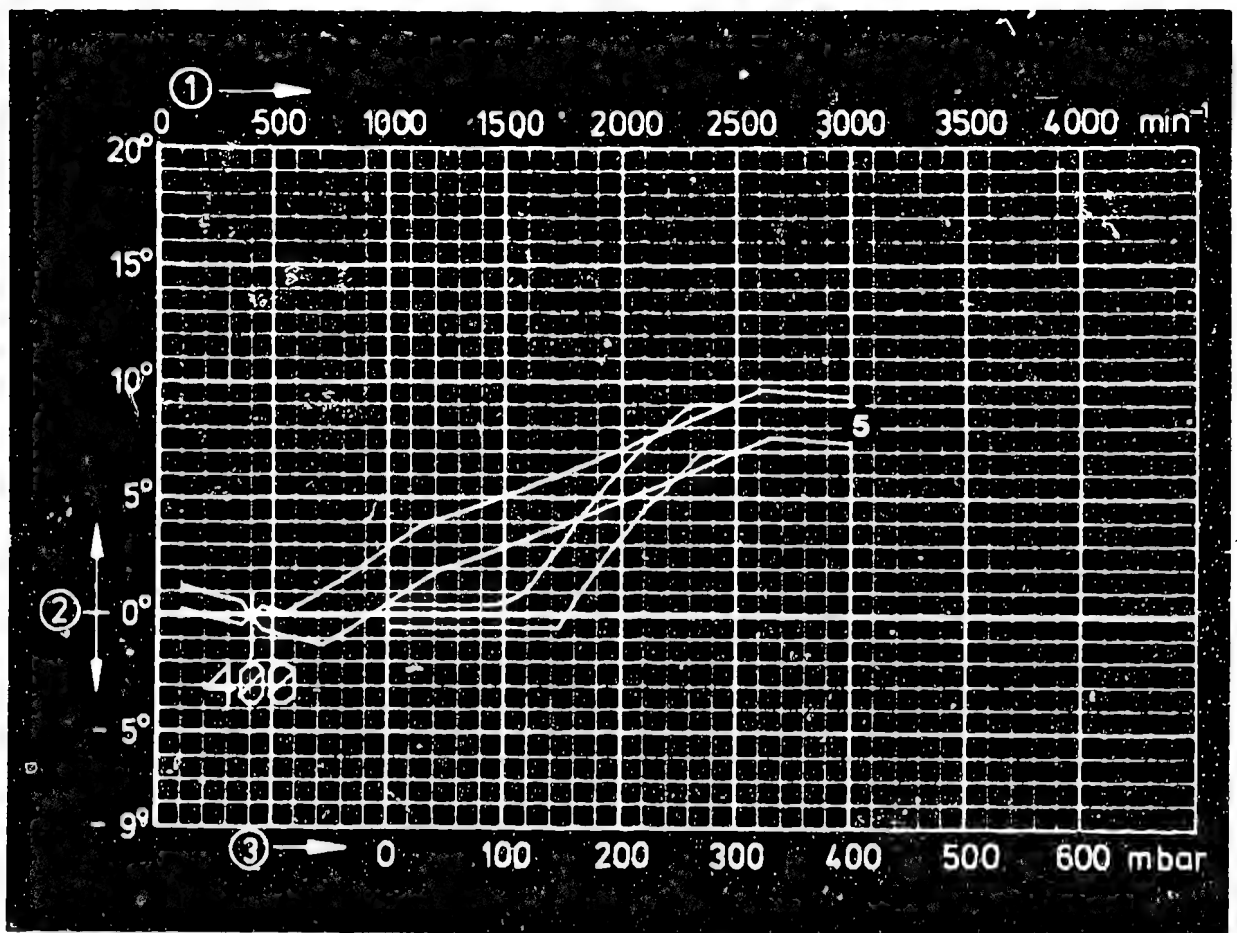
Clamping flange:	1 685 700 133
Driver:	1 686 400 003

**H6**

Test specifications

Ignition distributors 0 237..





0 237 002 089

- 1 = Distributor-shaft speed
- 2 = Distributor-shaft advance
- 3 = Negative gauge pressure (vacuum)
- 5 = Negative gauge pressure (vacuum) advance

Test adapter KDZV 7202	ZV-I
Resistance of magnetic-pulse generator	950...1300 $\Omega$
Air gap min.	0,25 mm
Addition to tolerance range	$\pm 0.5^\circ$ dist. shaft
FD (date of manufacture)	442 +

Repair and test instructions: W-237/502

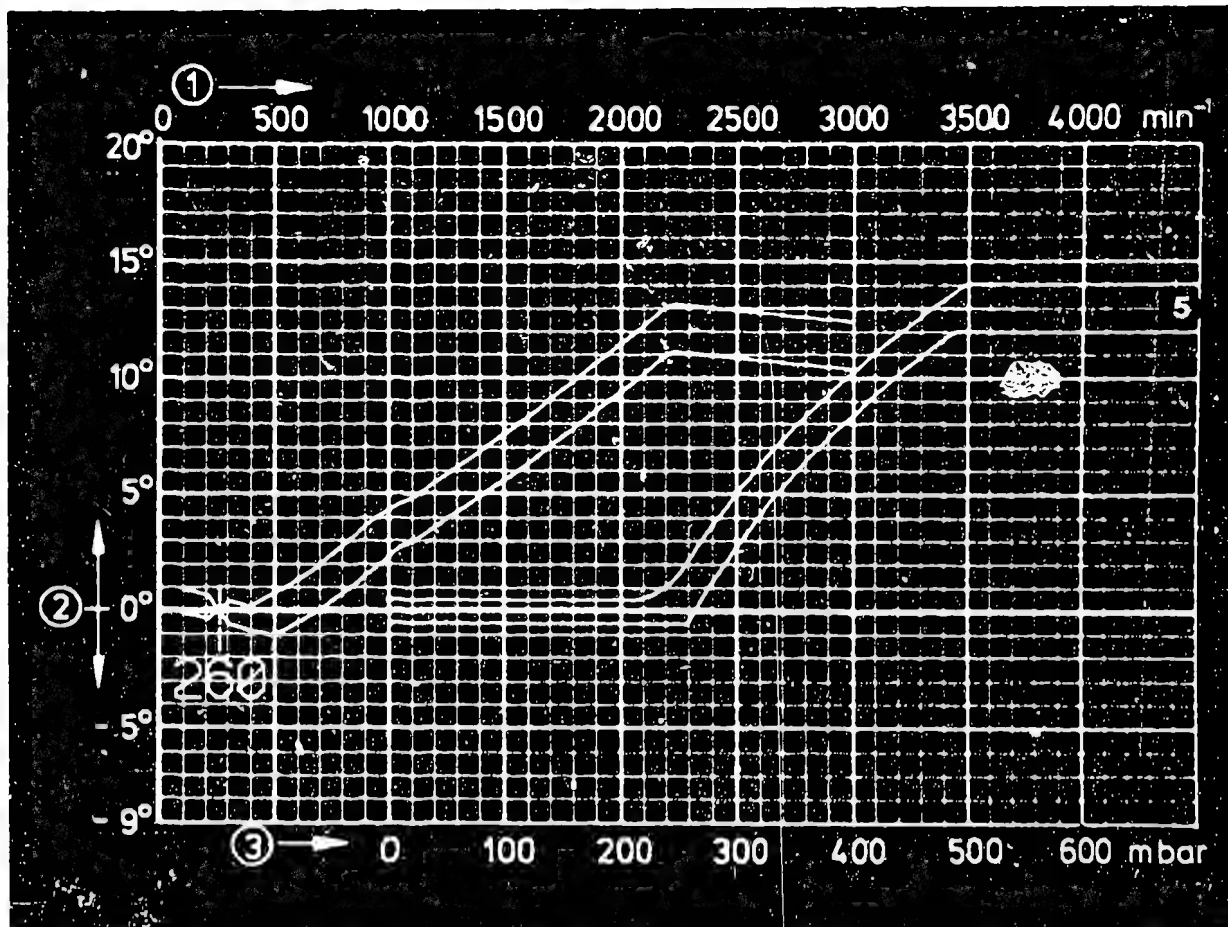
Clamping flange:	1 685 700 133
Driver:	1 686 400 003

**H7**

Test specifications

Ignition distributors 0 237..





0 237 002 094/095

- 1 = Distributor-shaft speed
- 2 = Distributor-shaft advance
- 3 = Negative gauge pressure (vacuum)
- 5 = Negative gauge pressure (vacuum) advance

Test adapter KDZV 7202

Resistance of magnetic-pulse generator

Air gap min.

Addition to tolerance range

ZV-I

505...680  $\Omega$

0,25 mm

$\pm 0.5^\circ$  dist.  
shaft

Repair and test instructions: W-237/502

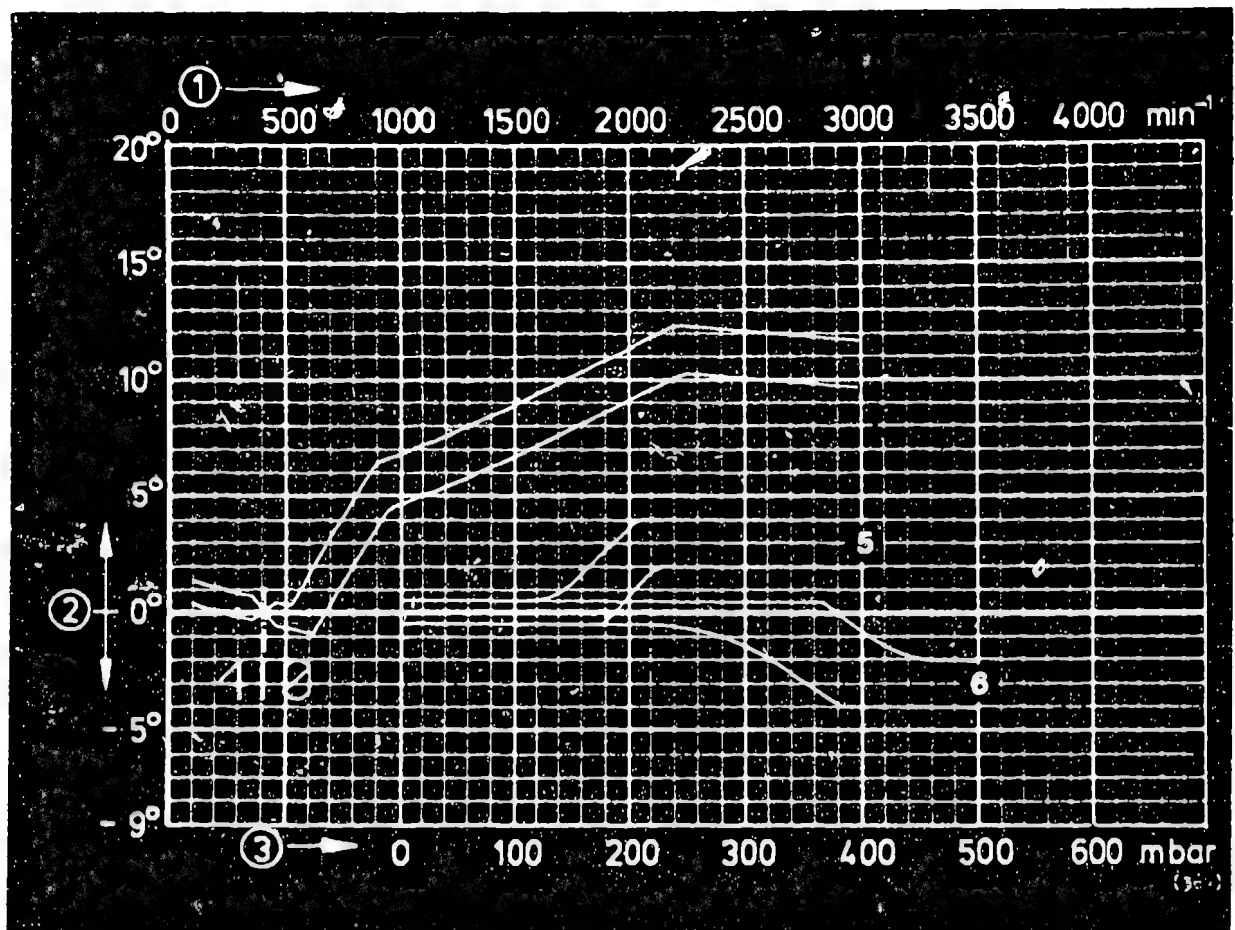
**H8**

Test specifications

Ignition distributors 0 237..







0 237 003 036

- 1 = Distributor-shaft speed
- 2 = Distributor-shaft advance
- 3 = Negative gauge pressure (vacuum)
- 5 = Negative gauge pressure (vacuum) advance
- 6 = Negative gauge pressure (vacuum) retard

Test adapter KDZV 7202

ZV-I

Resistance of magnetic-pulse generator 950...1300  $\Omega$

Air gap min.

0,25 mm

Addition to tolerance range

$\pm 0.5^\circ$  dist.  
shaft

Repair and test instructions: W-237/502

Clamping flange:

1 685 700 133

Driver:

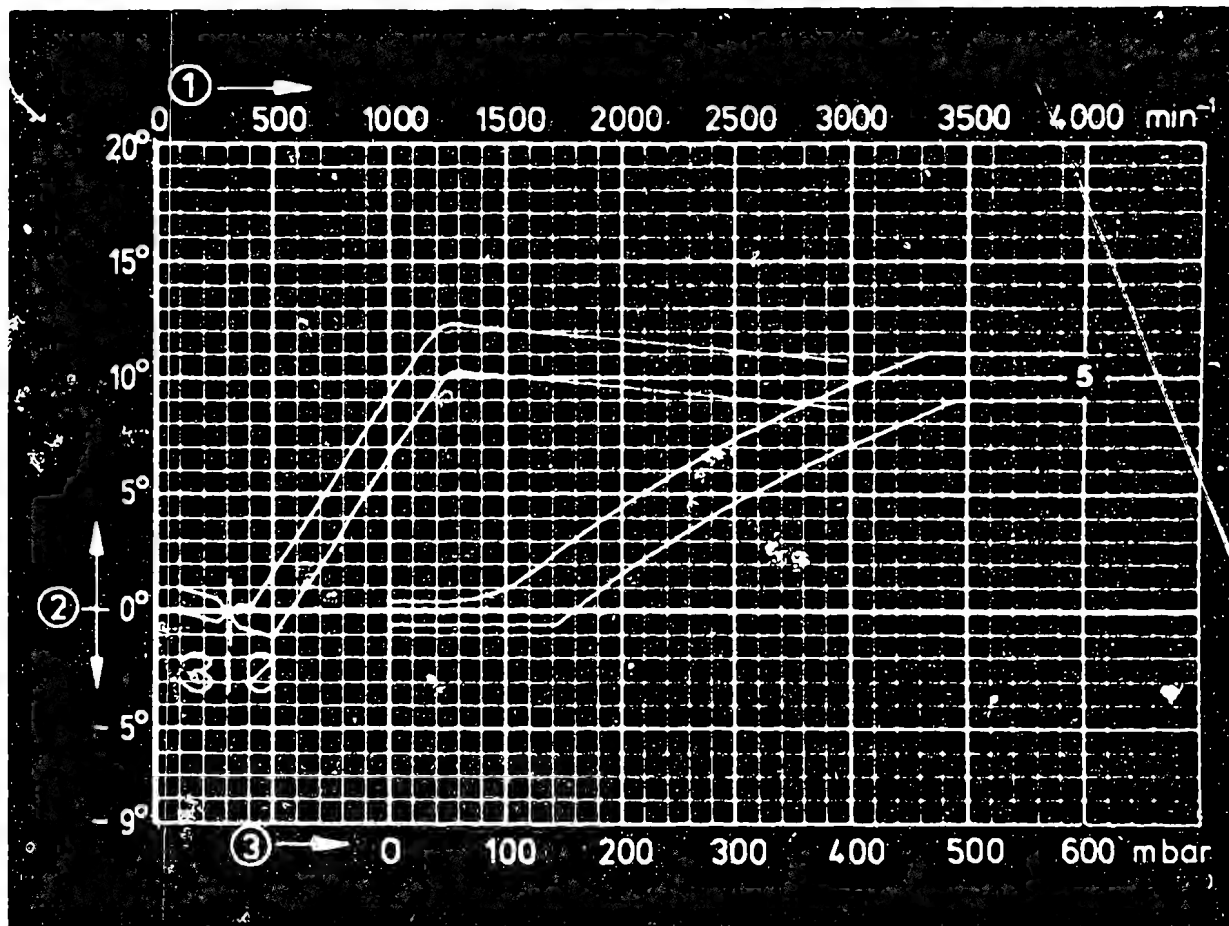
1 686 400 003

**H9**

Test specifications

Ignition distributors 0 237..





0 237 005 011

- 1 = Distributor-shaft speed
- 2 = Distributor-shaft advance
- 3 = Negative gauge pressure (vacuum)
- 5 = Negative gauge pressure (vacuum) advance

Test adapter KDZV 7202	ZV-I
Resistance of magnetic-pulse generator	950...1300 Ω
Air gap min.	0,25 mm
Addition to tolerance range	± 0.5° dist. shaft
Cut-out speed of limiter	3140 to 3330 min <sup>-1</sup>

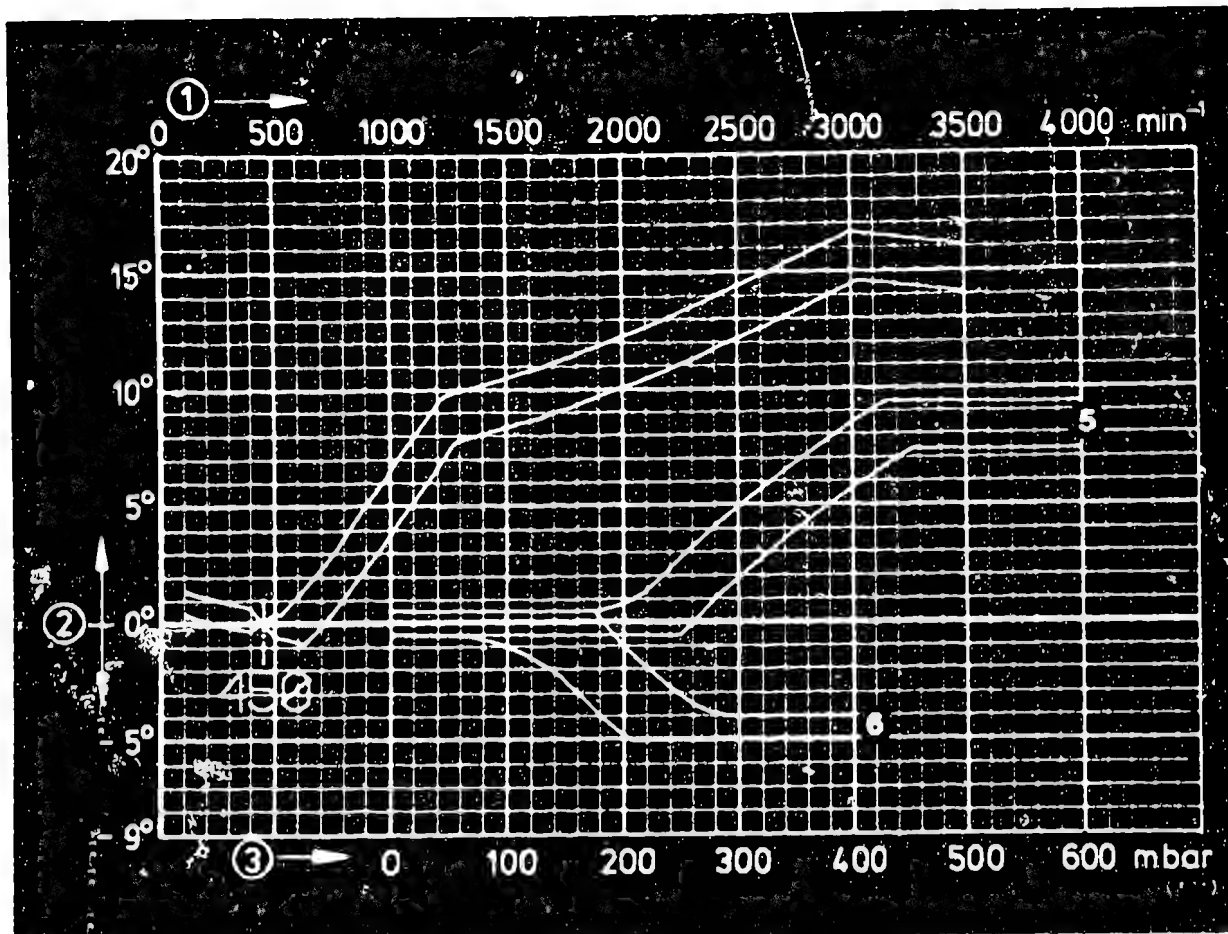
Repair and test instructions: W-237/502

**H10**

Test specifications

Ignition distributors 0 237..





0 237 006 005/006

1 = Distributor-shaft speed

2 = Distributor-shaft advance

3 = Negative gauge pressure (vacuum)

5 = Negative gauge pressure (vacuum) advance

6 = Negative gauge pressure (vacuum) retard

Test adapter KDZV 7202

ZV-I

Resistance of magnetic-pulse generator

950...1300  $\Omega$

Air gap min.

0,25 mm

Addition to tolerance range

$\pm 0.5^\circ$  dist.  
shaft

FD (date of manufacture)

+ 821

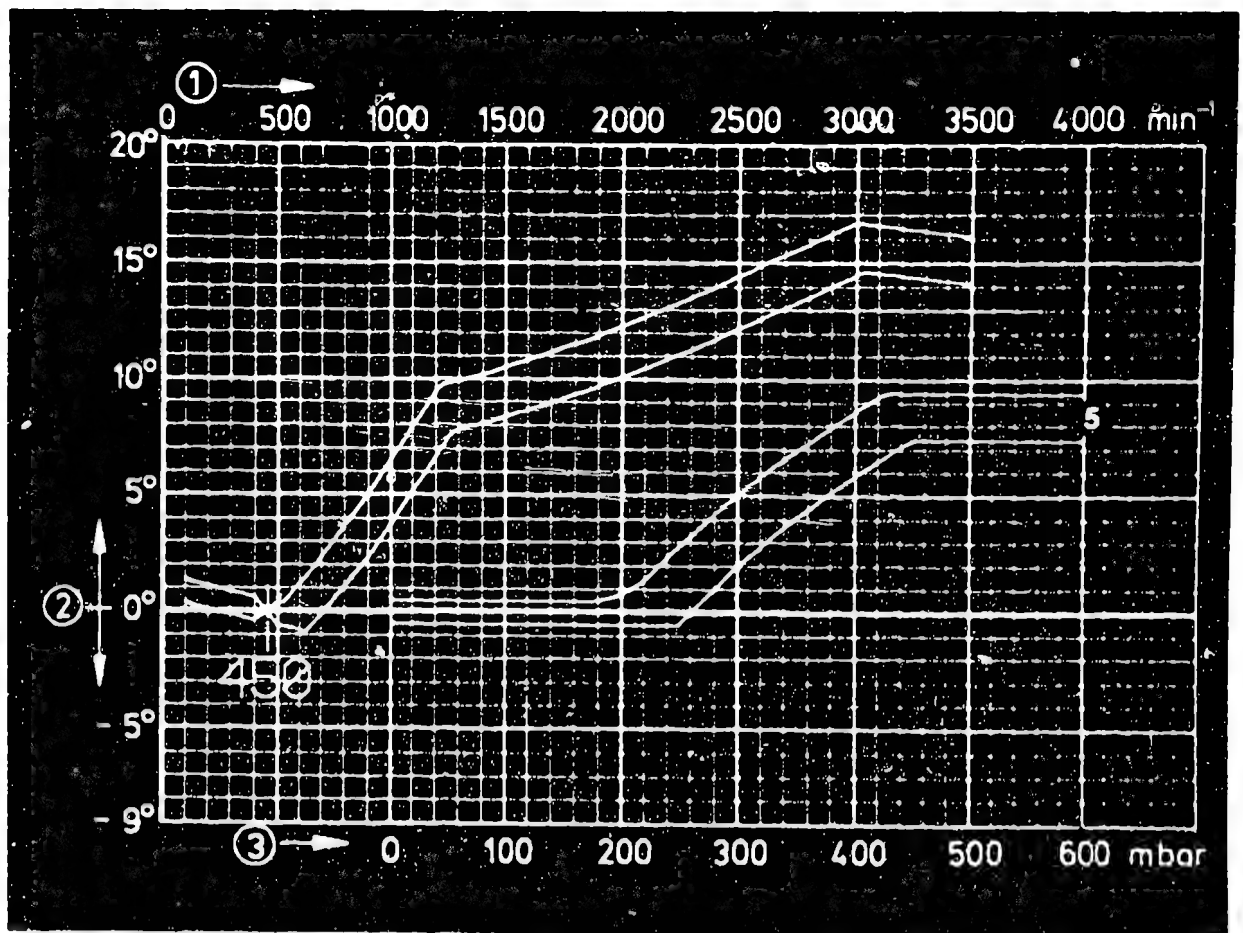
Repair and test instructions: W-237/ 502

**H11**

Test specifications

Ignition distributors 0 237..





0 237 008 001/002

- 1 = Distributor-shaft speed
- 2 = Distributor-shaft advance
- 3 = Negative gauge pressure (vacuum)
- 5 = Negative gauge pressure (vacuum) advance

Test adapter KDZV 7202

Resistance of magnetic-pulse generator

Air gap min.

Addition to tolerance range

FD (date of manufacture)

Cut-out speed of limiter

ZV-I

950...1300  $\Omega$

0,25 mm

$\pm 0.5^\circ$  dist.  
shaft

+ 821

3280 to 3480  $\text{min}^{-1}$

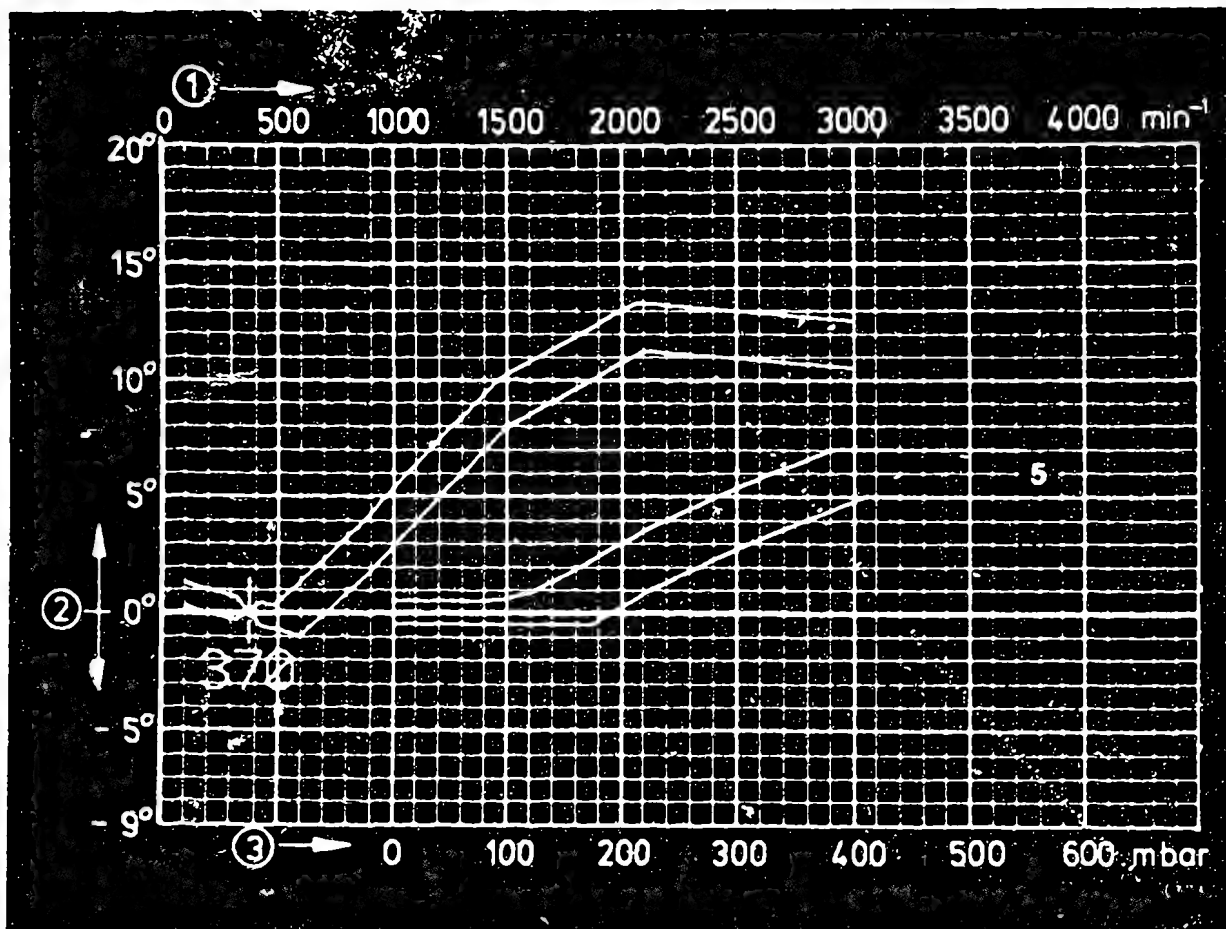
Repair and test instructions: W-237/502

**H12**

Test specifications

Ignition distributors 0 237..





0 237 009 009

- 1 = Distributor-shaft speed
- 2 = Distributor-shaft advance
- 3 = Negative gauge pressure (vacuum)
- 5 = Negative gauge pressure (vacuum) advance

Test adapter KDZV 7202

Resistance of magnetic-pulse generator

Air gap min.

Addition to tolerance range

ZV-I

950...1300  $\Omega$

0,25 mm

$\pm 0.5^{\circ}$  dist.  
shaft

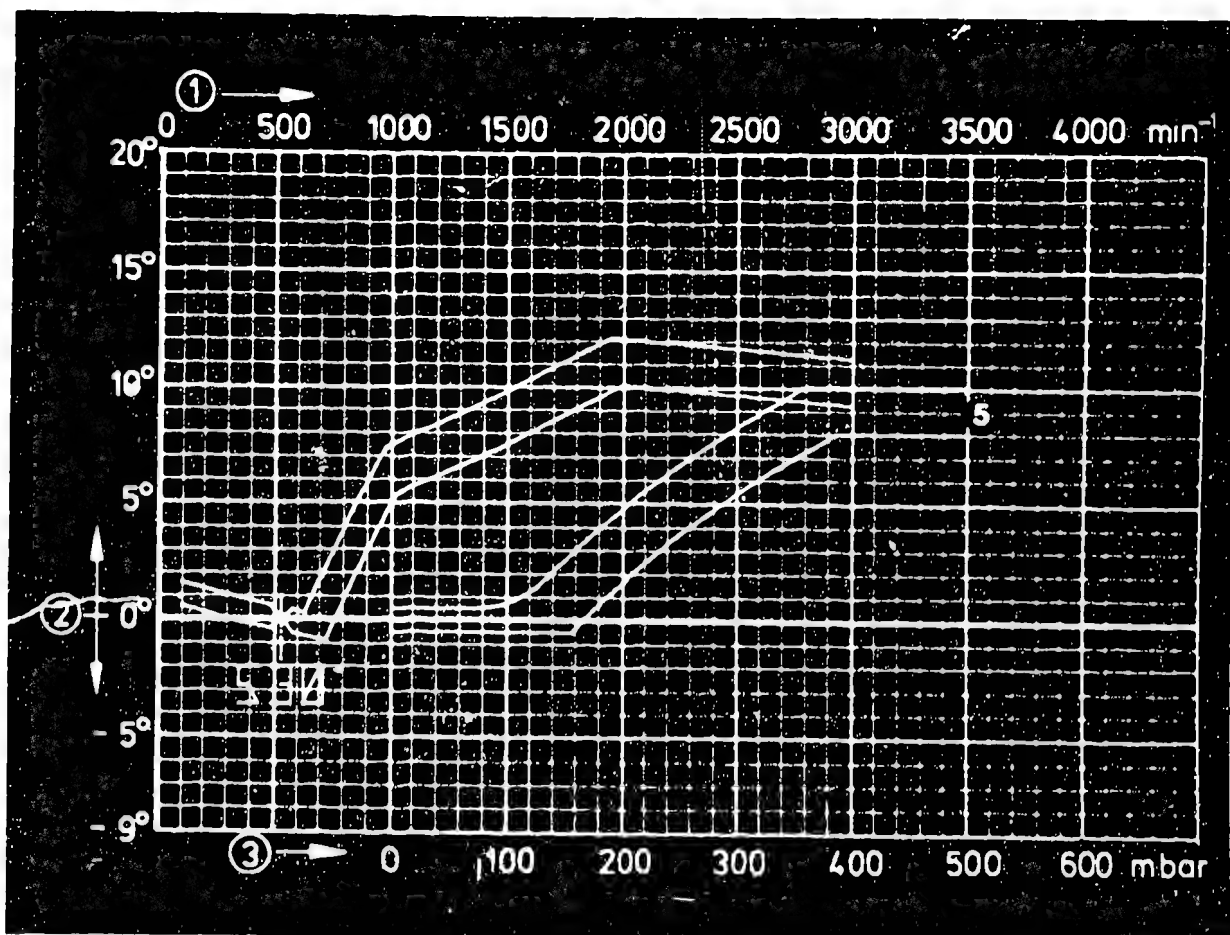
Repair and test instructions: W-237/502

**H13**

Test specifications

Ignition distributors 0 237..





0 237 009 010

- 1 = Distributor-shaft speed
- 2 = Distributor-shaft advance
- 3 = Negative gauge pressure (vacuum)
- 5 = Negative gauge pressure (vacuum) advance

- Test adapter KDZV 7202	ZV-I
Resistance of magnetic-pulse generator	950...1300 Ω
Air gap min.	0,22 mm
Addition to tolerance range	± 0.5° dist. shaft

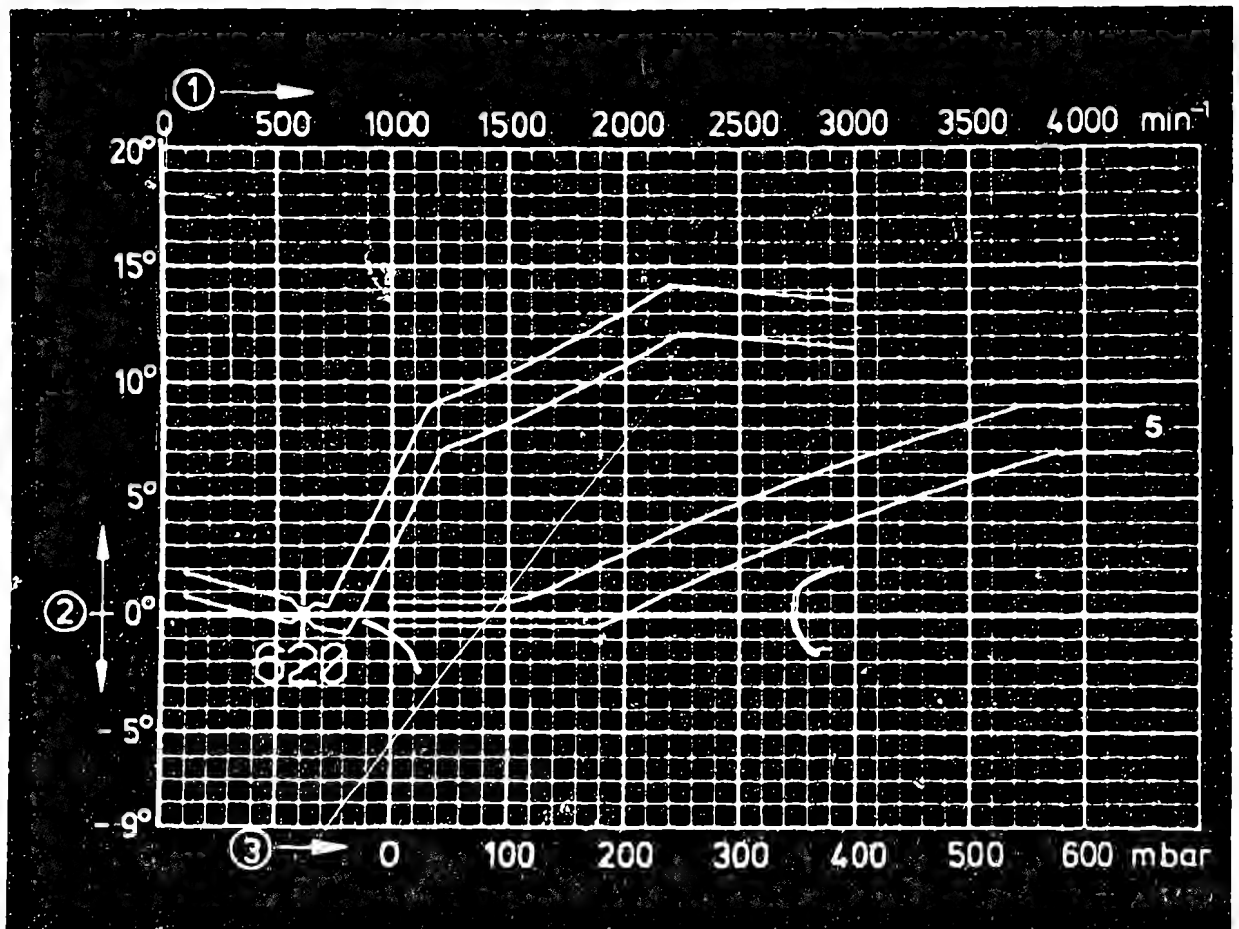
Repair and test instructions: W-237/ 502

**H14**

Test specifications

Ignition distributors 0 237..





0 237 009 011

- 1 = Distributor-shaft speed
- 2 = Distributor-shaft advance
- 3 = Negative gauge pressure (vacuum)
- 5 = Negative gauge pressure (vacuum) advance

Test adapter KDZV 7202

Resistance of magnetic-pulse generator

Air gap min.

Addition to tolerance range

ZV-I

950...1300  $\Omega$

0,25 mm

$\pm 0.5^\circ$  dist.  
shaft

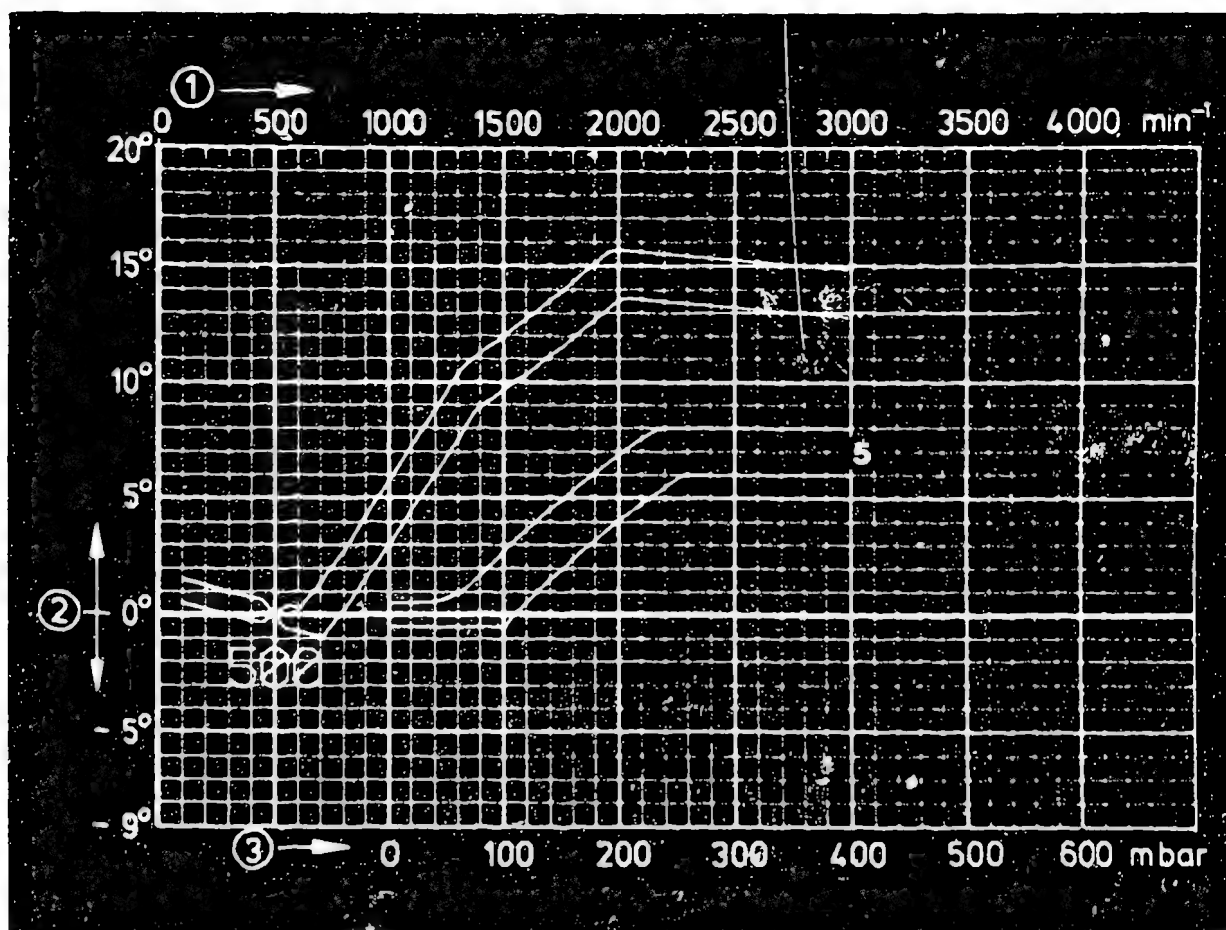
Repair and test instructions: W-237/502

**H15**

Test specifications

Ignition distributors 0 237..





0 237 009 012

- 1 = Distributor-shaft speed
- 2 = Distributor-shaft advance
- 3 = Negative gauge pressure (vacuum)
- 5 = Negative gauge pressure (vacuum) advance

Test adapter KDZV 7202	ZV-I
Resistance of magnetic-pulse generator	950...1300 $\Omega$
Air gap min.	0,25 mm
Addition to tolerance range	$\pm 0.5^\circ$ dist. shaft

Repair and test instructions: W-237/502

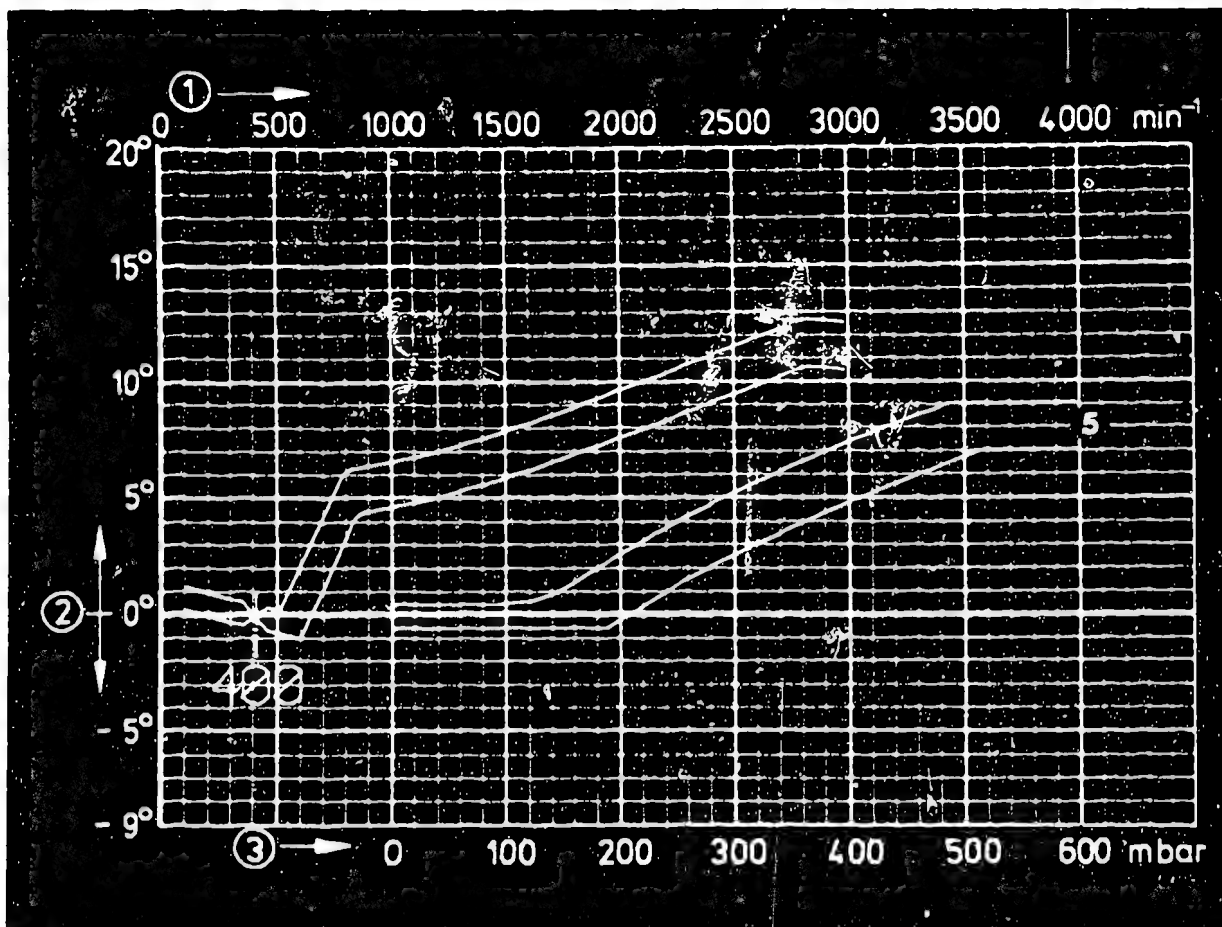
**H16**

Test specifications

Ignition distributors 0 237..







0 237 009 024

- 1 = Distributor-shaft speed
- 2 = Distributor-shaft advance
- 3 = Negative gauge pressure (vacuum)
- 5 = Negative gauge pressure (vacuum) advance

Test adapter KDZV 7202	ZV-I
Resistance of magnetic-pulse generator	950...1300 $\Omega$
Air gap min.	0,25 mm
Addition to tolerance range	$\pm 0.5^\circ$ dist. shaft

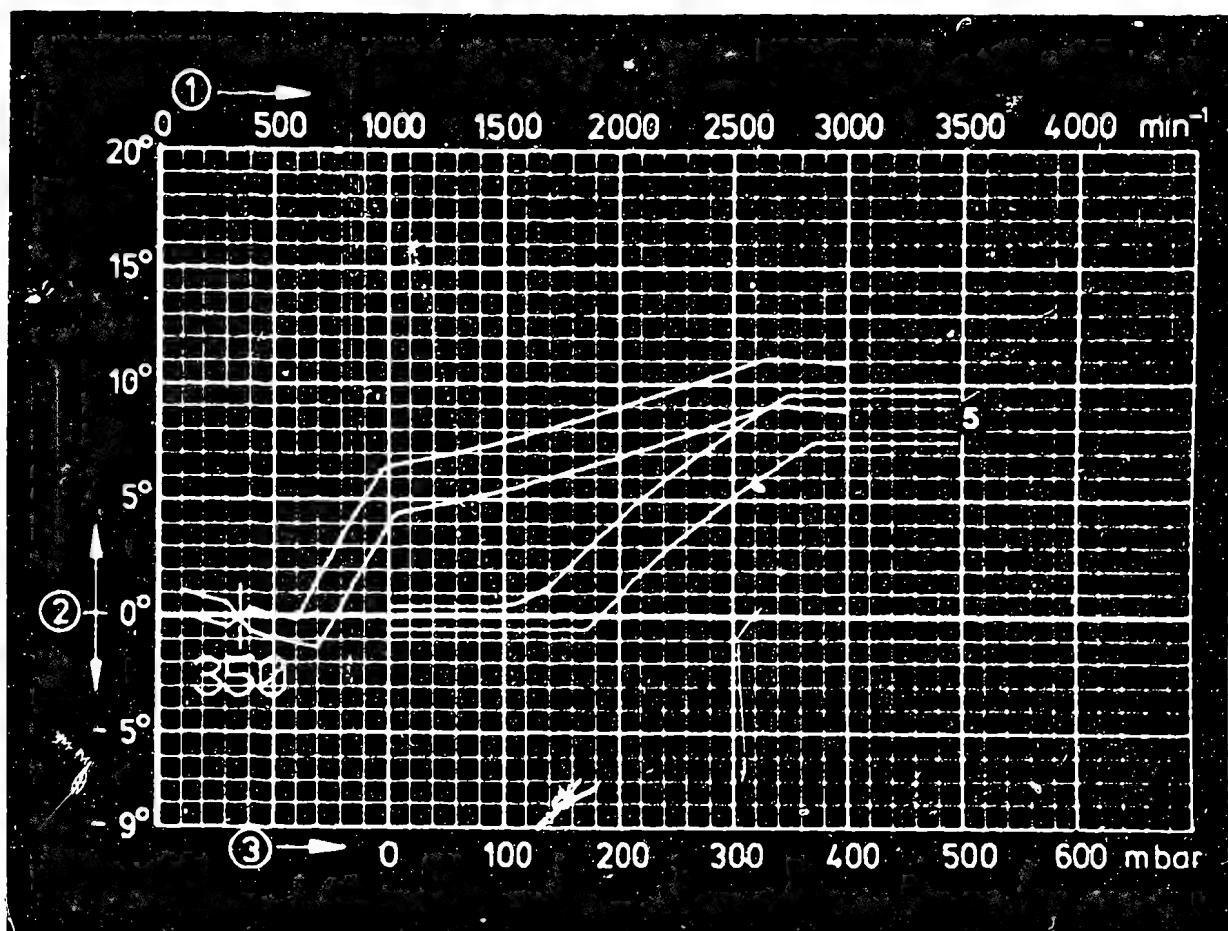
Repair and test instructions: W-237/502

**H17**

Test specifications

Ignition distributors 0 237..





0 237 009 033

- 1 = Distributor-shaft speed
- 2 = Distributor-shaft advance
- 3 = Negative gauge pressure (vacuum)
- 5 = Negative gauge pressure (vacuum) advance

Test adapter KDZV 7202

Resistance of magnetic-pulse generator

Air gap min.

Addition to tolerance range

ZV-I

950...1300  $\Omega$

0,25 mm

$\pm 0.5^\circ$  dist.  
shaft

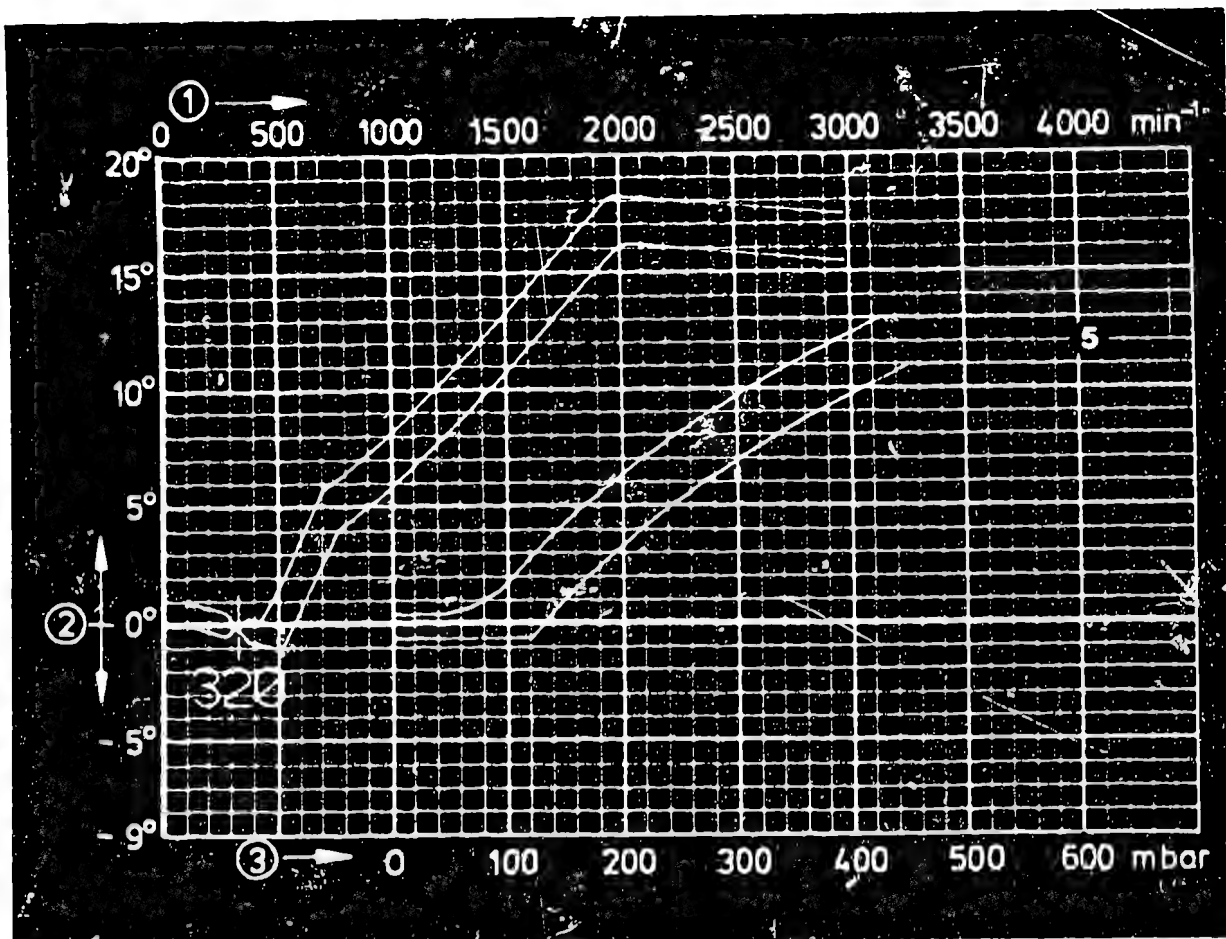
Repair and test instructions: W-237/502

**H18**

Test specifications

Ignition distributors 0 237..





0 237 009 034

- 1 = Distributor-shaft speed
- 2 = Distributor-shaft advance
- 3 = Negative gauge pressure (vacuum)
- 5 = Negative gauge pressure (vacuum) advance

Test adapter KDZV 7202	ZV-I
Resistance of magnetic-pulse generator	950...1300 Ω
Air gap min.	0,25 mm
Addition to tolerance range	± 0.5° dist. shaft

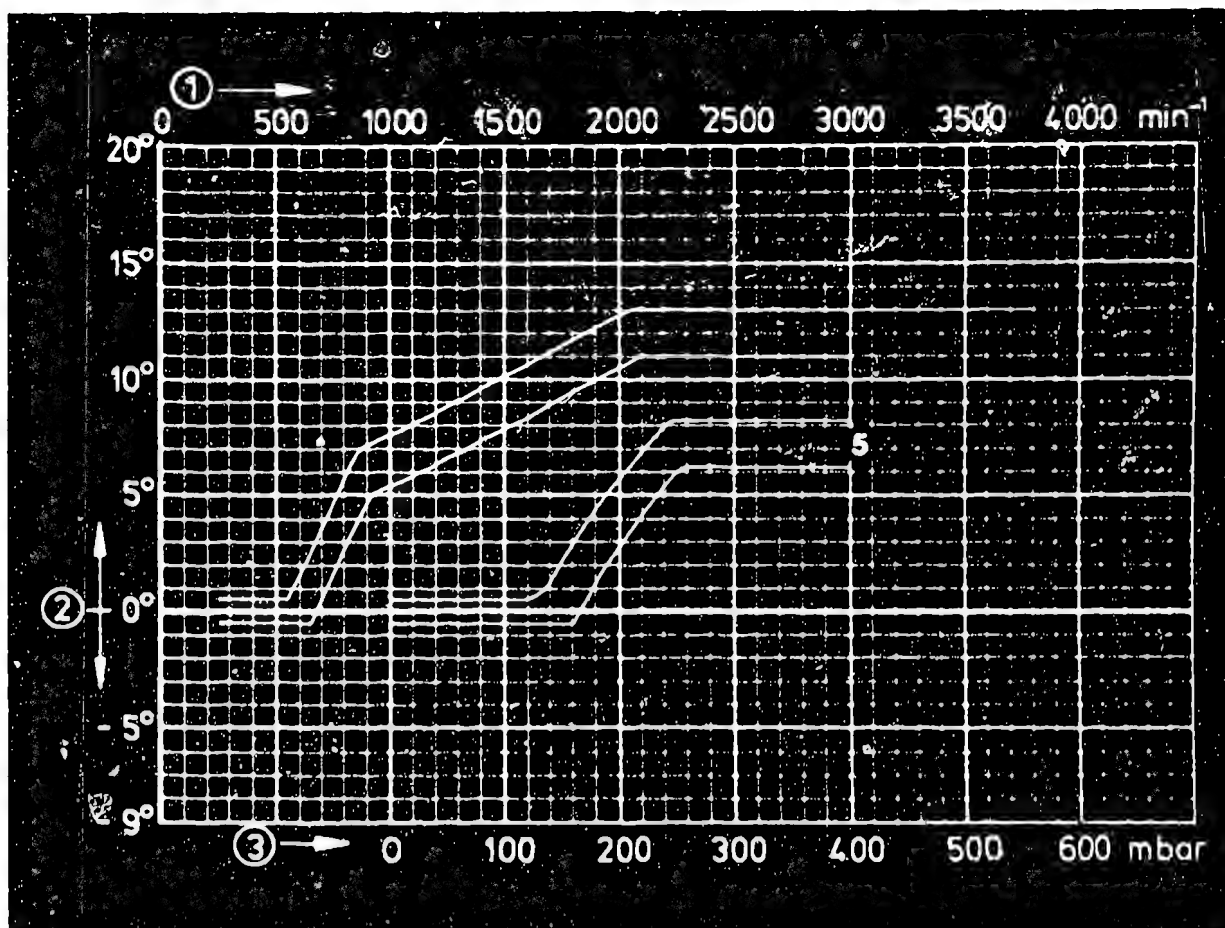
Repair and test instructions: W-237/502

**H19**

Test specifications

Ignition distributors 0 237..





0 237 020 054

- 1 = Distributor-shaft speed
- 2 = Distributor-shaft advance
- 3 = Negative gauge pressure (vacuum)
- 5 = Negative gauge pressure (vacuum) advance

Testadapter KDZV

ZV-H.

Addition to tolerance range

$\pm 0,5^{\circ}$  dist.shaft

Repair and test instructions: W-237/500

Clamping flange:

1 685 700 117

Driver:

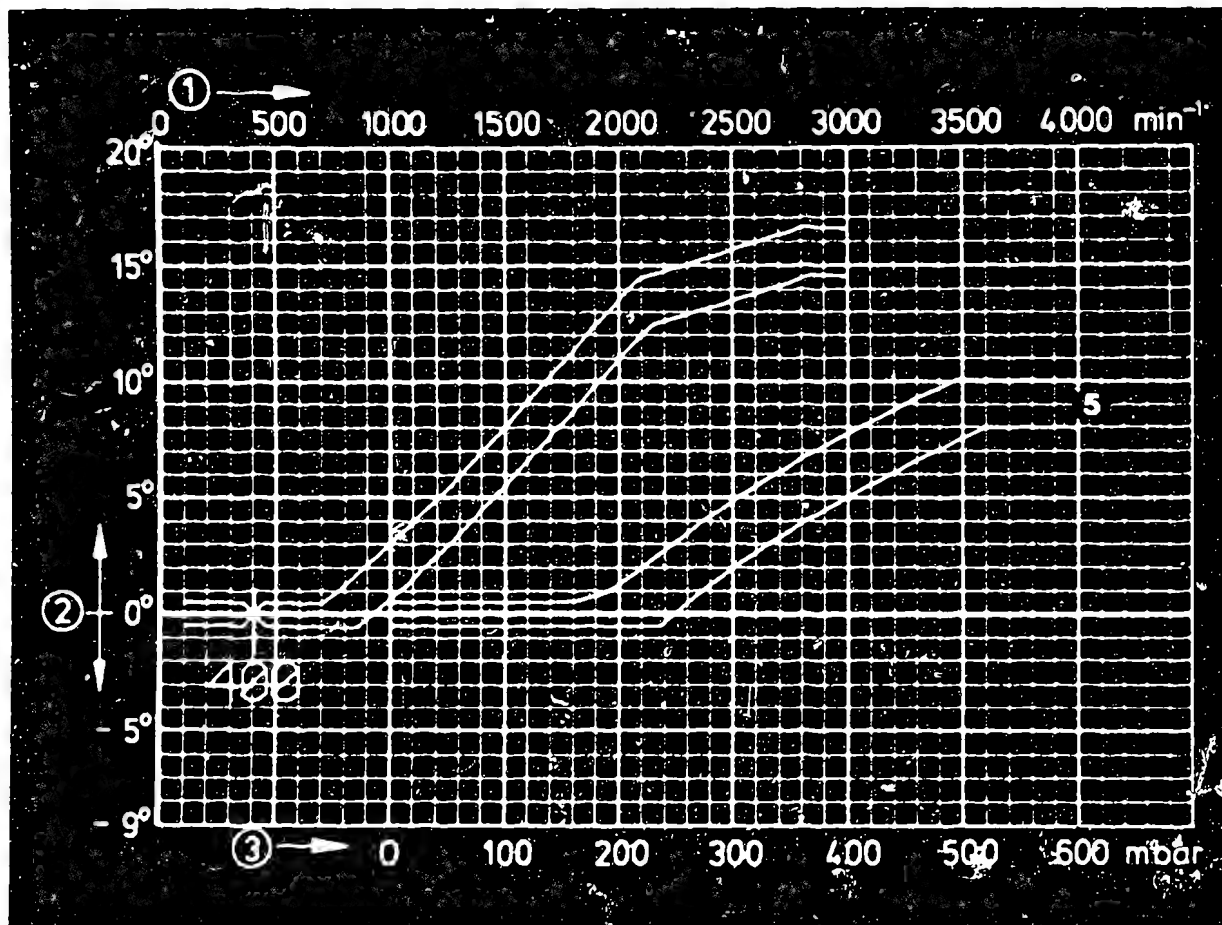
1 686 400 007

**H20**

Test specifications

Ignition distributors 0 237..





0 237 020 066

- 1 = Distributor-shaft speed
- 2 = Distributor-shaft advance
- 3 = Negative gauge pressure (vacuum)
- 5 = Negative gauge pressure (vacuum) advance

Test adapter KDZV 7202

ZV-H

Addition to tolerance range

$\pm 0,5^\circ$  dist.shaft

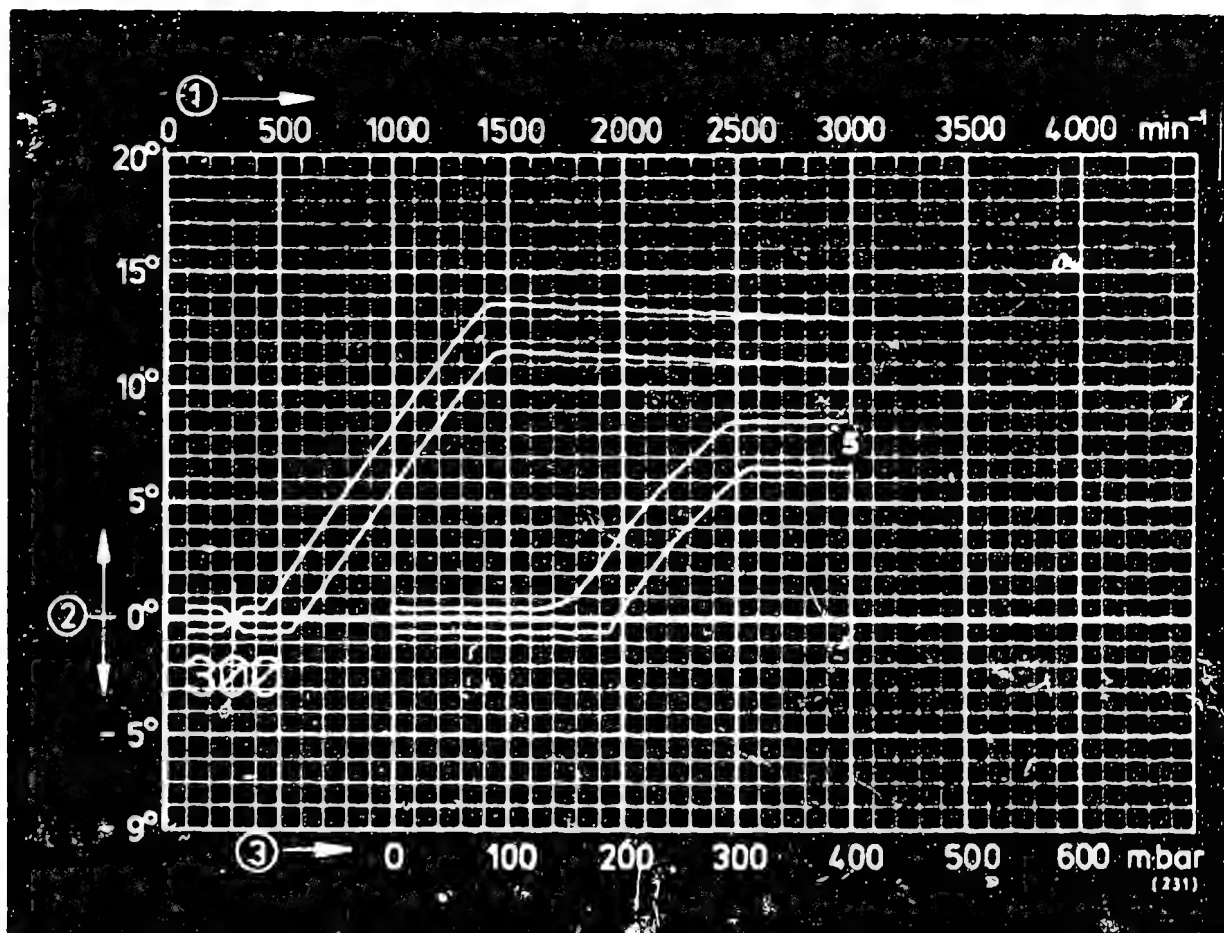
Repair and test instructions: W-237/ 500

**H21**

Test specifications

Ignition distributors 0 237..





0 237 020 075

- 1 = Distributor-shaft speed
- 2 = Distributor-shaft advance
- 3 = Negative gauge pressure (vacuum)
- 5 = Negative gauge pressure (vacuum) advance

Test adapter KDZV 7202

ZV-H

Addition to tolerance range

$\pm 0,5^\circ$  dist.shaft

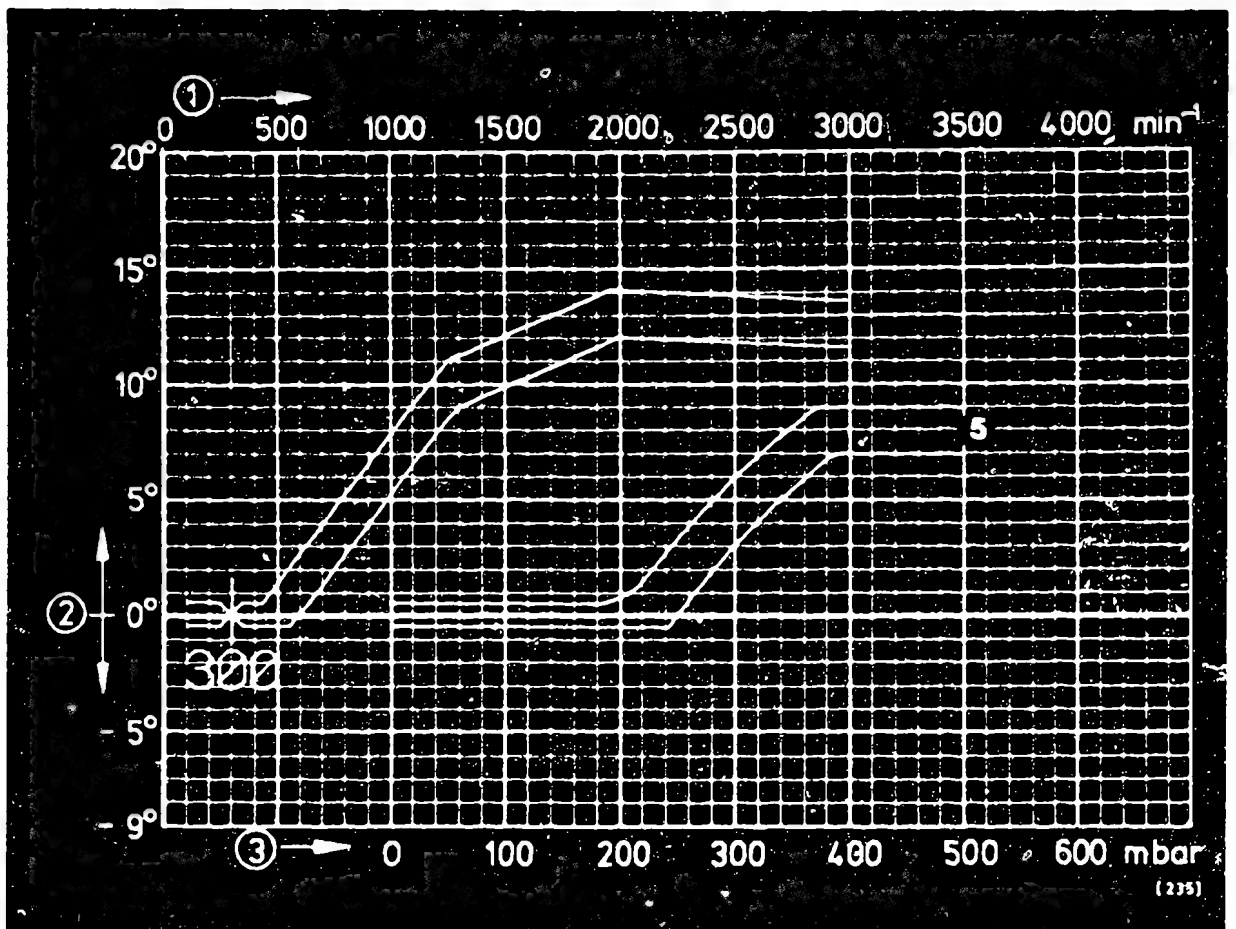
Repair and test instructions: W-237/ 500

**H22**

Test specifications

Ignition distributors 0 237..





0 237 020 076

- 1 = Distributor-shaft speed
- 2 = Distributor-shaft advance
- 3 = Negative gauge pressure (vacuum)
- 5 = Negative gauge pressure (vacuum) advance

Test adapter KDZV 7202

ZV-H

Addition to tolerance range

+ 0,5° dist.shaft

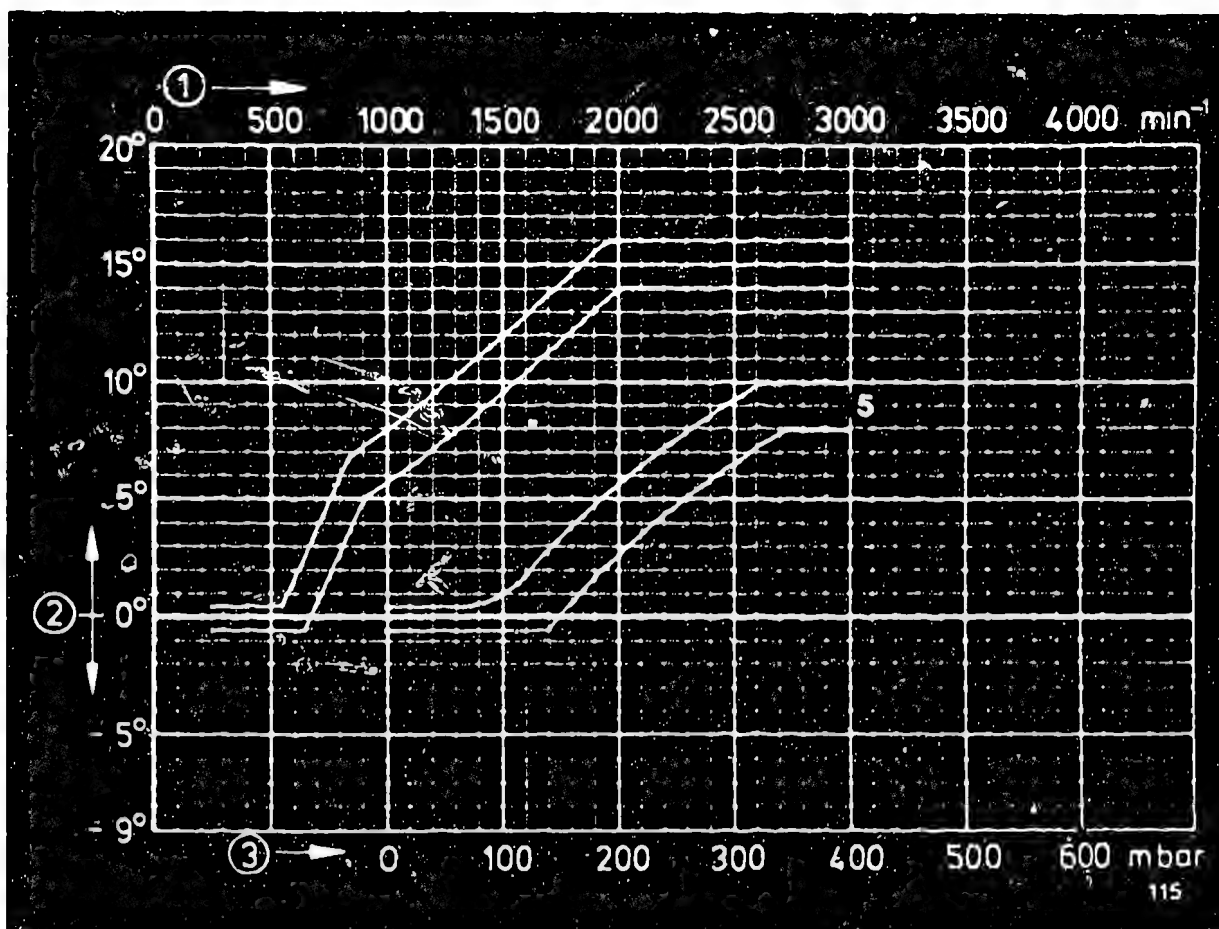
Repair and test instructions: W-237/500

**H23**

Test specifications

Ignition distributors 0 237..





0 237 020 081/082

- 1 = Distributor-shaft speed
- 2 = Distributor-shaft advance
- 3 = Negative gauge pressure (vacuum)
- 5 = Negative gauge pressure (vacuum) advance

Test adapter KDZV 7202

ZV-H

Addition to tolerance range

± 0,5° dist.shaft

Repair and test instructions: W-237/500

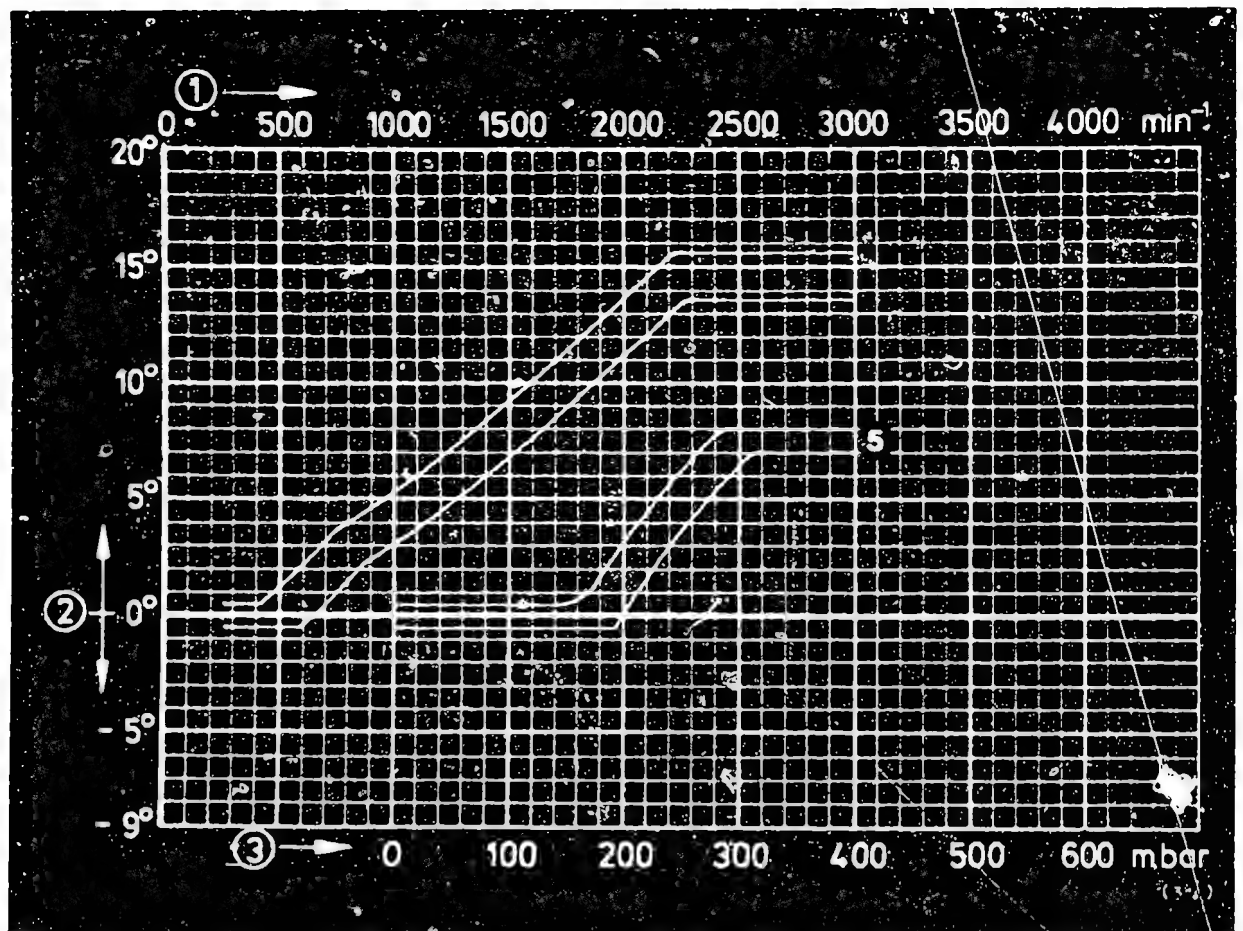
**H24**

Test specifications

Ignition distributors 0 237..







0 237 020 083/084

- 1 = Distributor-shaft speed
- 2 = Distributor-shaft advance
- 3 = Negative gauge pressure (vacuum)
- 5 = Negative gauge pressure (vacuum) advance

Test adapter KDZV 7202

ZV-H

Addition to tolerance range

$\pm 0,5^\circ$  dist.shaft

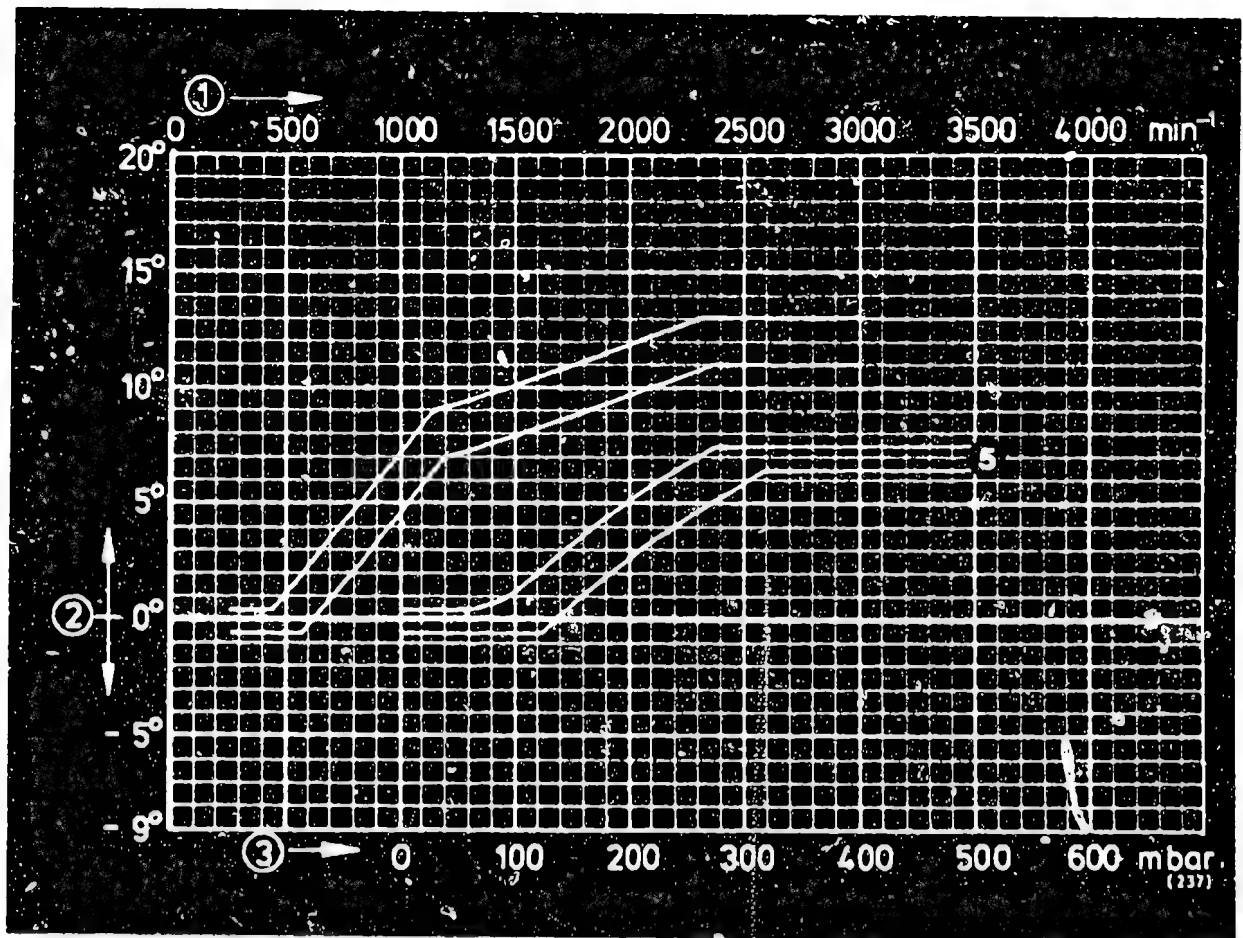
Repair and test instructions: W-237/500

**J1**

Test specifications

Ignition distributors 0 237..





0 237 020 085/086

- 1 = Distributor-shaft speed
- 2 = Distributor-shaft advance
- 3 = Negative gauge pressure (vacuum)
- 5 = Negative gauge pressure (vacuum) advance

Test adapter KDZV 7202  
 Addition to tolerance range  
 FD (date of manufacture)

ZV-H  
 +  $0,5^\circ$  dist.shaft  
 243 →

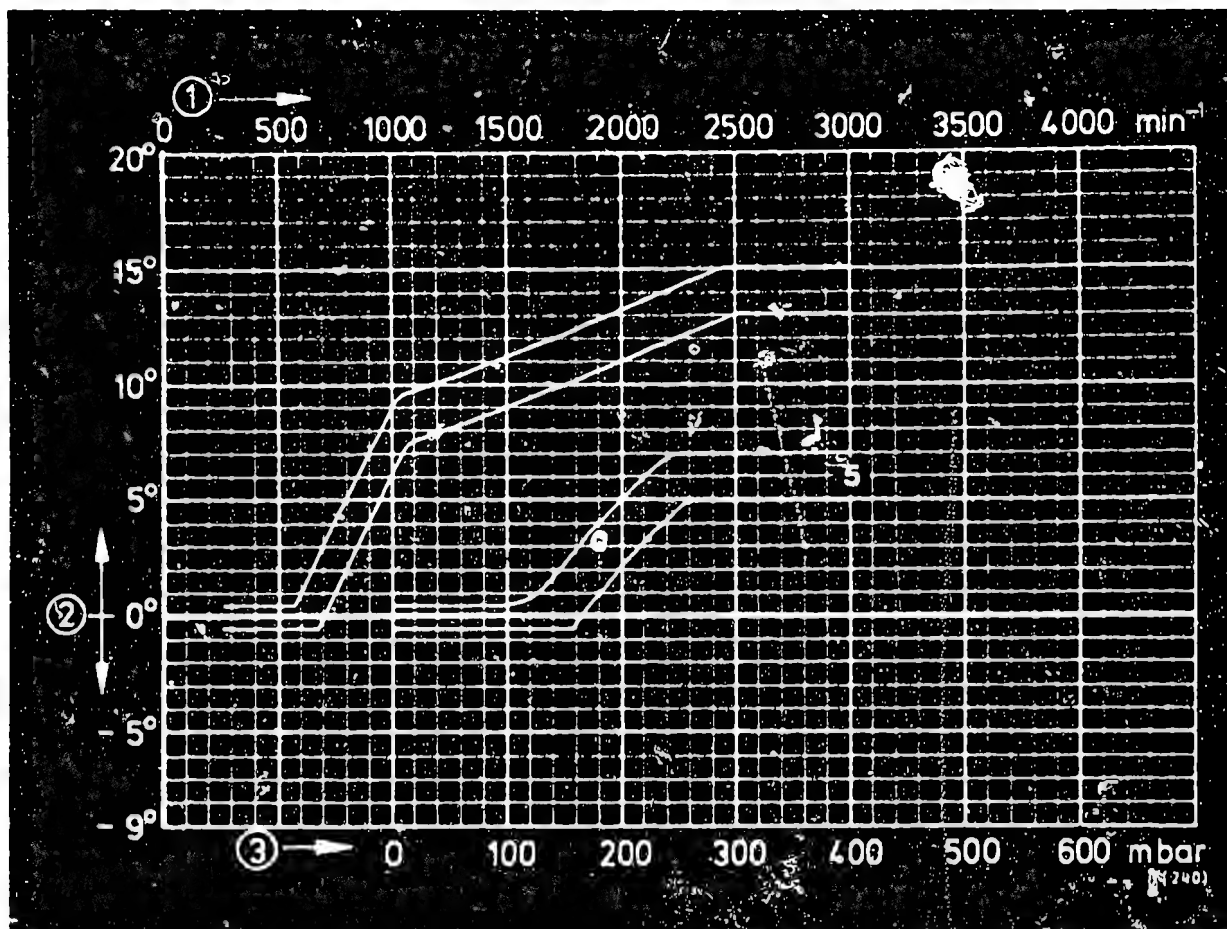
Repair and test instructions: W-237/500

**J2**

Test specifications

Ignition distributors 0 237..





0 237 020 087/088

- 1 = Distributor-shaft speed
- 2 = Distributor-shaft advance
- 3 = Negative gauge pressure (vacuum)
- 5 = Negative gauge pressure (vacuum) advance

Test adapter KDZV 7202

ZV-H

Addition to tolerance range

$\pm 0,5^\circ$  dist.shaft

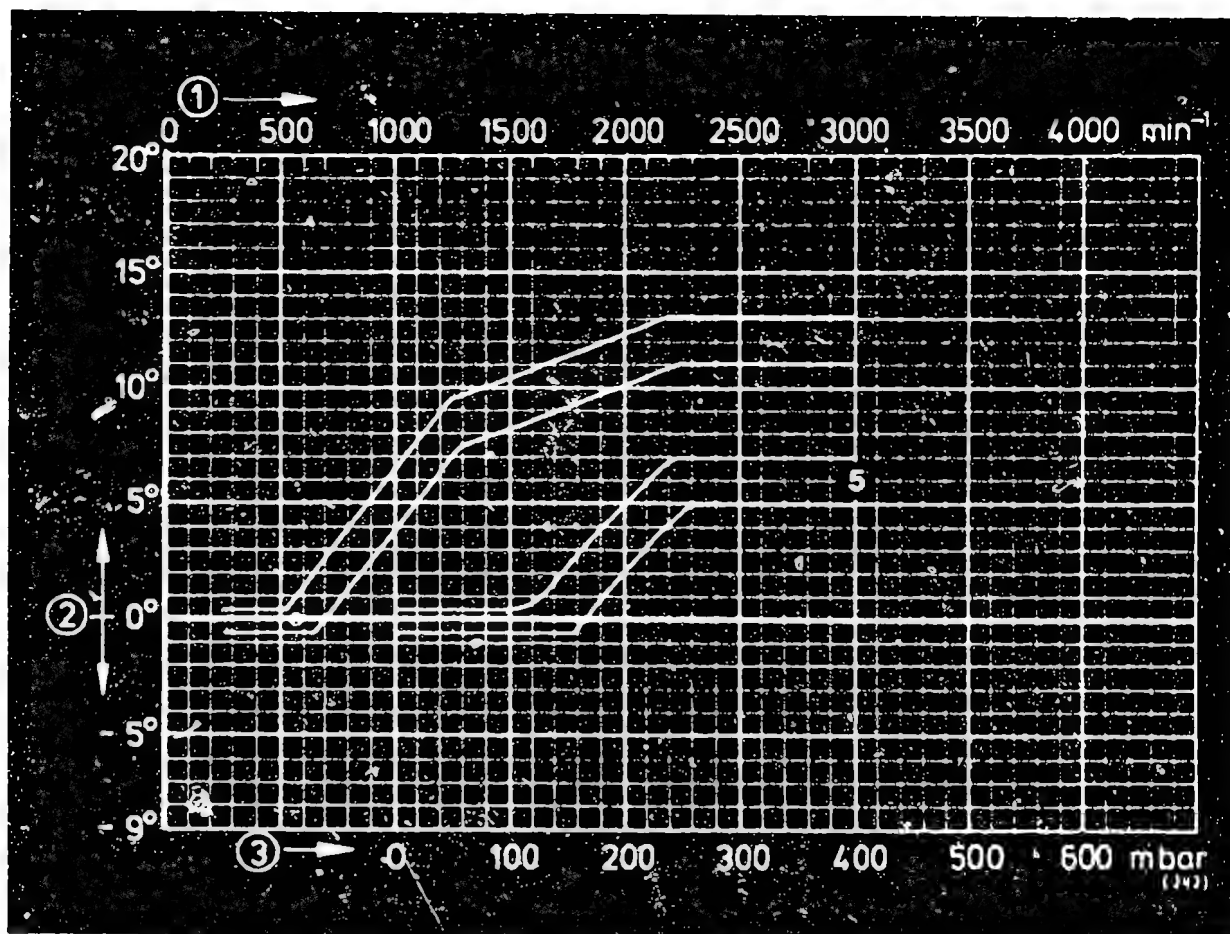
Repair and test instructions: W-237/500

**J3**

Test specifications

Ignition distributores 0 237..





0 237 020 089/090

- 1 = Distributor-shaft speed
- 2 = Distributor-shaft advance
- 3 = Negative gauge pressure (vacuum)
- 5 = Negative gauge pressure (vacuum) advance

Test adapter KDZV 7202

ZV-H

Addition to tolerance range

+ 0,5° dist.shaft

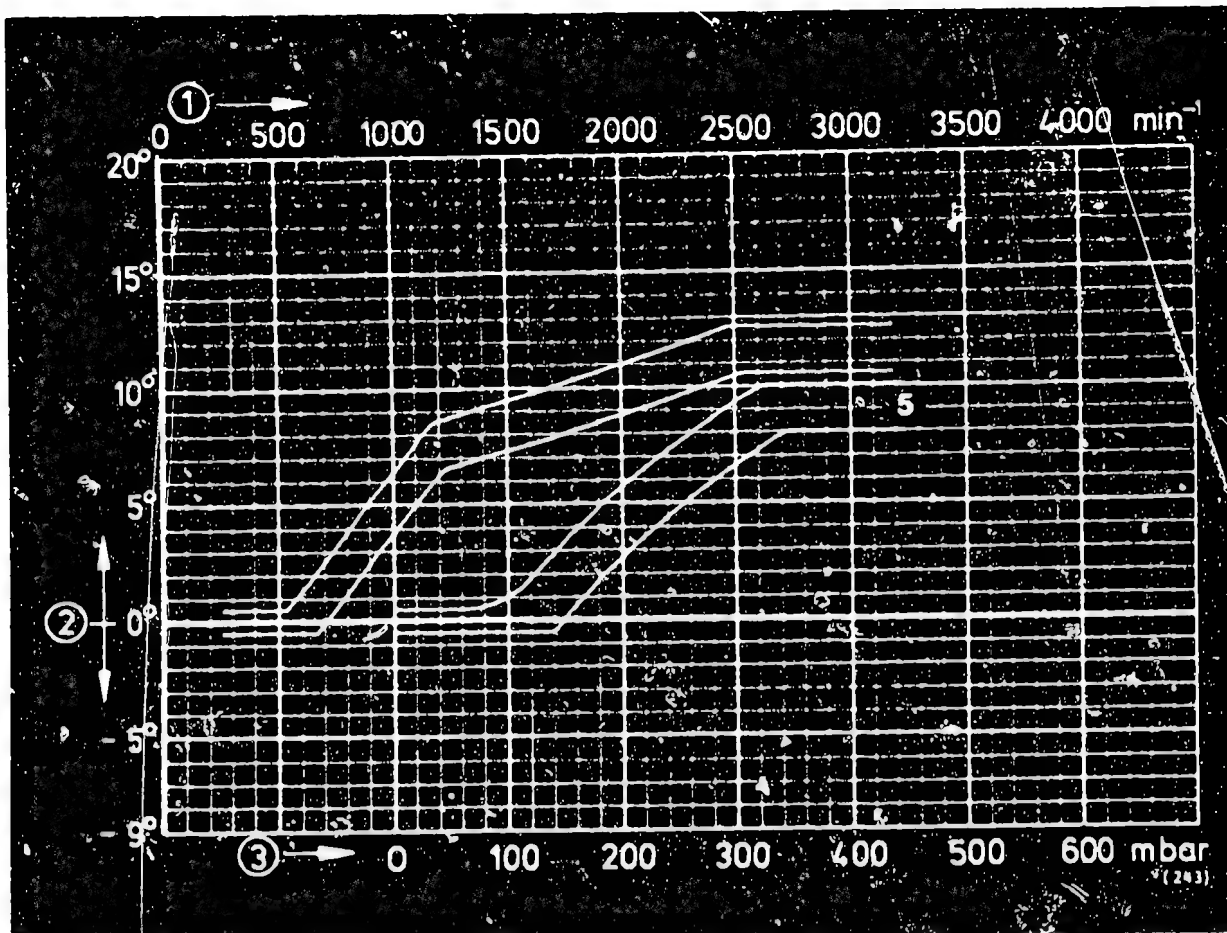
Repair and test instructions: W-237/500

**J4**

Test specifications

Ignition distributors 0 237..





0 237 020 091/092

- 1 = Distributor-shaft speed
- 2 = Distributor-shaft advance
- 3 = Negative gauge pressure (vacuum)
- 5 = Negative gauge pressure (vacuum) advance

Test adapter KDZV 7202

ZV-H

Addition to tolerance range

$\pm 0,5^{\circ}$  dist.shaft

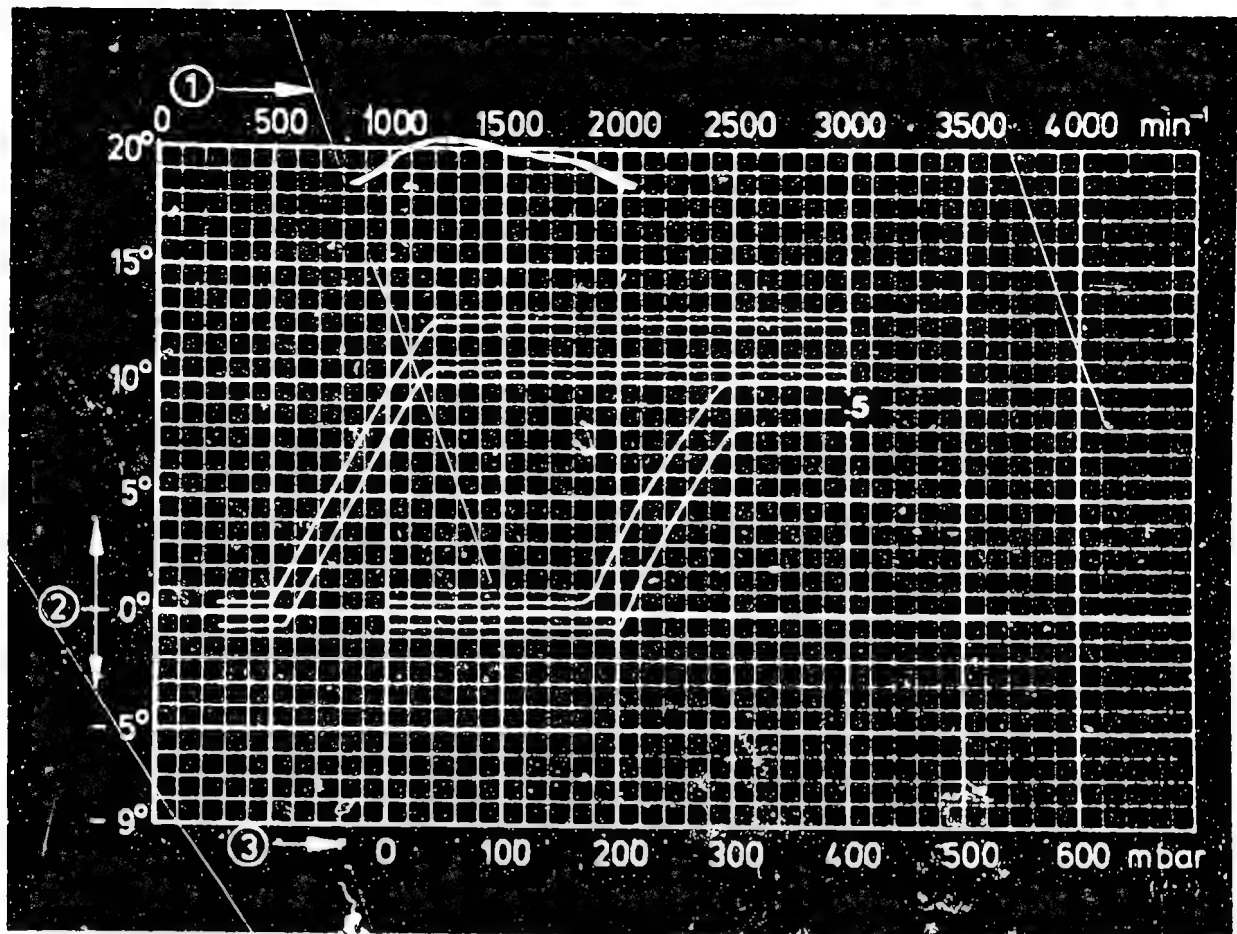
Repair and test instructions: W-237/500

**J5**

Test specifications

Ignition distributors 0 237..





0 237 020 093/094

- 1 = Distributor-shaft speed
- 2 = Distributor-shaft advance
- 3 = Negative gauge pressure (vacuum)
- 5 = Negative gauge pressure (vacuum) advance

Test adapter KDZV 7202

ZV-H

Addition to tolerance range

$\pm 0,5^\circ$  dist.shaft

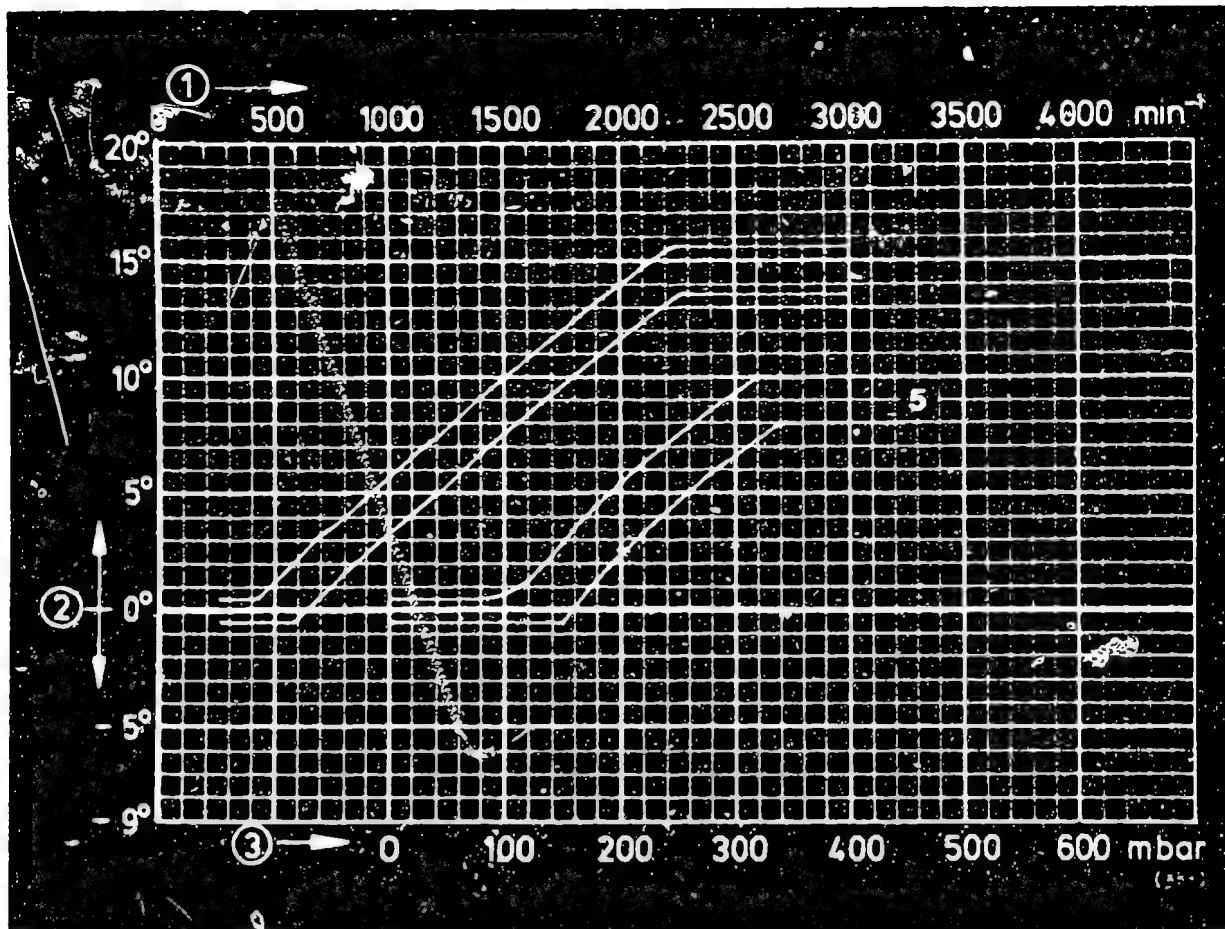
Repair and test instructions: W-237/500

**J6**

Test specifications

Ignition distributors 0 237..





0 237 020 095/096

- 1 = Distributor-shaft speed
- 2 = Distributor-shaft advance
- 3 = Negative gauge pressure (vacuum)
- 5 = Negative gauge pressure (vacuum) advance

Test adapter KDZV 7202

ZV-H

Addition to tolerance range

$\pm 0,5^\circ$  dist.shaft

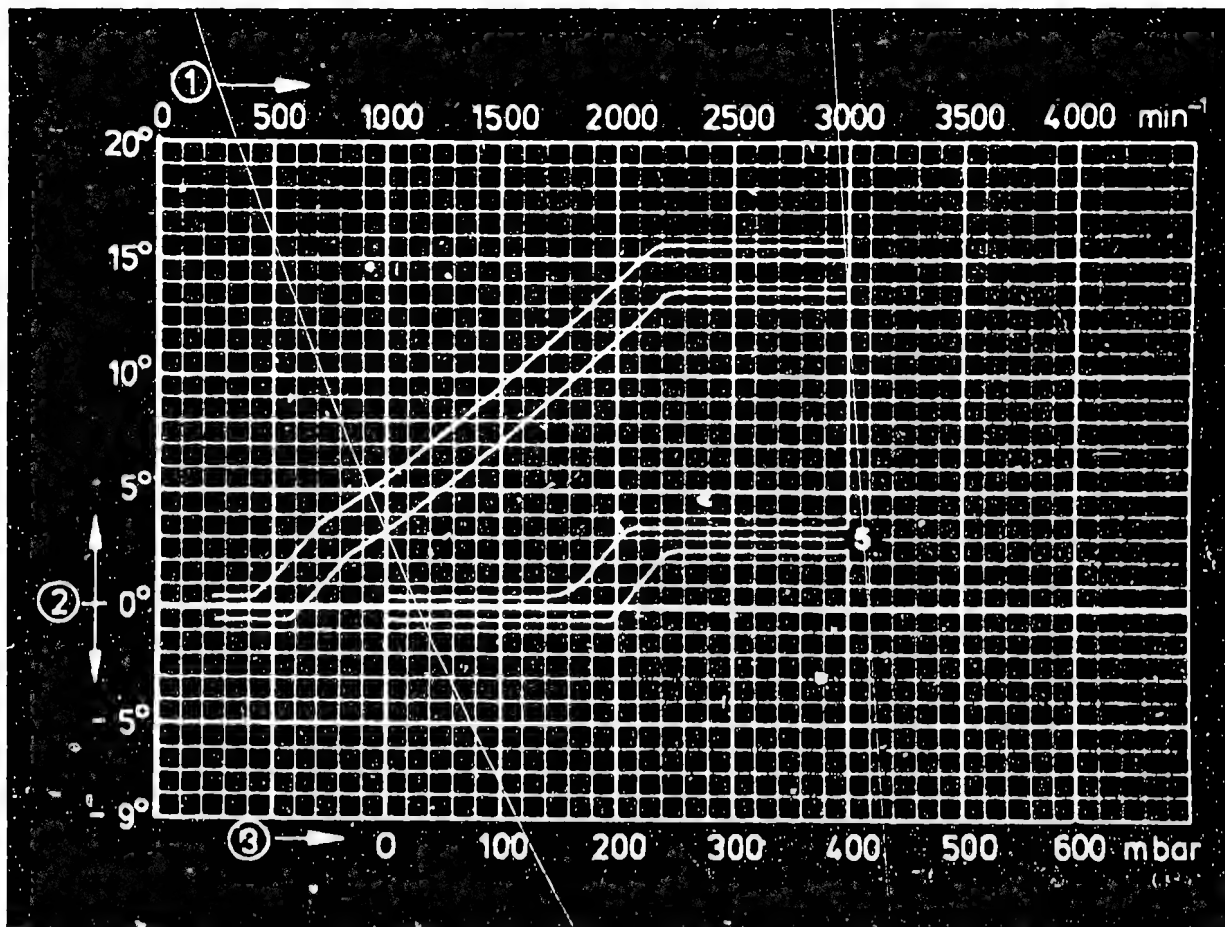
Repair and test instructions: W-237/500

**J7**

Test specifications

Ignition distributors 0 237..





0 237 020 097/098

- 1 = Distributor-shaft speed
- 2 = Distributor-shaft advance
- 3 = Negative gauge pressure (vacuum)
- 5 = Negative gauge pressure (vacuum) advance

Test adapter KDZV 7202

ZV-H

Addition to tolerance range

+ 0,5° dist.shaft

Repair and test instructions: W-237/500

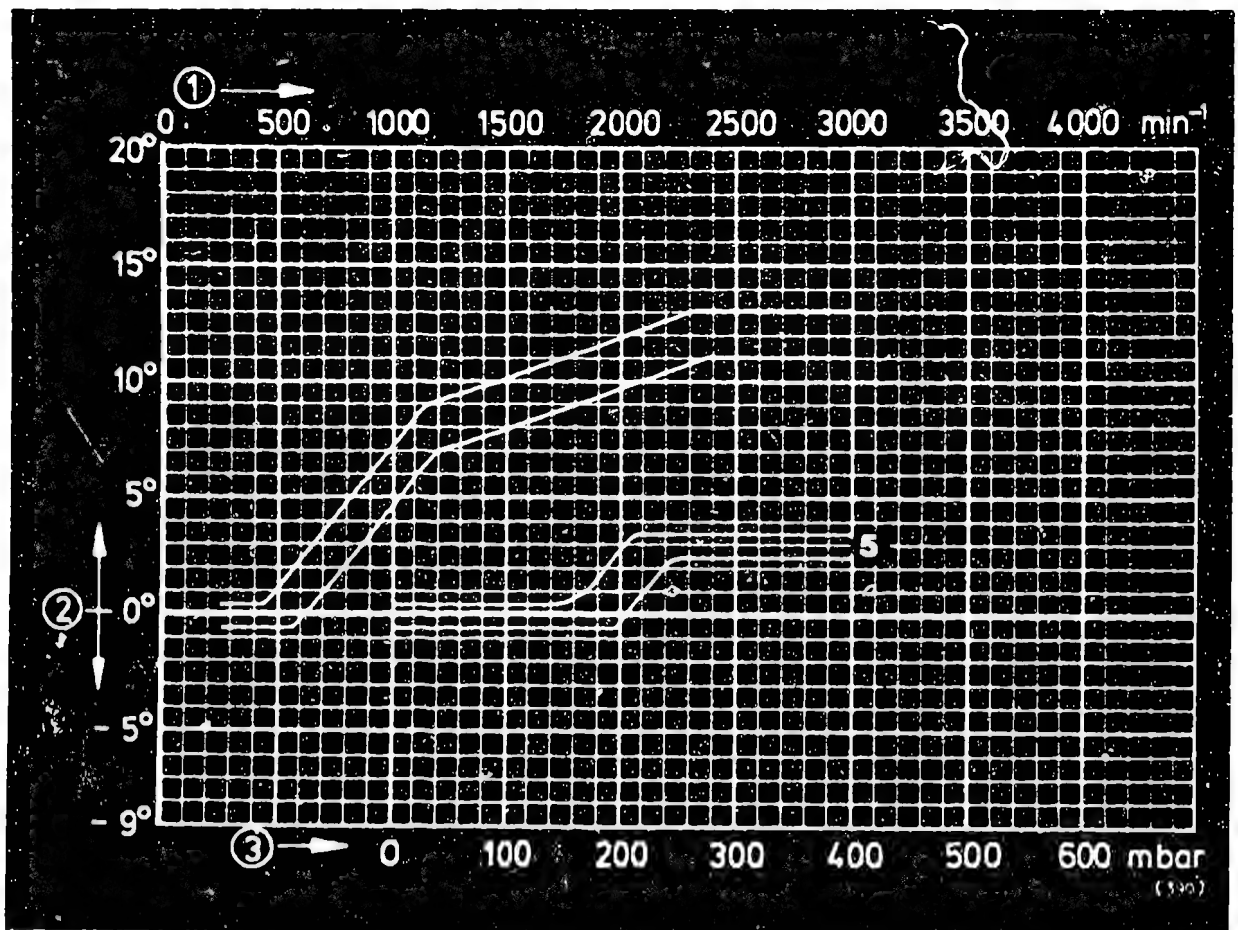
**J8**

Test specifications

Ignition distributors 0 237..







0 237 020 099/100

- 1 = Distributor-shaft speed
- 2 = Distributor-shaft advance
- 3 = Negative gauge pressure (vacuum)
- 5 = Negative gauge pressure (vacuum) advance

Test adapter KDZV 7202

ZV-H

Addition to tolerance range

± 0,5° dist.shaft

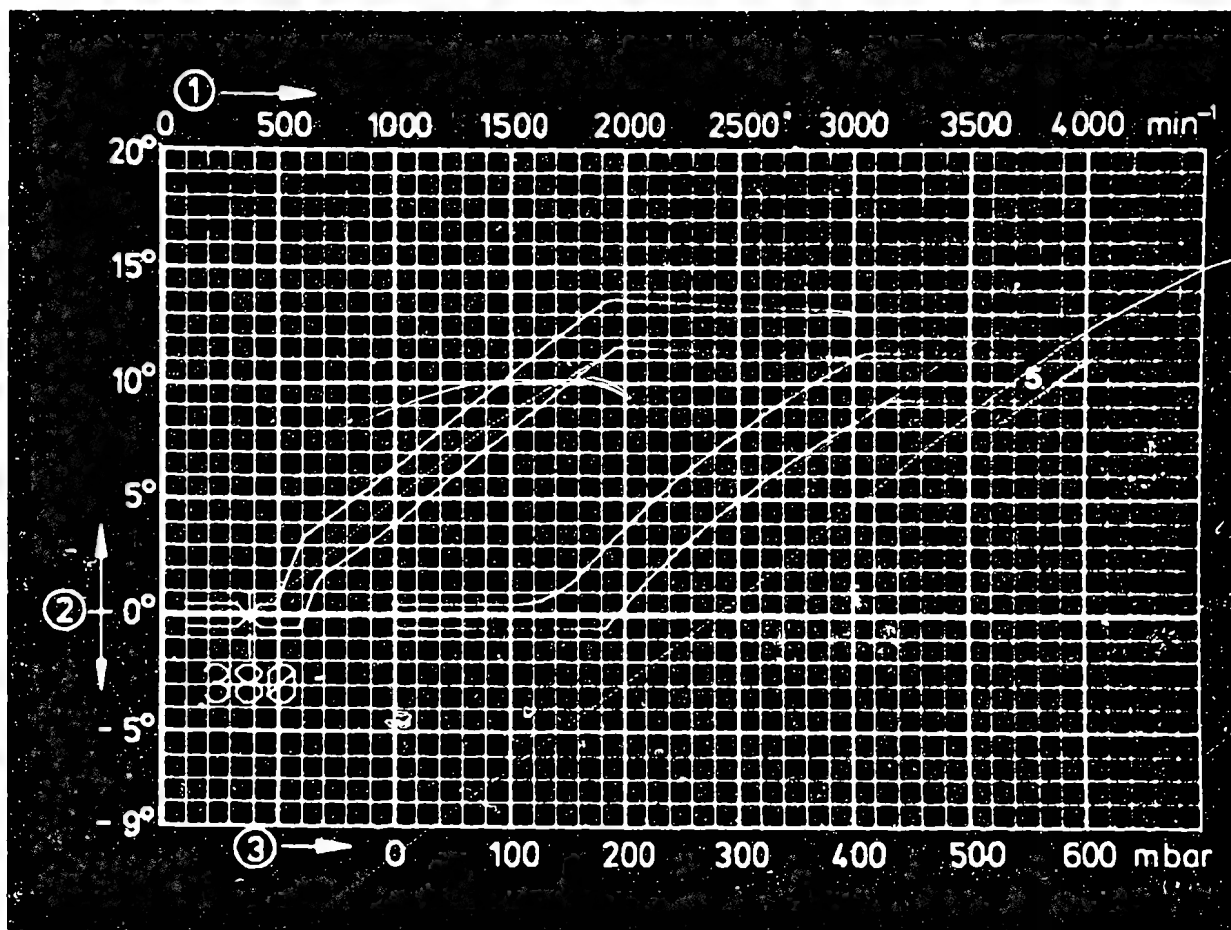
Repair and test instructions: W-237/500

**J9**

Test specifications

Ignition distributors 0 237..





0 237 020 101

- 1 = Distributor-shaft speed
- 2 = Distributor-shaft advance
- 3 = Negative gauge pressure (vacuum)
- 5 = Negative gauge pressure (vacuum) advance

Test adapter KDZV 7202

ZV-H

Addition to tolerance range

$\pm 0,5^\circ$  dist.shaft

Repair and test instructions: W-237/500

Clamping flange:

1 685 700 129 .

Driver:

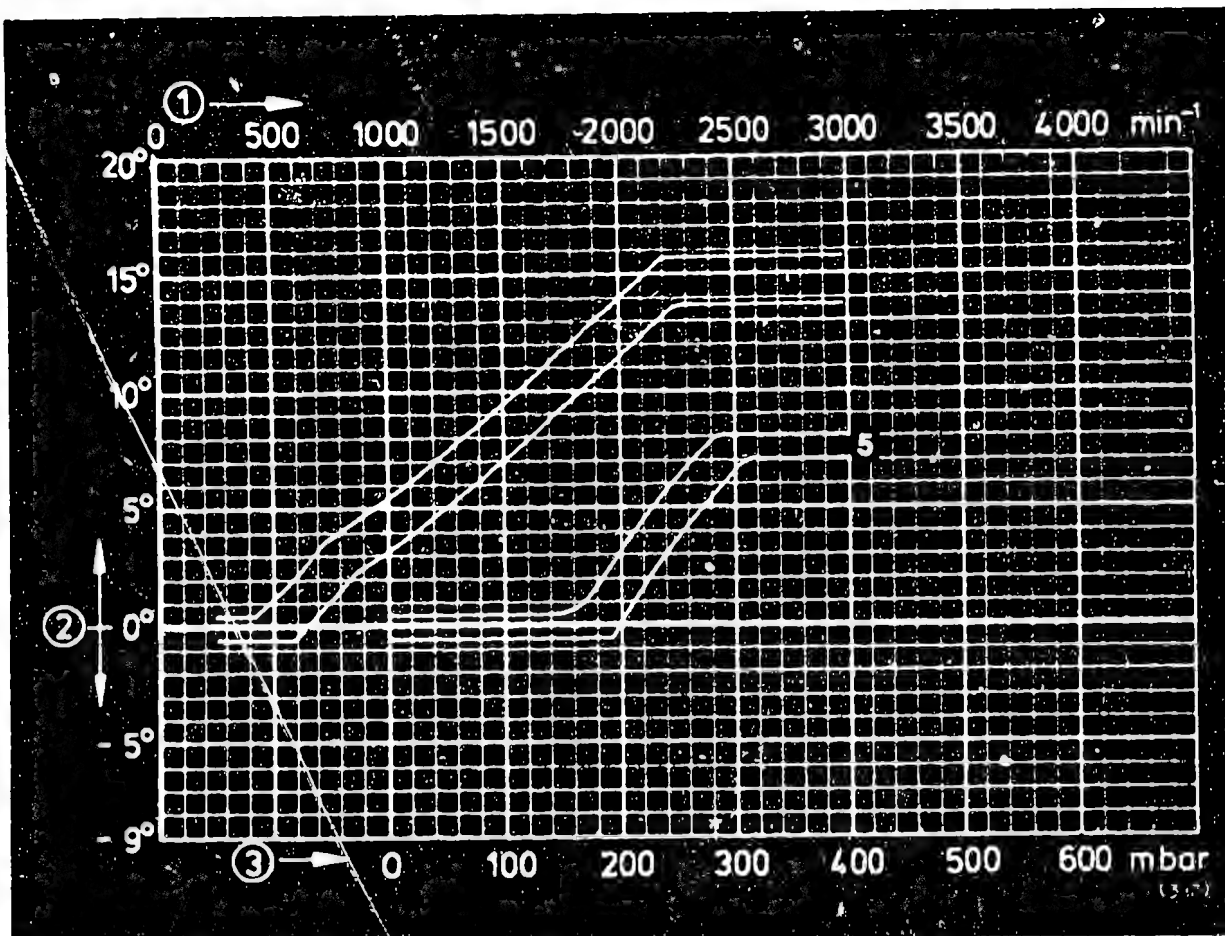
1 686 400 004

**J10**

Test specifications

Ignition distributors 0 237..





0 237 020 103/104

- 1 = Distributor-shaft speed
- 2 = Distributor-shaft advance
- 3 = Negative gauge pressure (vacuum)
- 5 = Negative gauge pressure (vacuum) advance

Test adapter KDZV 7202

ZV-H

Addition to tolerance range

$\pm 0,5^\circ$  dist.shaft

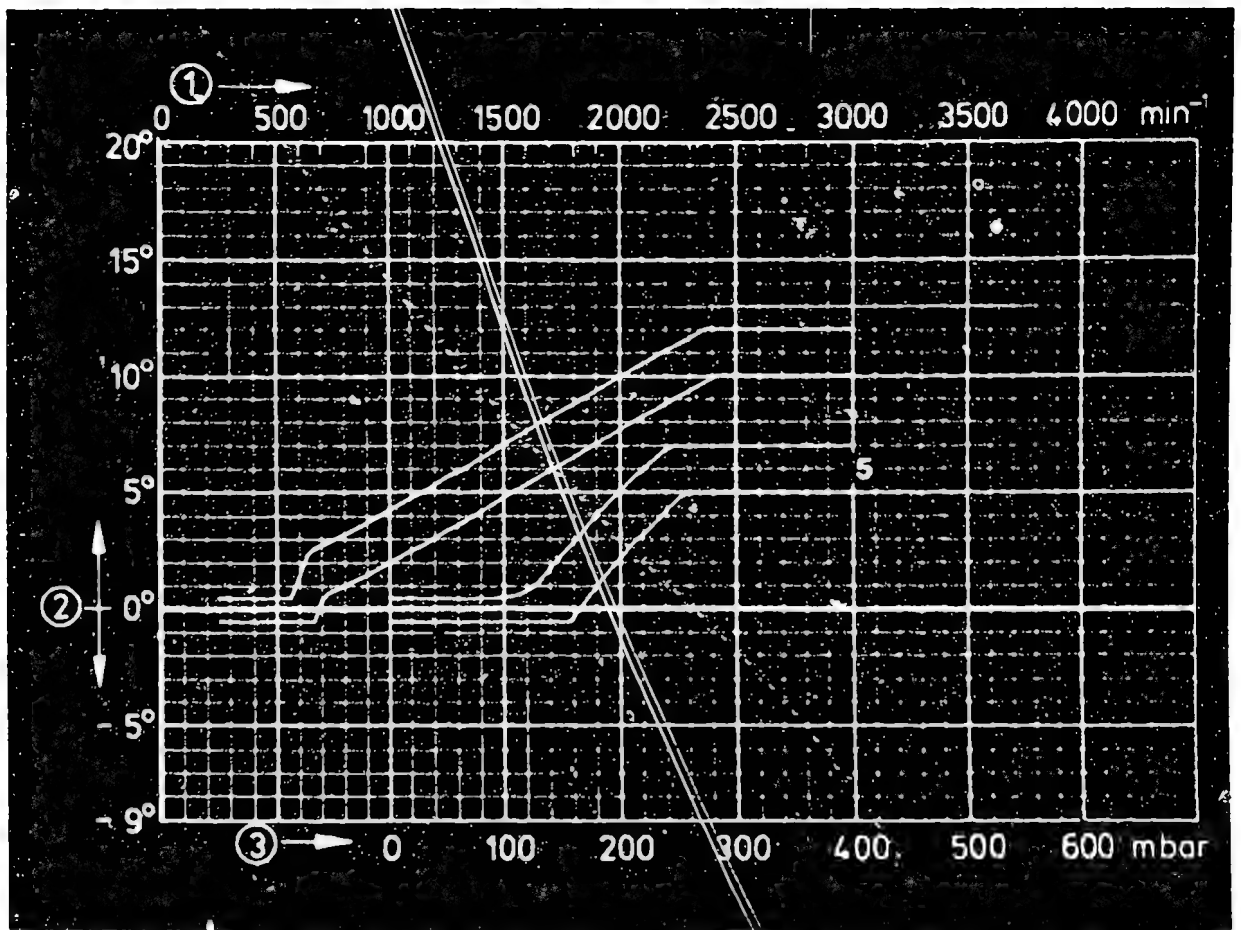
Repair and test instructions: W-237/500

**J11**

Test specifications

Ignition distributors 0 237..





0 237 020 105/106

- 1 = Distributor-shaft speed
- 2 = Distributor-shaft advance
- 3 = Negative gauge pressure (vacuum)
- 5 = Negative gauge pressure (vacuum) advance

Test adapter KDZV 7202

ZV-H

Addition to tolerance range

$\pm 0,5^\circ$  dist.shaft

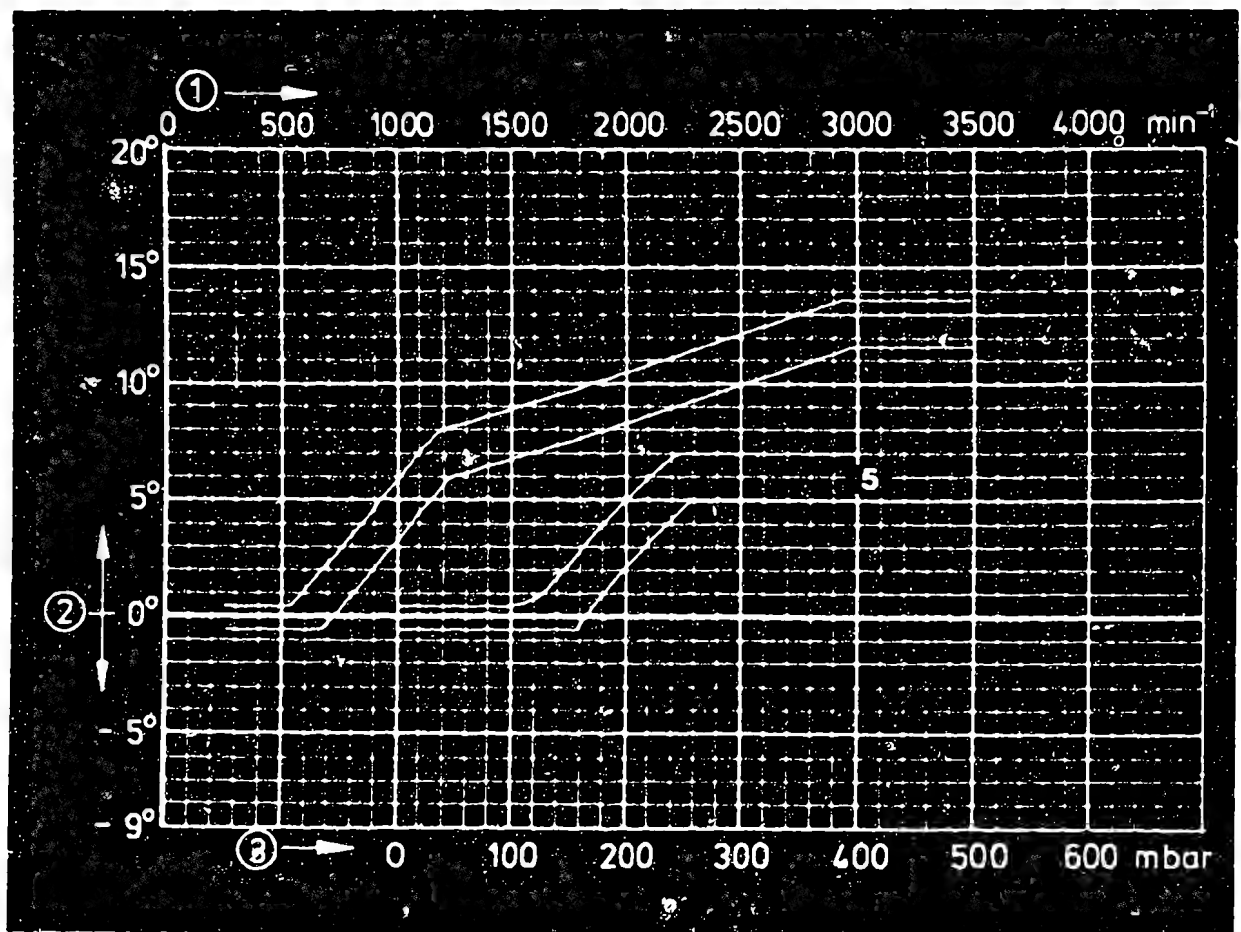
Repair and test instructions: W-237/500

**J12**

Test specifications

Ignition distributors 0 237..





0 237 020 109/110

- 1 = Distributor-shaft speed
- 2 = Distributor-shaft advance
- 3 = Negative gauge pressure (vacuum)
- 5 = Negative gauge pressure (vacuum) advance

Test adapter KDZV 7202

ZV-H

Addition to tolerance range

$\pm 0,5^\circ$  dist.shaft

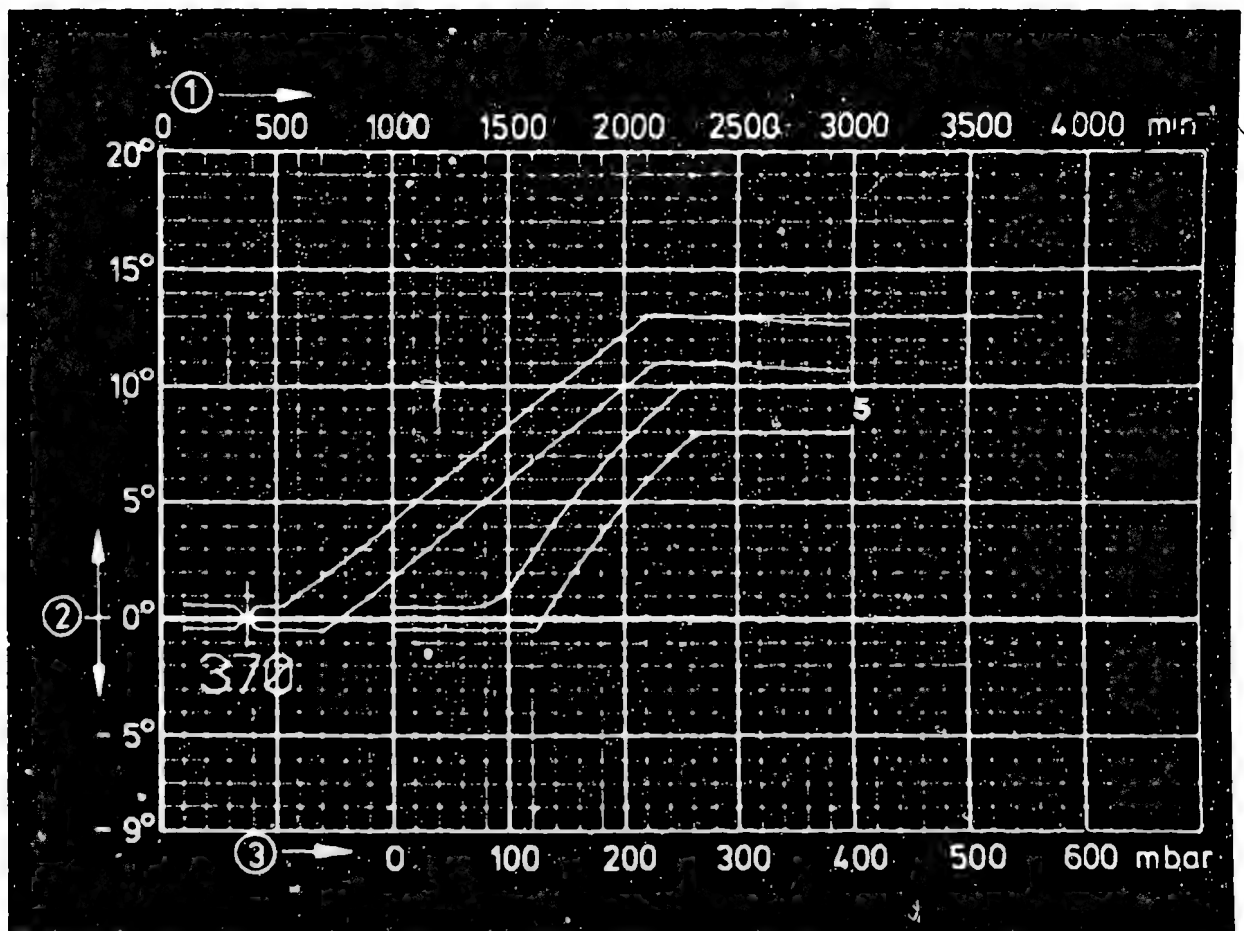
Repair and test instructions: W-237/500

**J13**

Test specifications

Ignition distributors 0 237..





0 237 021 016

- 1 = Distributor-shaft speed
- 2 = Distributor-shaft advance
- 3 = Negative gauge pressure (vacuum)
- 5 = Negative gauge pressure (vacuum) advance

Test adapter KDZV 7202

ZV-H

Addition to tolerance range

+ 0,5° dist.shaft

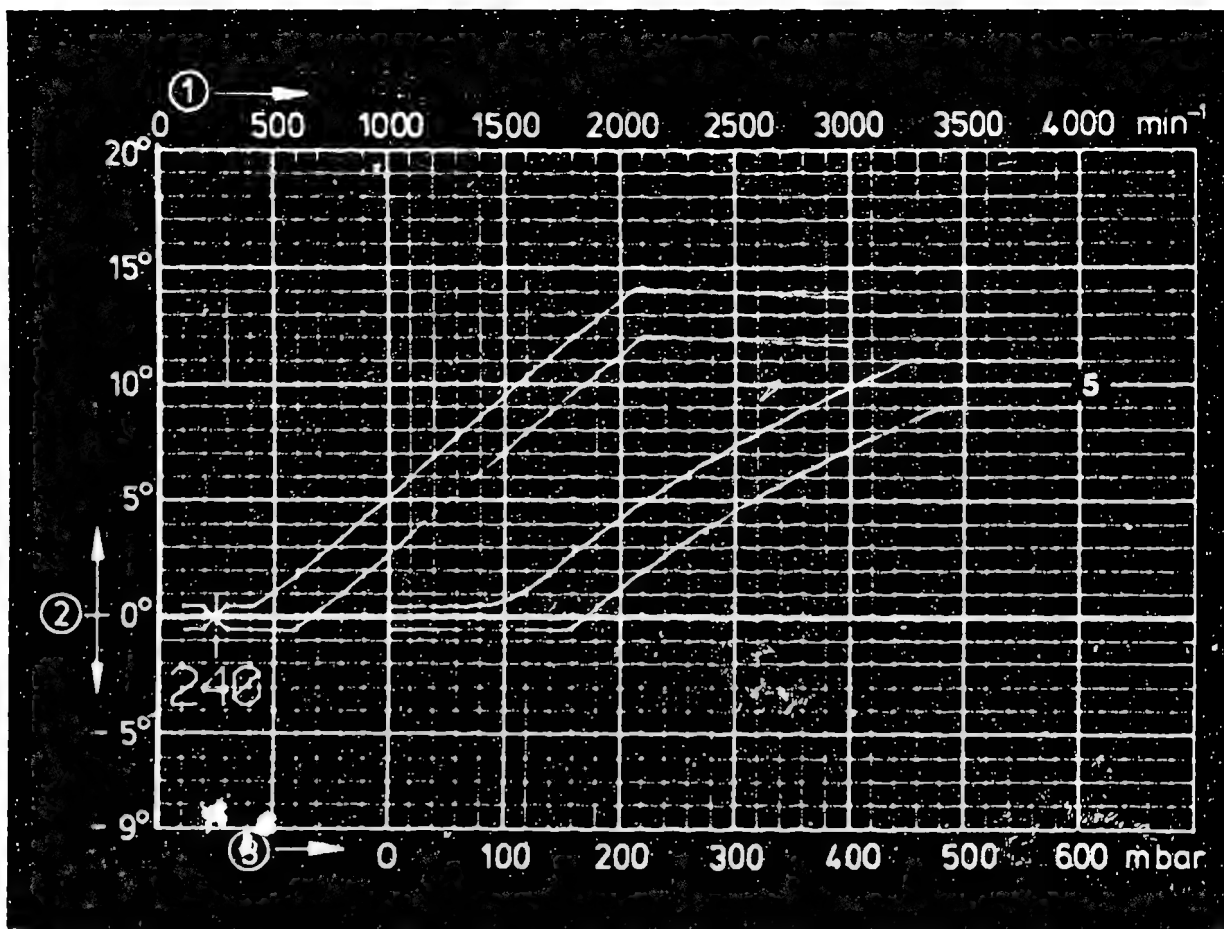
Repair and test instructions: W-237/500

**J14**

Test specifications

Ignition distributors 0 237..





0 237 021 024

- 1 = Distributor-shaft speed
- 2 = Distributor-shaft advance
- 3 = Negative gauge pressure (vacuum)
- 5 = Negative gauge pressure (vacuum) advance

Test adapter KDZV 7202

ZV-H

Addition to tolerance range

+  $0,5^\circ$  dist.shaft

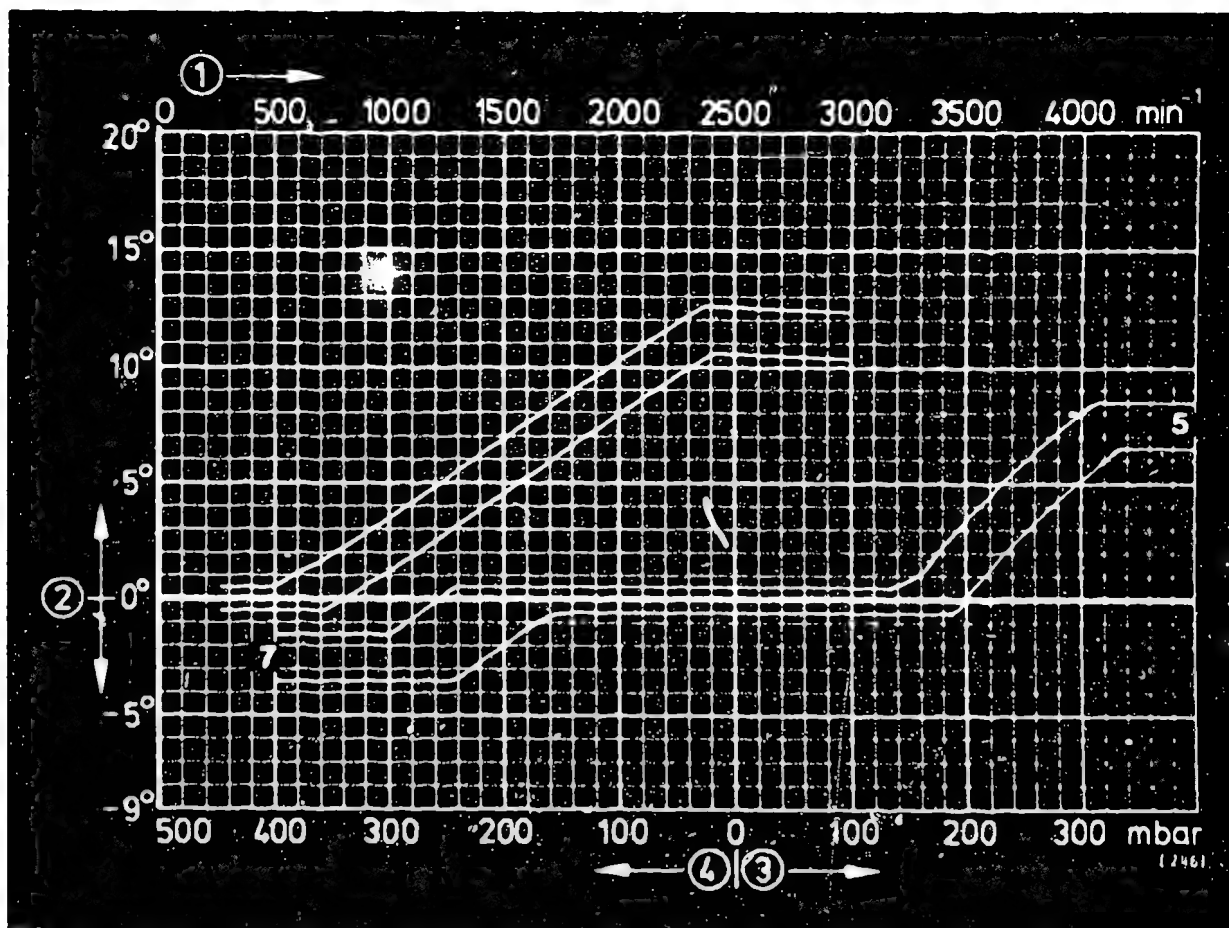
Repair and test instructions: W-237/500

**J15**

Test specifications

Ignition distributors 0 237..





0 237 022 031

- 1 = Distributor-shaft speed
- 2 = Distributor-shaft advance
- 3 = Negative gauge pressure (vacuum)
- 4 = Gauge pressure
- 5 = Negative gauge pressure (vacuum) advance
- 7 = Gauge pressure (advance/retard)

Test adapter KDZV 7202

ZV-H

Addition to tolerance range

$\pm 0,5^\circ$  dist.shaft

Repair and test instructions: W-237/500

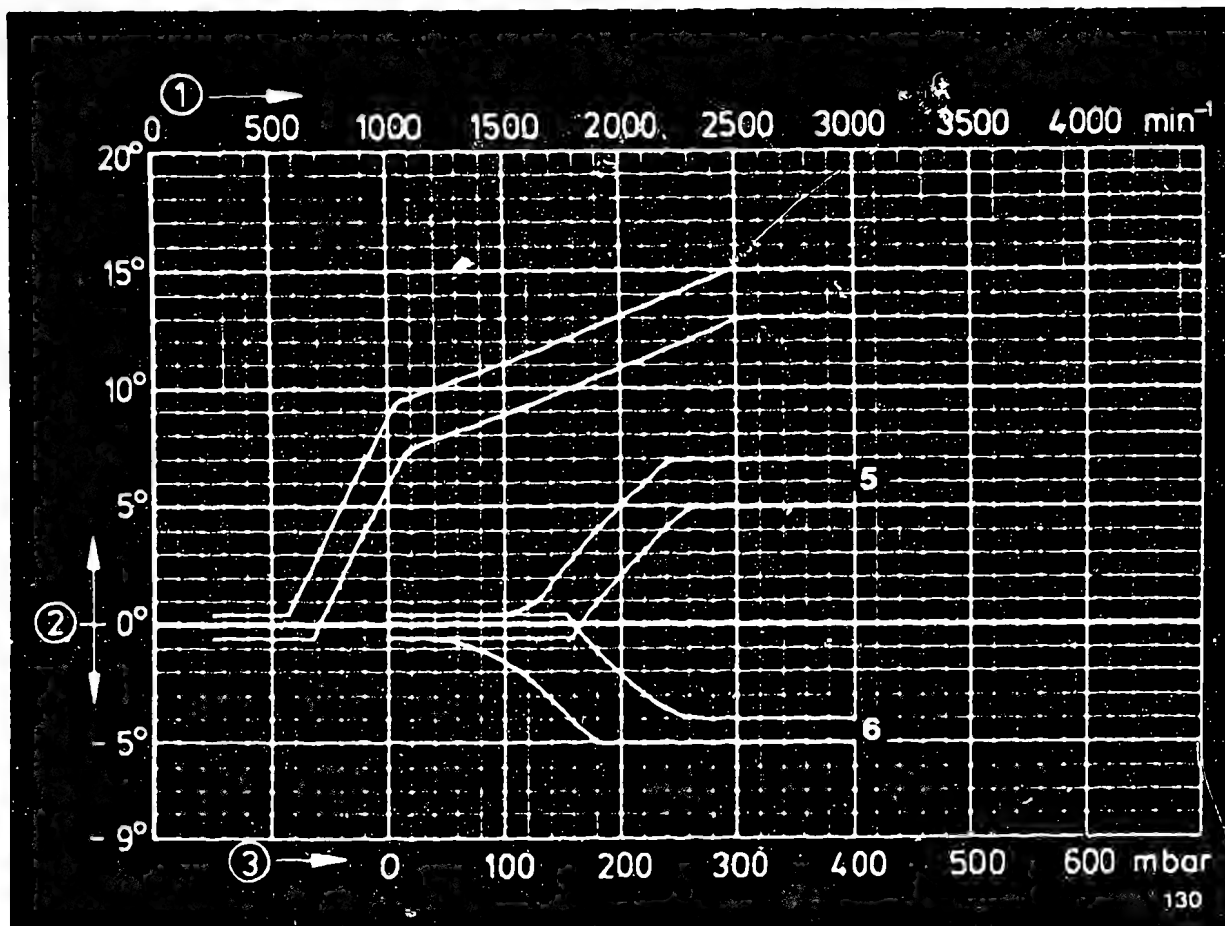
**J16**

Test specifications

Ignition distributors 0 237..







0 237 022 035/036

- 1 = Distributor-shaft speed
- 2 = Distributor-shaft advance
- 3 = Negative gauge pressure (vacuum)
- 5 = Negative gauge pressure (vacuum) advance
- 6 = Negative gauge pressure (vacuum) retard

Test adapter KDZV 7202

ZV-H

Addition to tolerance range

$\pm 0,5^\circ$  dist.shaft

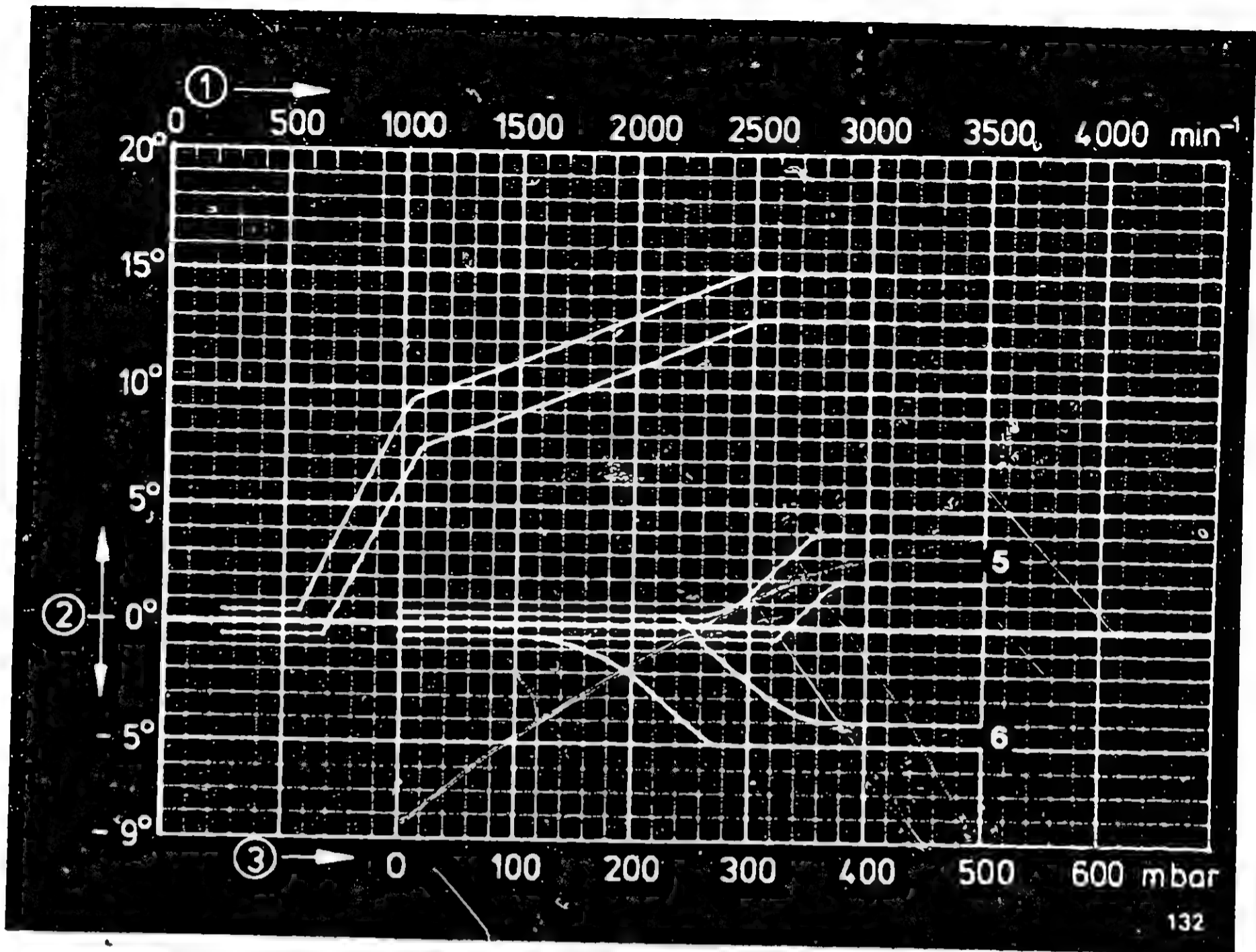
Repair and test instructions: W-237/500

**J17**

Test specifications

Ignition distributors 0 237..





0 237 022 037/038

- 1 = Distributor-shaft speed
- 2 = Distributor-shaft advance
- 3 = Negative gauge pressure (vacuum)
- 5 = Negative gauge pressure (vacuum) advance
- 6 = Negative gauge pressure (vacuum) retard

Test adapter KDZV 7202

ZV-H

Addition to tolerance range

$\pm 0,5^\circ$  dist.shaft

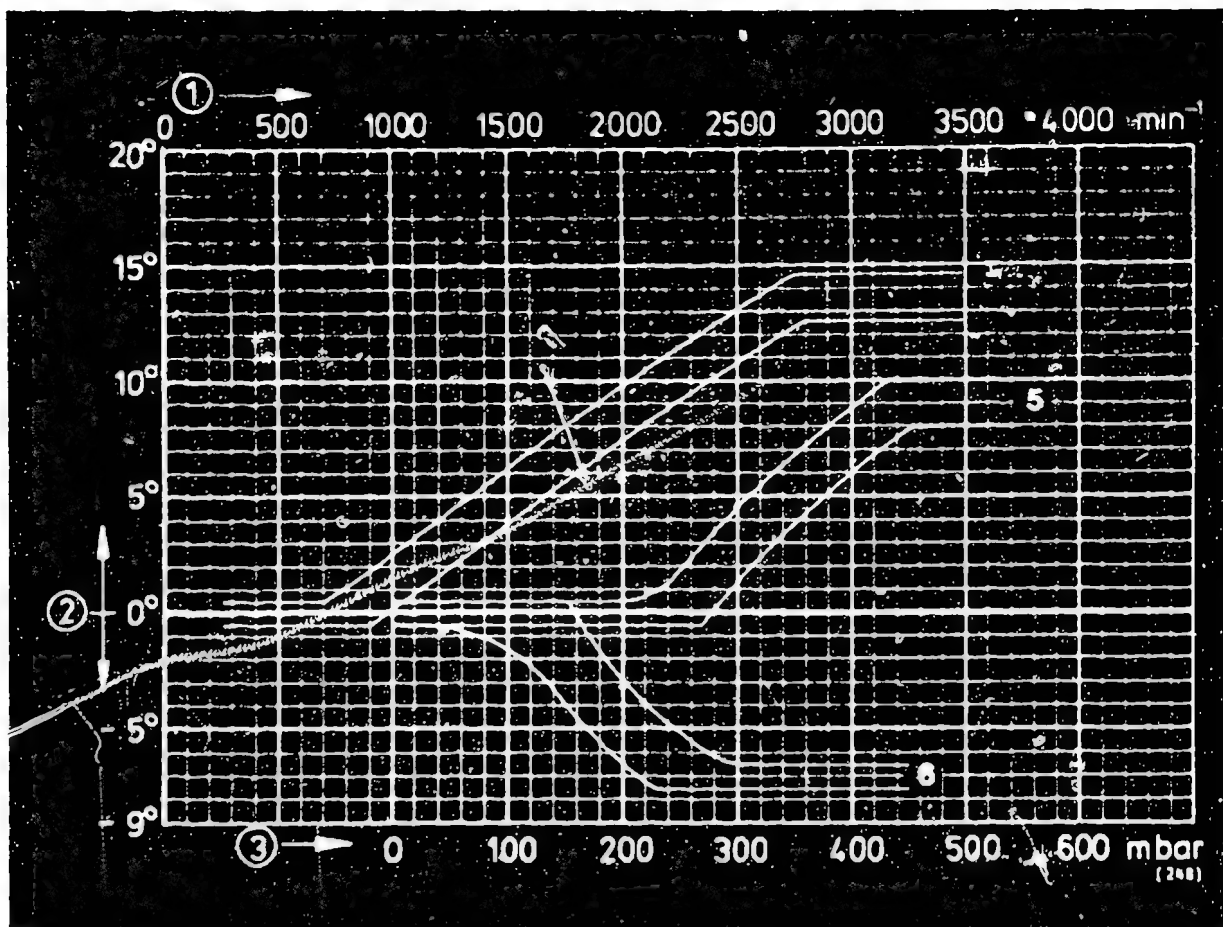
Repair and test instructions: W-237/500

**J18**

Test specifications

Ignition distributors 0 237..





0 237 022 039/040

- 1 = Distributor-shaft speed
- 2 = Distributor-shaft advance
- 3 = Negative gauge pressure (vacuum)
- 5 = Negative gauge pressure (vacuum) advance
- 6 = Negative gauge pressure (vacuum) retard

Test adapter KDZV 7202  
 Addition to tolerance rang  
 FD (date of manufacture)

ZV-H  
 + 0,5° dist.shaft  
 Z46 +

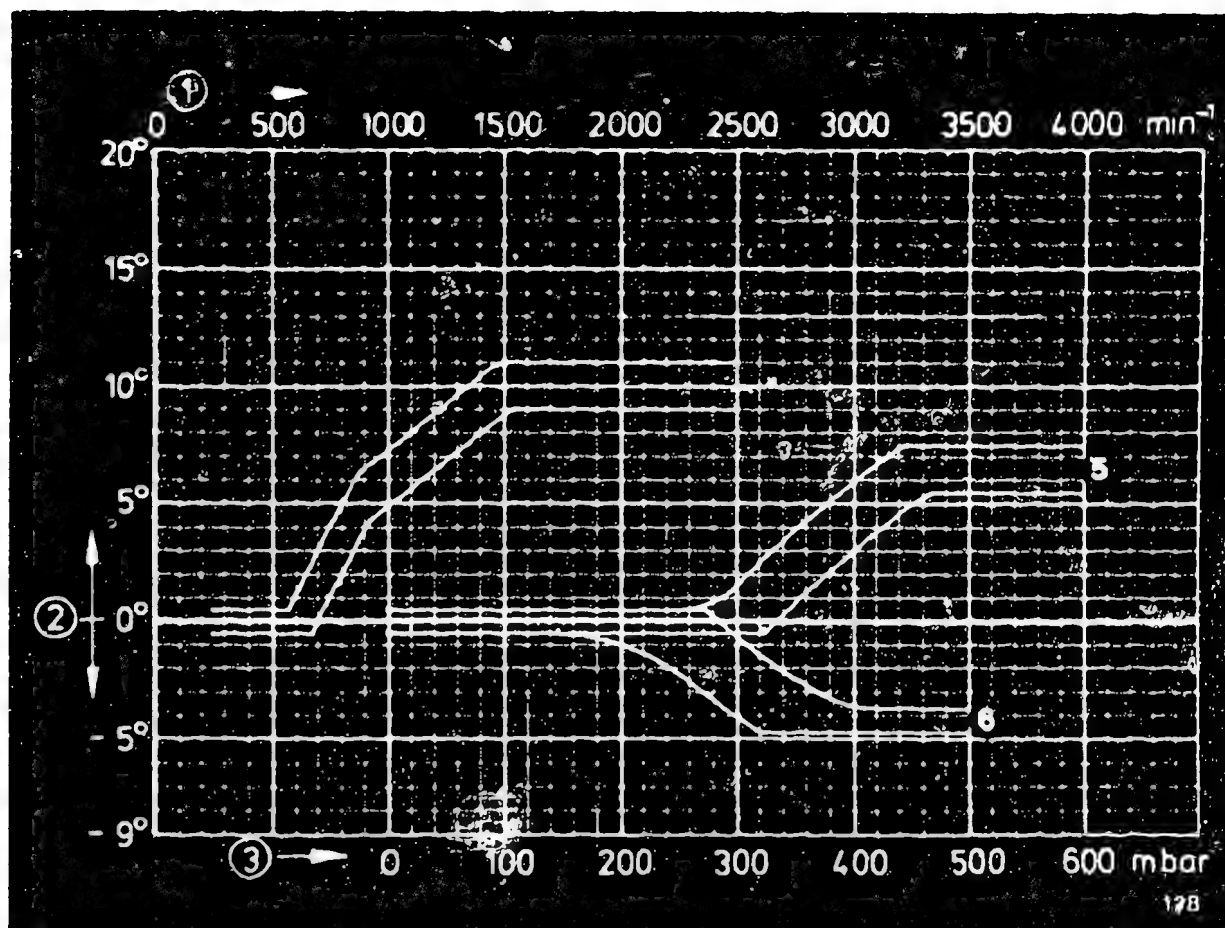
Repair and test instructions: W-237/500

**J19**

Test specifications

Ignition distributors 0 237..





0 237 022 043/044

- 1 = Distributor-shaft speed
- 2 = Distributor-shaft advance
- 3 = Negative gauge pressure (vacuum)
- 5 = Negative gauge pressure (vacuum) advance
- 6 = Negative gauge pressure (vacuum) retard

Test adapter KDZV 7202

ZV-H

Addition to tolerance range

$\pm 0,5^{\circ}$  dist.shaft

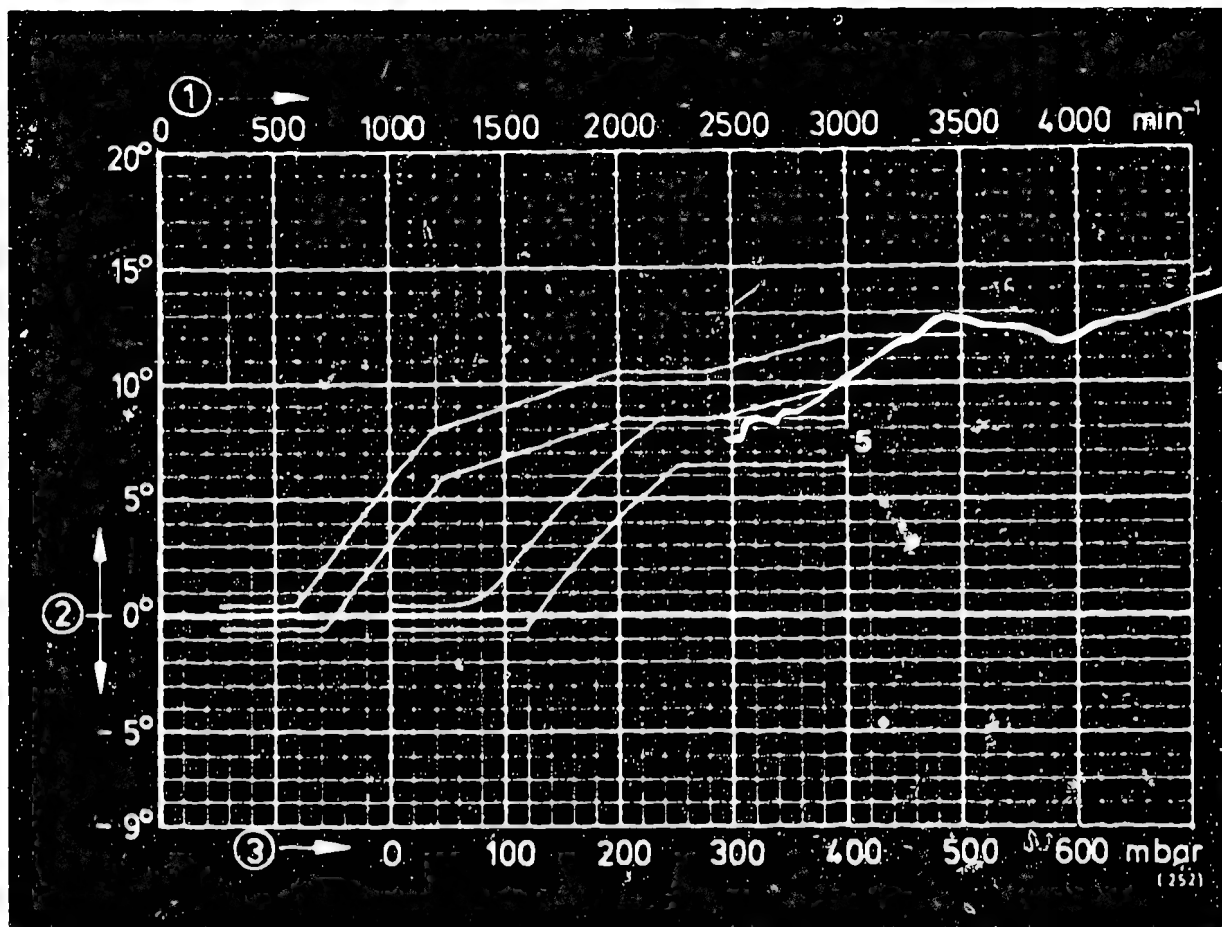
Repair and test instructions: W-237/500

**J20**

Test specifications

Ignition distributors 0 237..





0 237 024 007/008

- 1 = Distributor-shaft speed
- 2 = Distributor-shaft advance
- 3 = Negative gauge pressure (vacuum)
- 5 = Negative gauge pressure (vacuum) advance

Test adapter KDZV 7202

Addition to tolerance range

FD (date of manufacture)

Cut-out speed of limiter

ZV-H

+ 0,5° dist.shaft

246 →

3380 to 3590 min<sup>-1</sup>

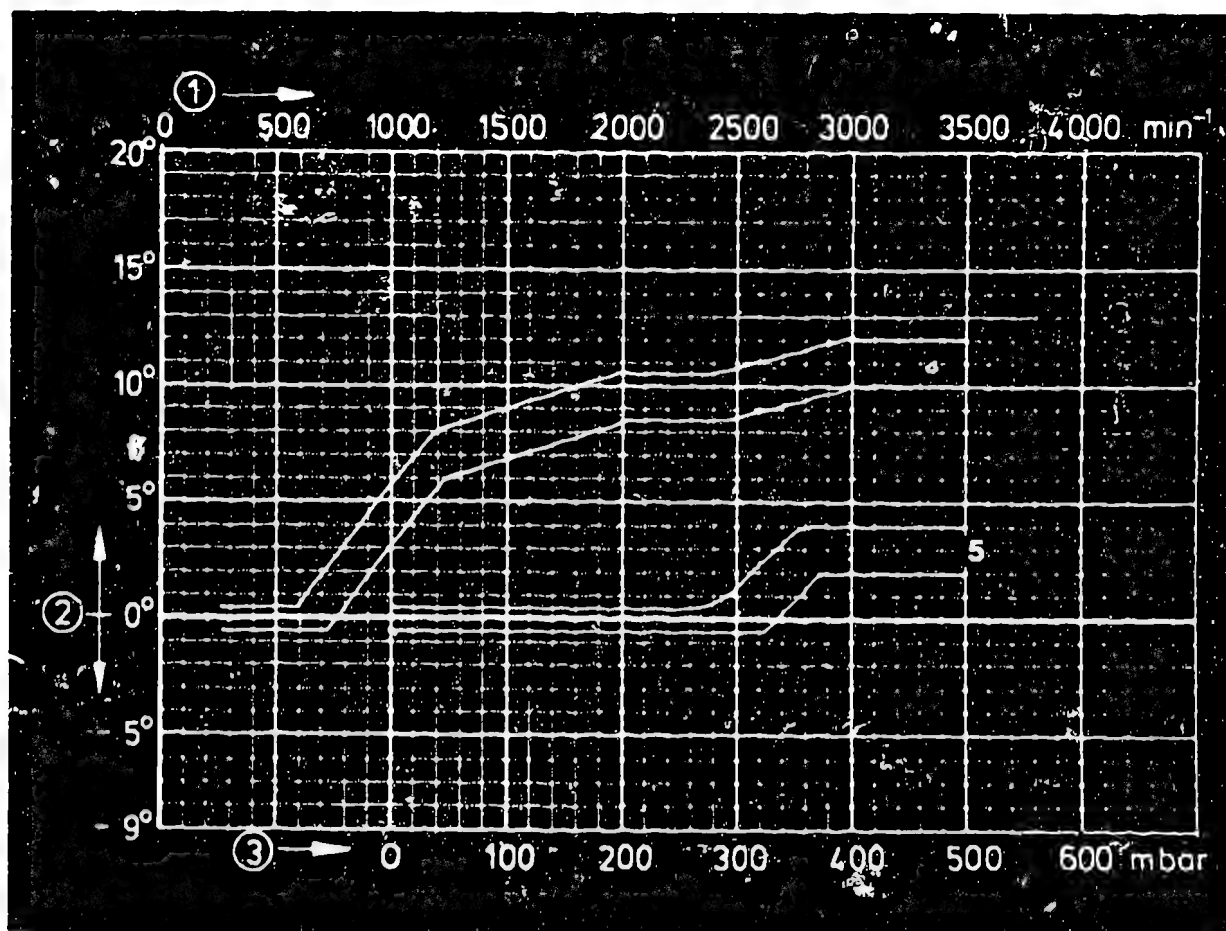
Repair and test instructions: W-237/500

**J21**

Test specifications

Ignition distributors 0 237..





0 237 024 009/010

- 1 = Distributor-shaft speed
- 2 = Distributor-shaft advance
- 3 = Negative gauge pressure (vacuum)
- 5 = Negative gauge pressure (vacuum) advance

Test adapter KDZV 7202  
 Addition to tolerance range  
 Cut-out speed of limiter

ZV-H  
 + 0,5° dist.shaft  
 3280 to 3480 min<sup>-1</sup>

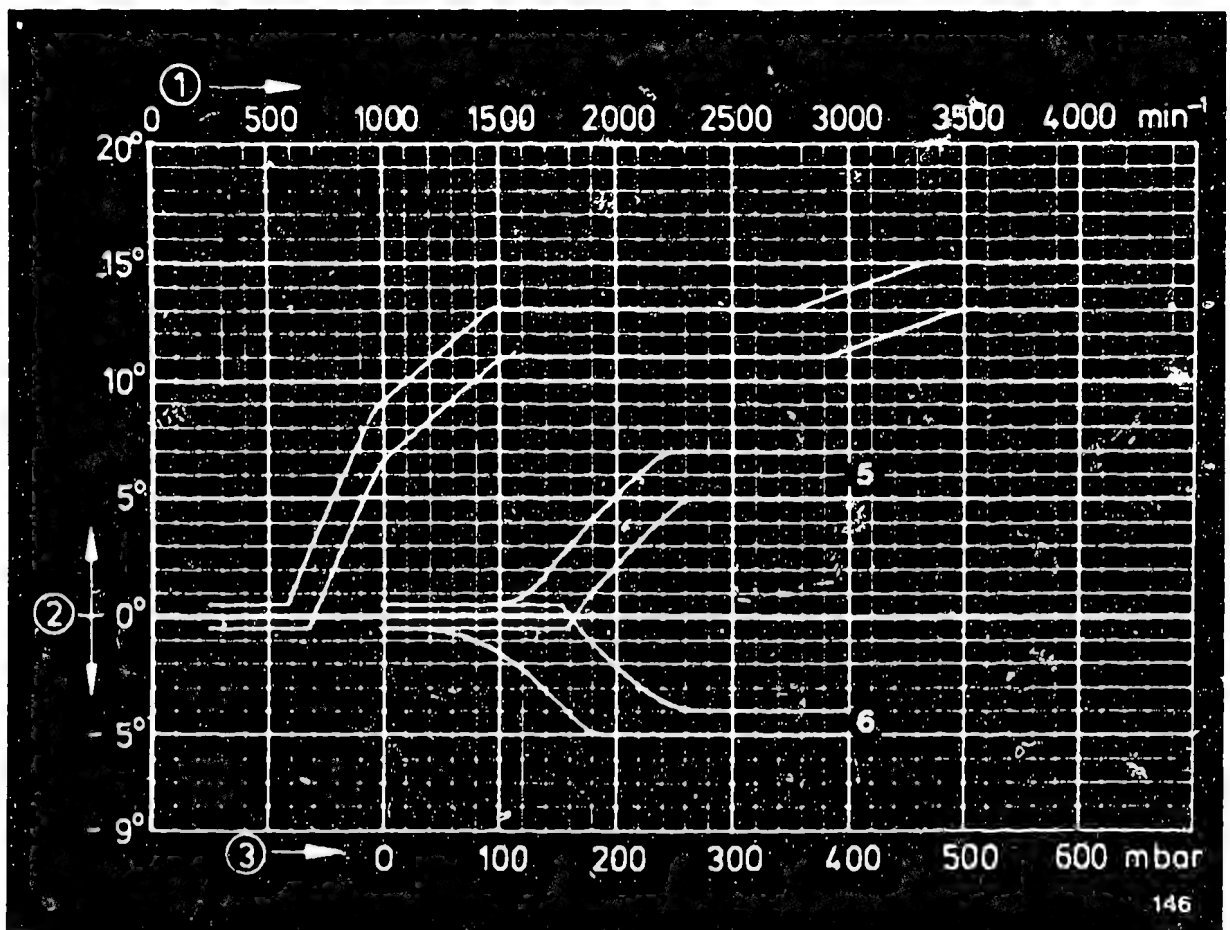
Repair and test instructions: W-237/500

**J22**

Test specifications

Ignition distributors 0 237..





0 237 027 023/024

- 1 = Distributor-shaft speed
- 2 = Distributor-shaft advance
- 3 = Negative gauge pressure (vacuum)
- 5 = Negative gauge pressure (vacuum) advance
- 6 = Negative gauge pressure (vacuum) retard

Test adapter KDZV 7202

ZV-H

Addition to tolerance range

± 0,5° dist.shaft

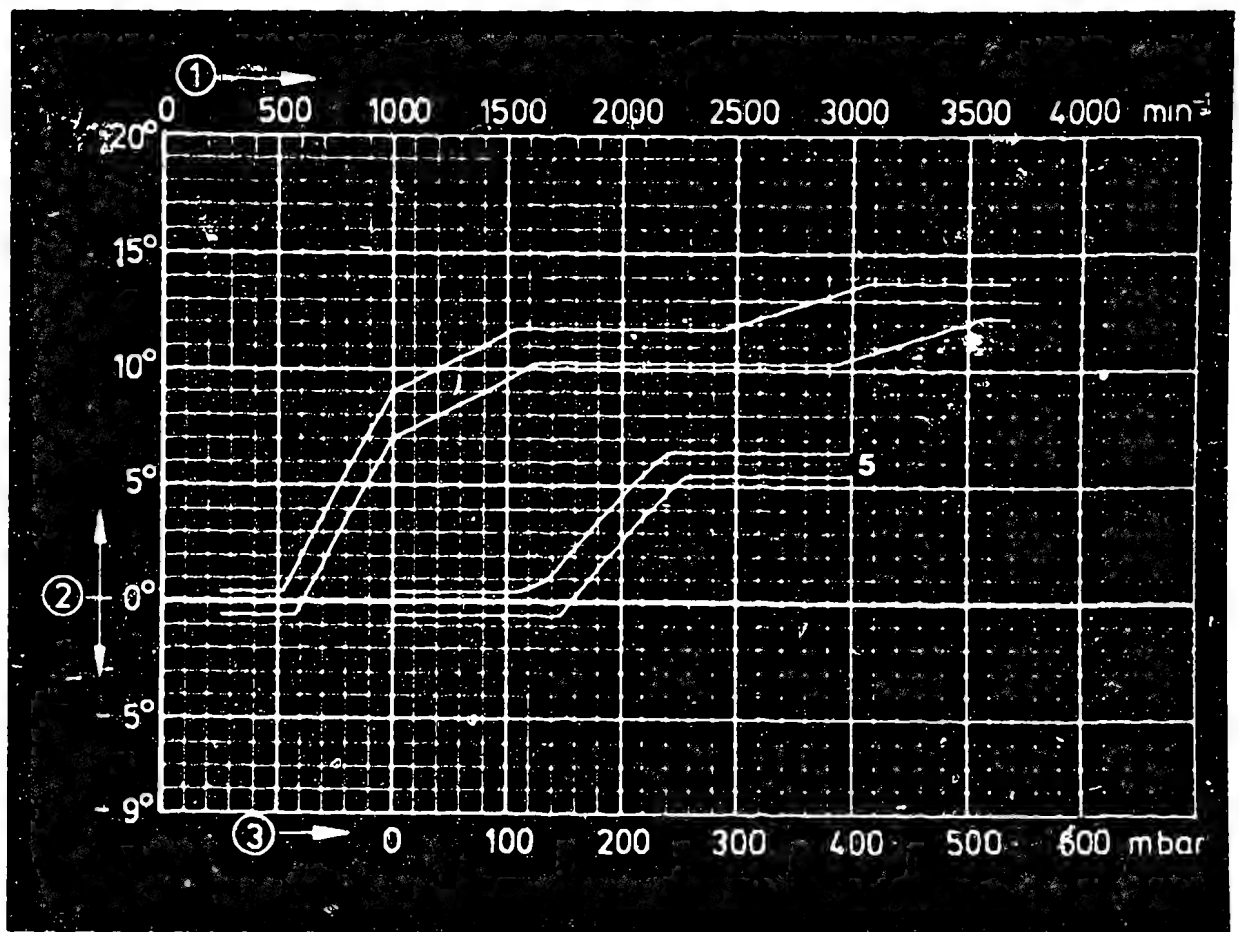
Repair and test instructions: W-237/500

**J23**

Test specifications

Ignition distributors 0 237..





0 237 031 011/012

- 1 = Distributor-shaft speed
- 2 = Distributor-shaft advance
- 3 = Negative gauge pressure (vacuum)
- 5 = Negative gauge pressure (vacuum) advance

Test adapter KDZV 7202  
 Addition to tolerance range  
 Cut-out speed of limiter

ZV-H  
 + 0,5° dist.shaft  
 3280 to 3480 min<sup>-1</sup>

Repair and test instructions: W-237/500

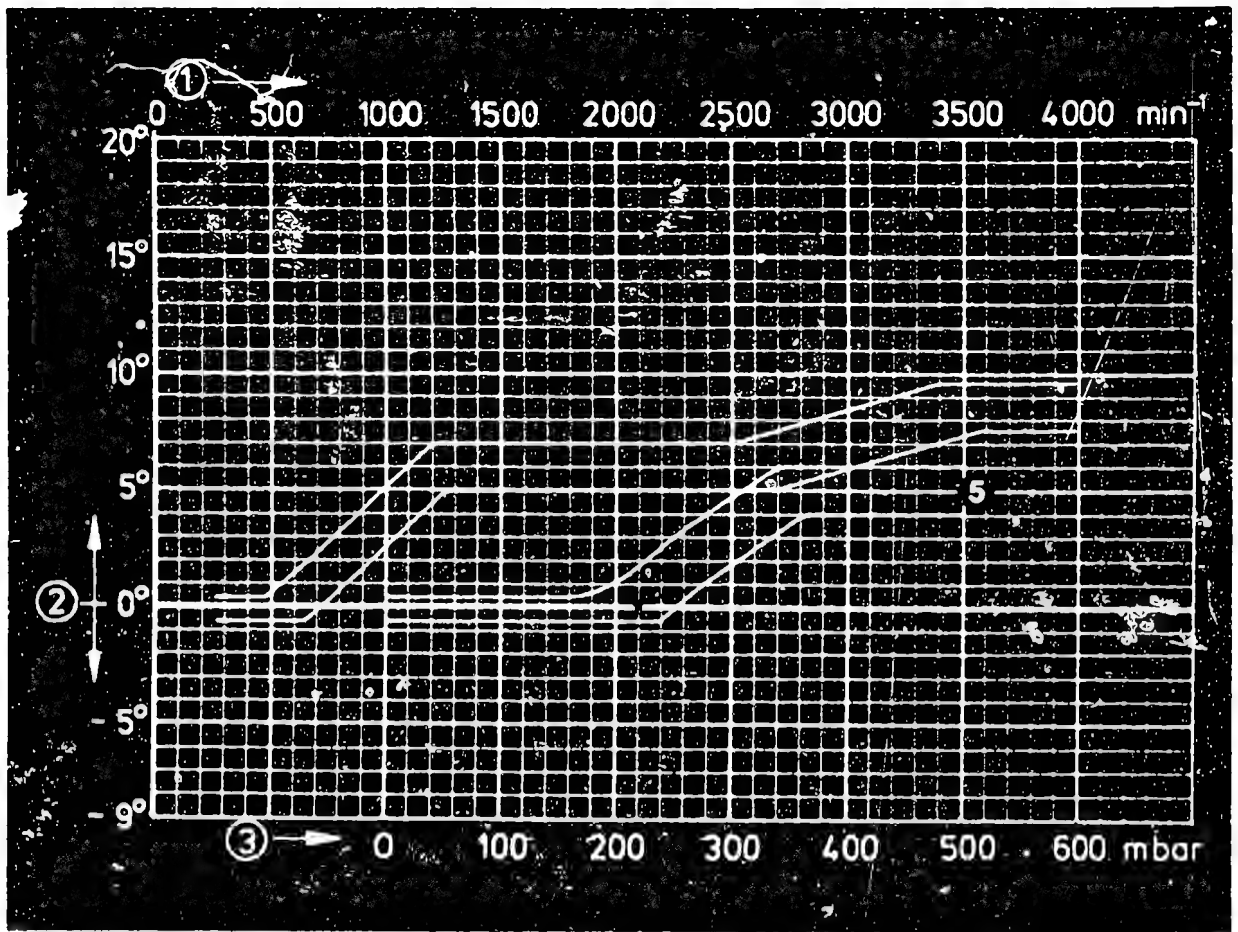
**J24**

Test specifications

Ignition distributors 0 237..







0 237 031 013/014

- 1 = Distributor-shaft speed
- 2 = Distributor-shaft advance
- 3 = Negative gauge pressure (vacuum)
- 5 = Negative gauge pressure (vacuum) advance

Test adapter KDZV 7202  
 Addition to tolerance range  
 Cut-out speed of limiter

ZV-H  
 + 0,5° dist.shaft  
 3280 to 3480 min<sup>-1</sup>

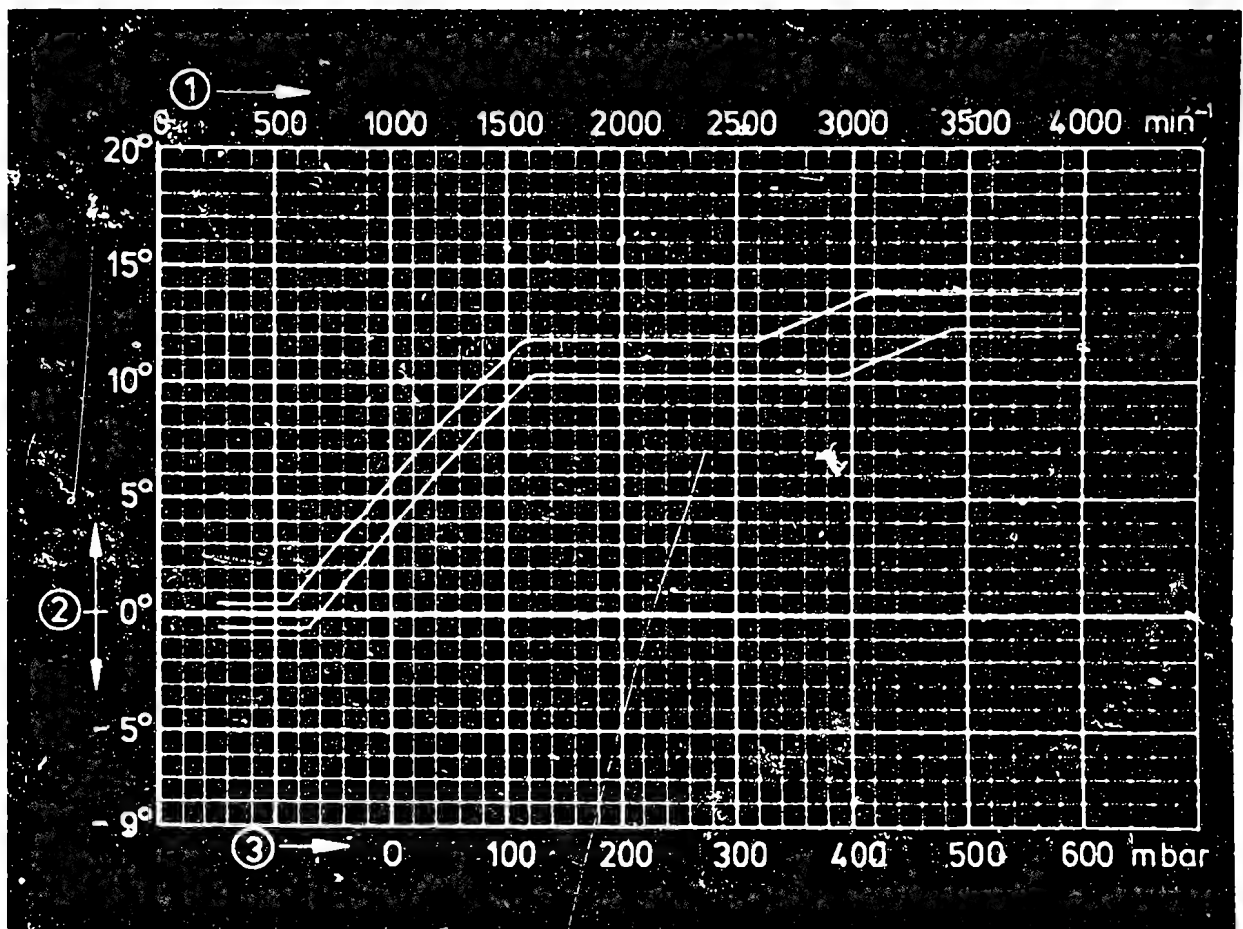
Repair and test instructions: W-237/500

**K1**

Test specifications

Ignition distributors 0 237..





0 237 034 005/006

- 1 = Distributor-shaft speed
- 2 = Distributor-shaft advance
- 3 = Negative gauge pressure (vacuum)

Test adapter KDZV 7202  
 Addition to tolerance range  
 Cut-out speed of limiter

ZV-H  
 +  $0,5^\circ$  dist.shaft  
 3630 to 3850  $\text{min}^{-1}$

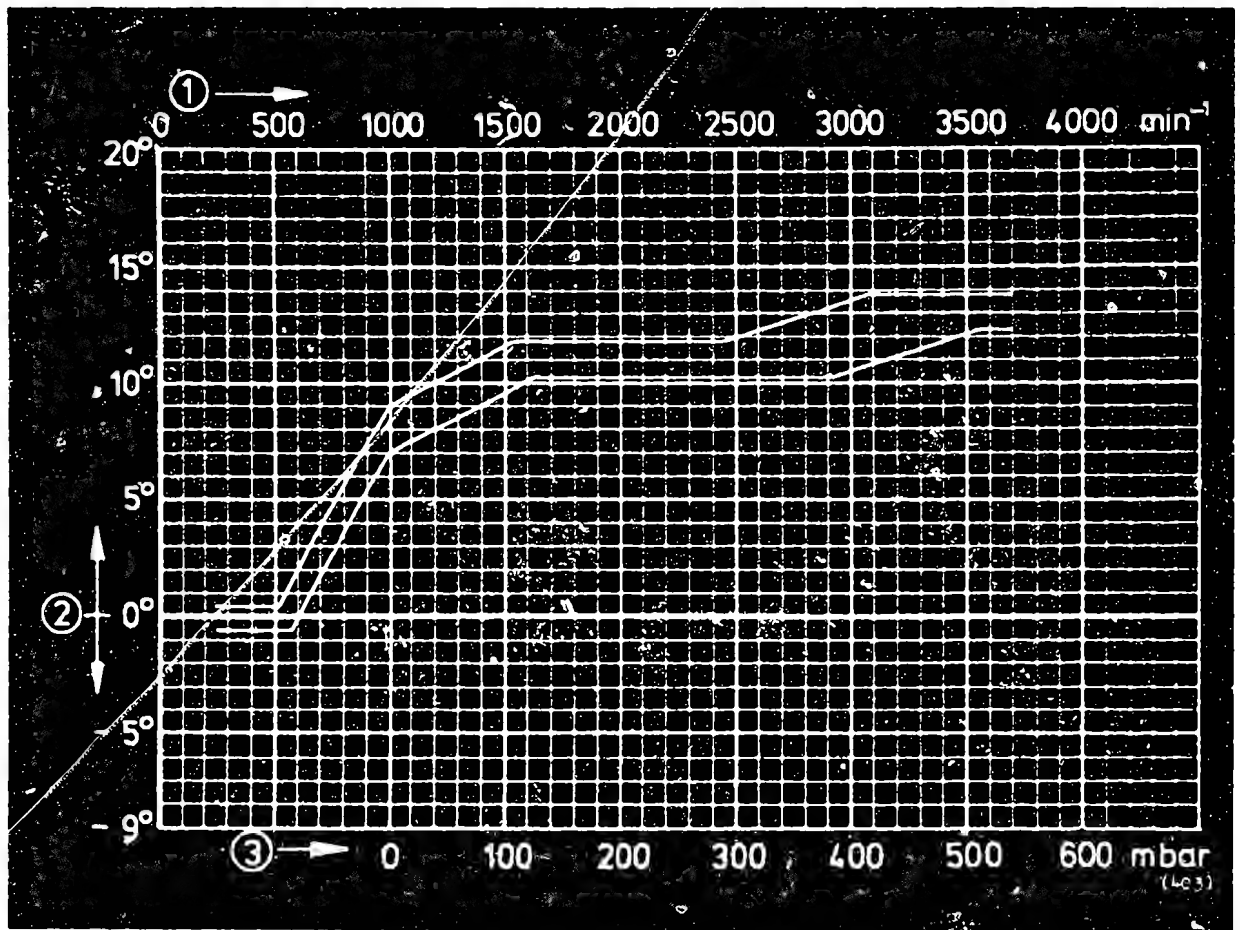
Repair and test instructions: W-237/500

**K2**

Test specifications

Ignition distributors 0 237..





0 237 034 007/008

- 1 = Distributor-shaft speed
- 2 = Distributor-shaft advance
- 3 = Negative gauge pressure (vacuum)

Test adapter KDZV 7202  
 Addition to tolerance range  
 Cut-out speed of limiter

ZV-H  
 +  $0,5^\circ$  dist.shaft  
 $\overline{3280}$  to  $3480 \text{ min}^{-1}$

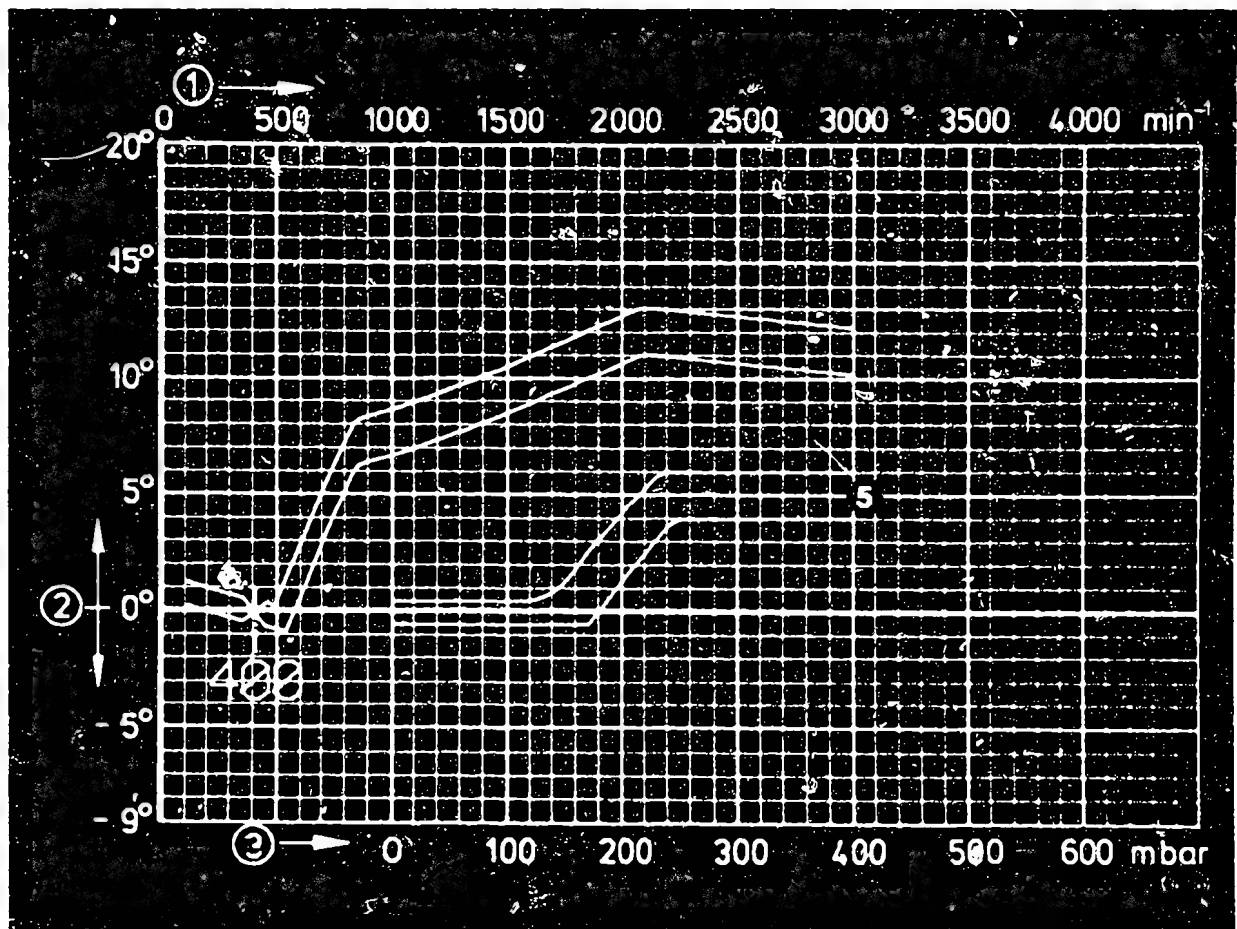
Repair and test instructions: W-237/500

**K3**

Test specifications

Ignition distributors 0 237..





0 237 301 015

- 1 = Distributor-shaft speed
- 2 = Distributor-shaft advance
- 3 = Negative gauge pressure (vacuum)
- 5 = Negative gauge pressure (vacuum) advance

Test adapter KDZV 7202	ZV-I
Resistance of magnetic-pulse generator	520...700 $\Omega$
Air gap min.	0,25 mm
Addition to tolerance range	$\pm 0.5^\circ$ dist. shaft
Cut-out speed of limiter	2990 to 3170 $\text{min}^{-1}$

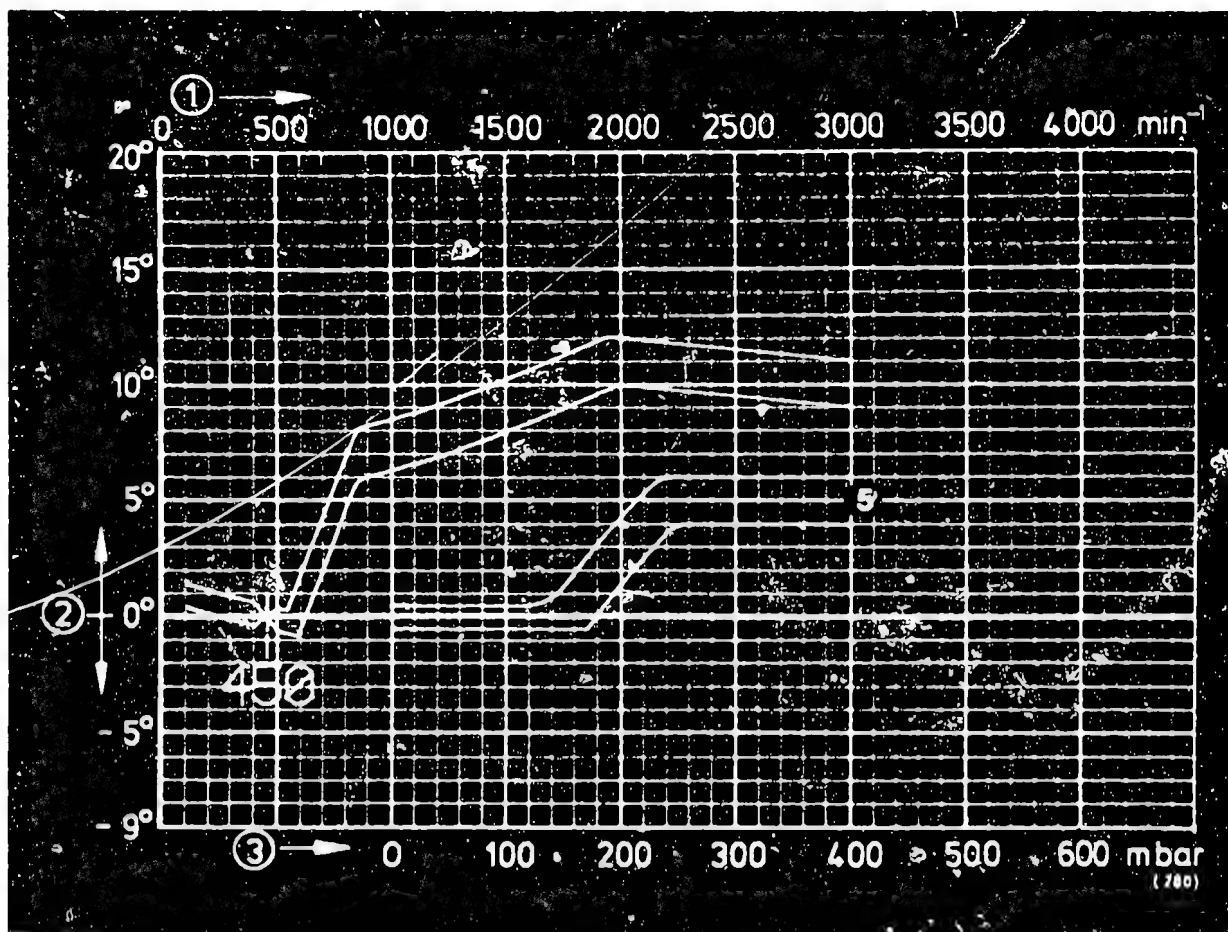
Repair and test instructions: W-237/503

**K4**

Test specifications

Ignition distributors 0 237..





0 237 301 016

- 1 = Distributor-shaft speed
- 2 = Distributor-shaft advance
- 3 = Negative gauge pressure (vacuum)
- 5 = Negative gauge pressure (vacuum) advance

Test adapter KDZV 7202	ZV-I
Resistance of magnetic-pulse generator	520...700 Ω
Air gap min.	0,25 mm
Addition to tolerance range	± 0.5° dist. shaft
FD (date of manufacture)	247 →

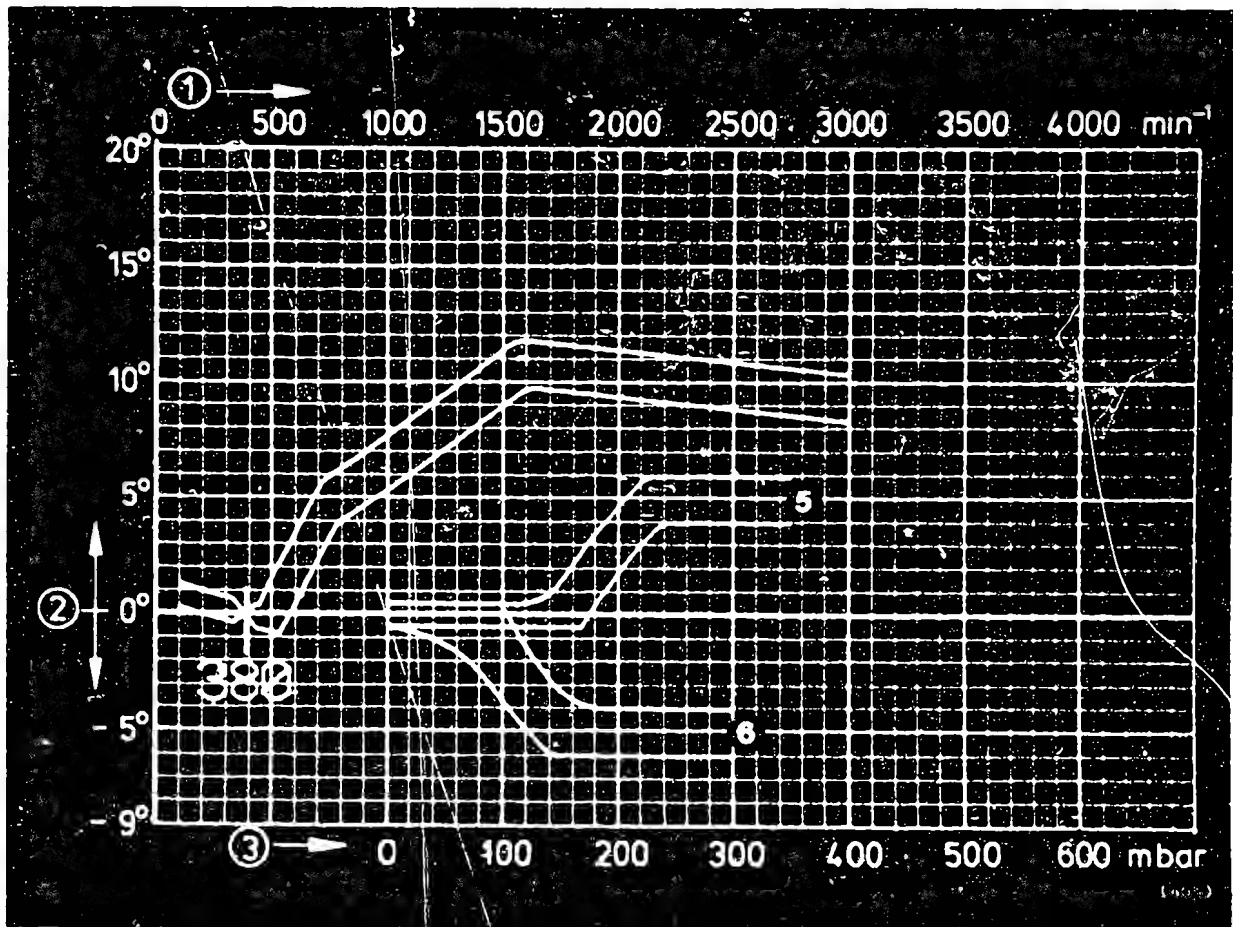
Repair and test instructions: W-237/ 503

**K5**

Test specifications

Ignition distributors 0 237..





0 237 302 003

1 = Distributor-shaft speed

2 = Distributor-shaft advance

3 = Negative gauge pressure (vacuum)

5 = Negative gauge pressure (vacuum) advance

6 = Negative gauge pressure (vacuum) retard

Test adapter KDZV 7202

ZV-I

Resistance of magnetic-pulse generator 520...700 Ω

Air gap min. 0,40 mm

Addition to tolerance range ± 0.5° dist. shaft

FD (date of manufacture)

+725

Cut-out speed of limiter

3260 to 3460 min<sup>-1</sup>

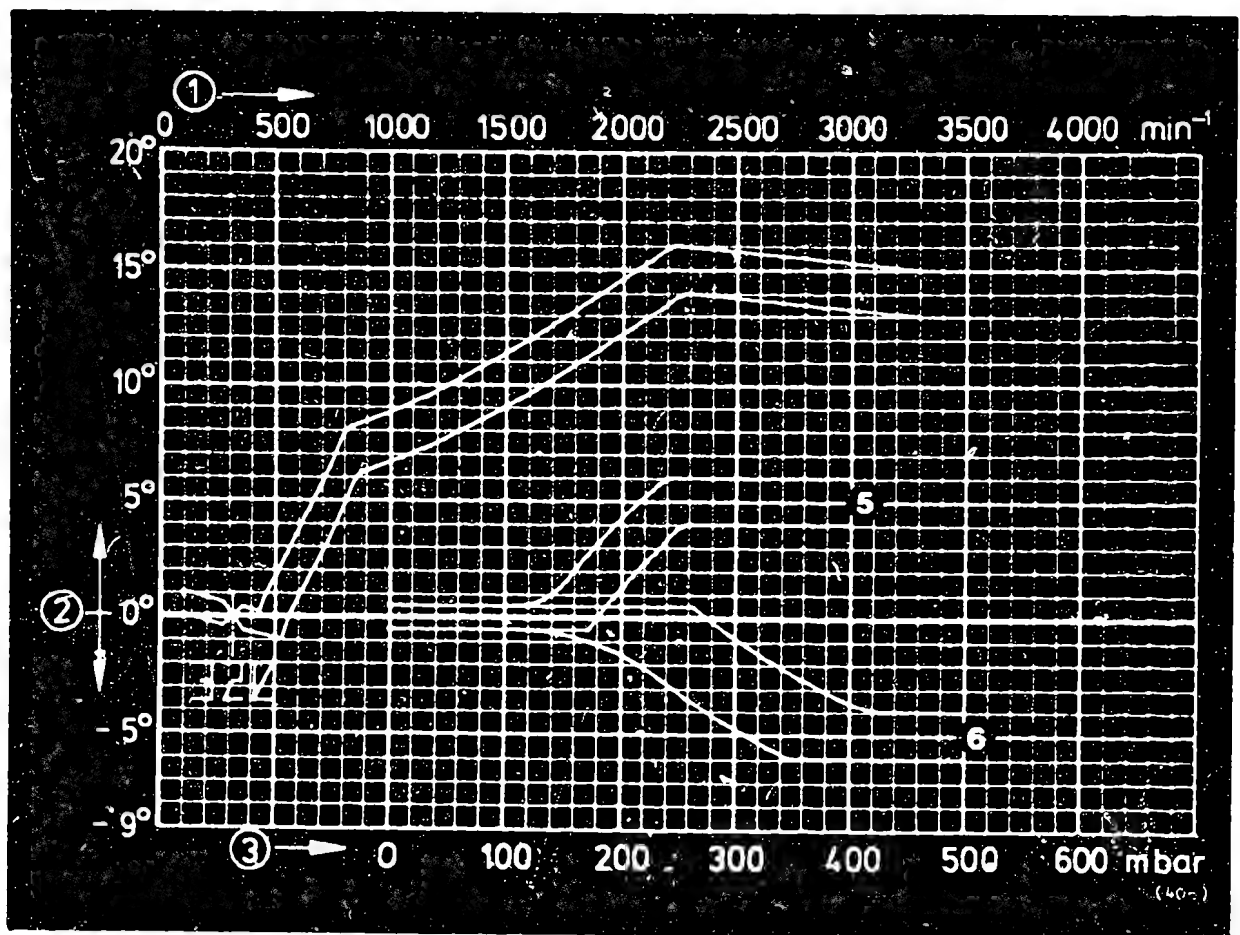
Repair and test instructions: W-237/503

**K6**

Test specifications

Ignition distributors 0 237..





0 237 302 028

1 = Distributor-shaft speed

2 = Distributor-shaft advance

3 = Negative gauge pressure (vacuum)

5 = Negative gauge pressure (vacuum) advance

6 = Negative gauge pressure (vacuum) retard

Test adapter KDZV 7202

ZV-I

Resistance of magnetic-pulse generator 950...1300 Ω

Air gap min.

0.35 mm

Addition to tolerance range

± 0.5° dist.  
shaft

Repair and test instructions: W-237/ 503

Clamping flange:

1 685 720 214

Driver:

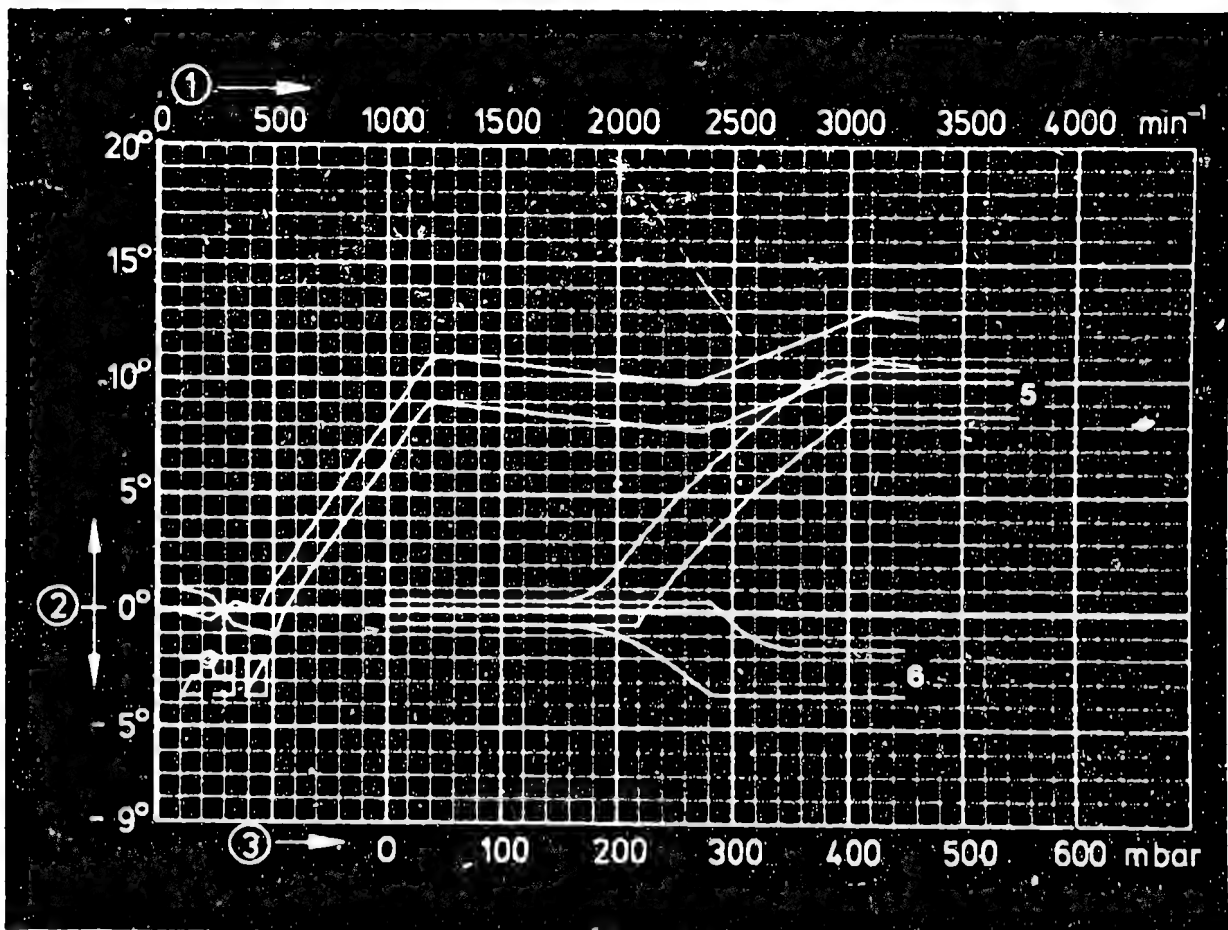
1 686 400 003

**K7**

Test specifications

Ignition distributors 0 237..





0 237 302 029

- 1 = Distributor-shaft speed
- 2 = Distributor-shaft advance
- 3 = Negative gauge pressure (vacuum)
- 5 = Negative gauge pressure (vacuum) advance
- 6 = Negative gauge pressure (vacuum) retard
- Test adapter KDZV 7202
- Resistance of magnetic-pulse generator 950...1300 Ω
- Air gap min. 0.35 mm
- Addition to tolerance range ± 0.5° dist. shaft

Repair and test instructions: W-237/503

Clamping flange: 1 685 720 214  
 Driver: 1 686 400 003

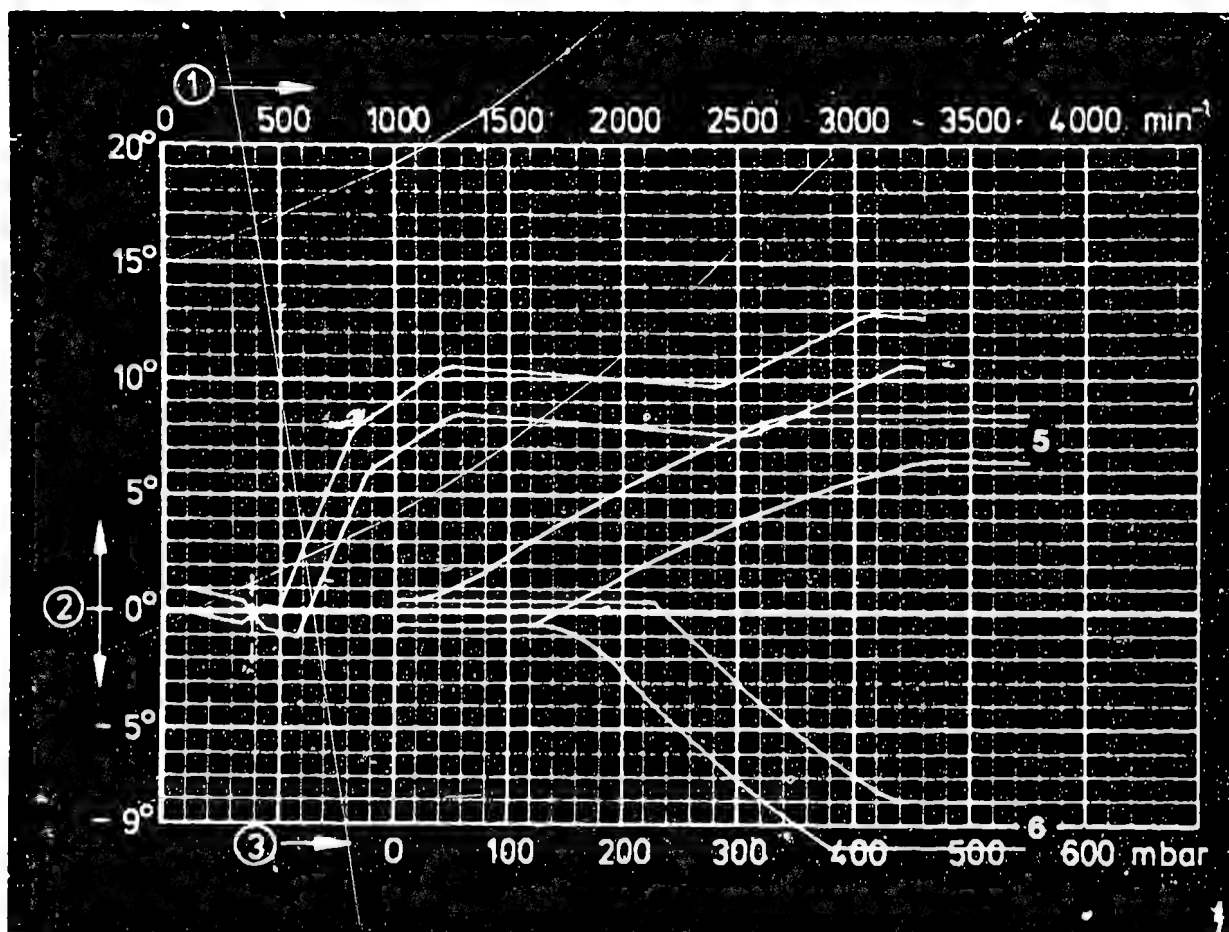
**K8**

Test specifications

Ignition distributors 0 237..







0 237 302 039

1 = Distributor-shaft speed

2 = Distributor-shaft advance

3 = Negative gauge pressure (vacuum)

5 = Negative gauge pressure (vacuum) advance

6 = Negative gauge pressure (vacuum) retard

Test adapter KDZV 7202

ZV-I

Resistance of magnetic-pulse generator

950...1300  $\Omega$

Air gap min.

0,40 mm

Addition to tolerance range

$\pm 0.5^\circ$  dist.  
shaft

Cut-out speed of limiter

3140 to 3330  $\text{min}^{-1}$

Repair and test instructions: W-237/503

Clamping flange:

1 685 720 214

Driver:

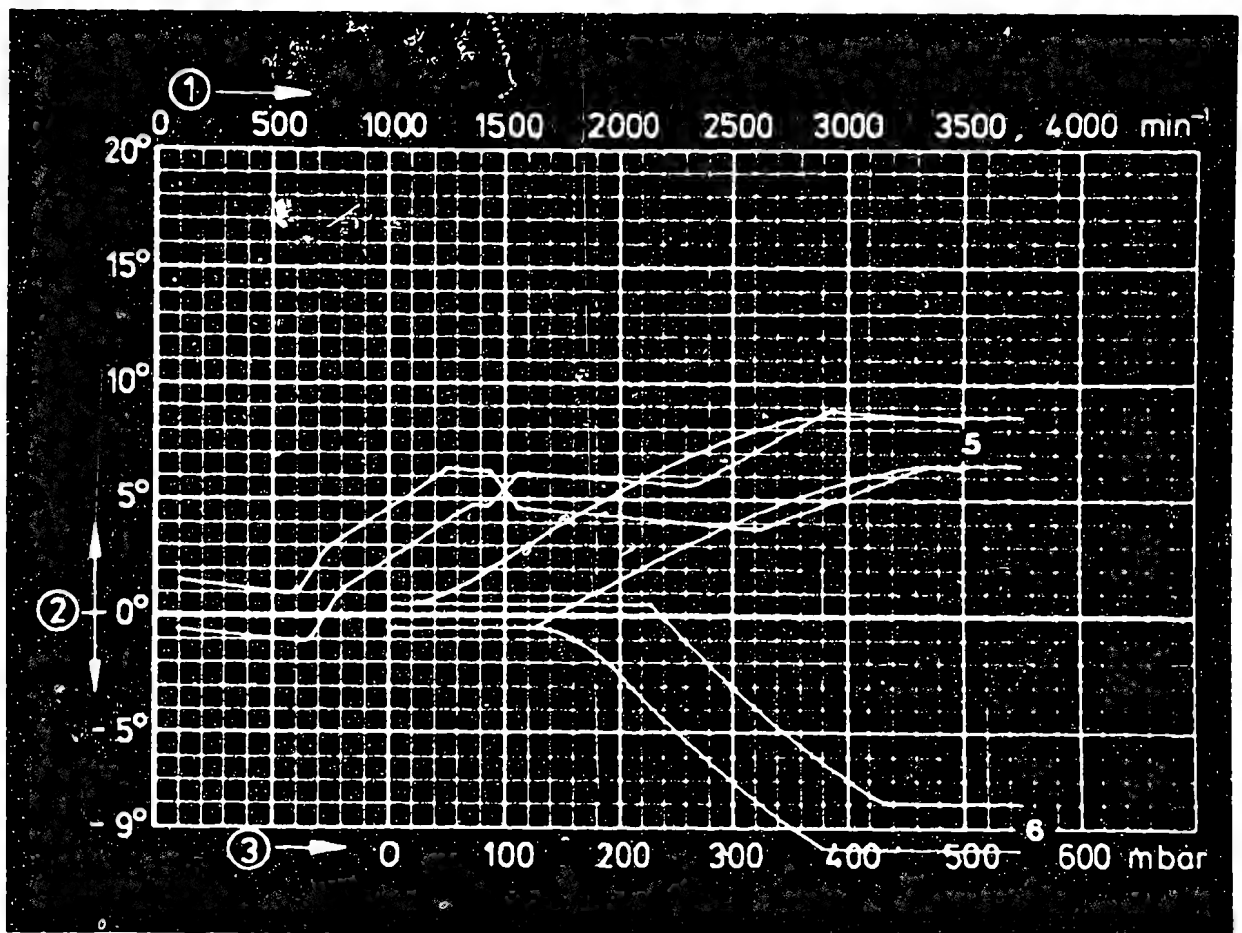
1 686 400 003

**K9**

Test specifications

Ignition distributors 0 237..





0 237 302 040

1 = Distributor-shaft speed

2 = Distributor-shaft advance

3 = Negative gauge pressure (vacuum)

5 = Negative gauge pressure (vacuum) advance

6 = Negative gauge pressure (vacuum) retard

Test adapter KDZV 7202

ZV-I

Resistance of magnetic-pulse generator

950...1300  $\Omega$

Air gap min.

0,40 mm

Addition to tolerance range

$\pm 0.5^\circ$  dist.  
shaft

Cut-out speed of limiter

3140 to 3330  $\text{min}^{-1}$

Repair and test instructions: W-237/503

Clamping flange:

1 685 720 214

Driver:

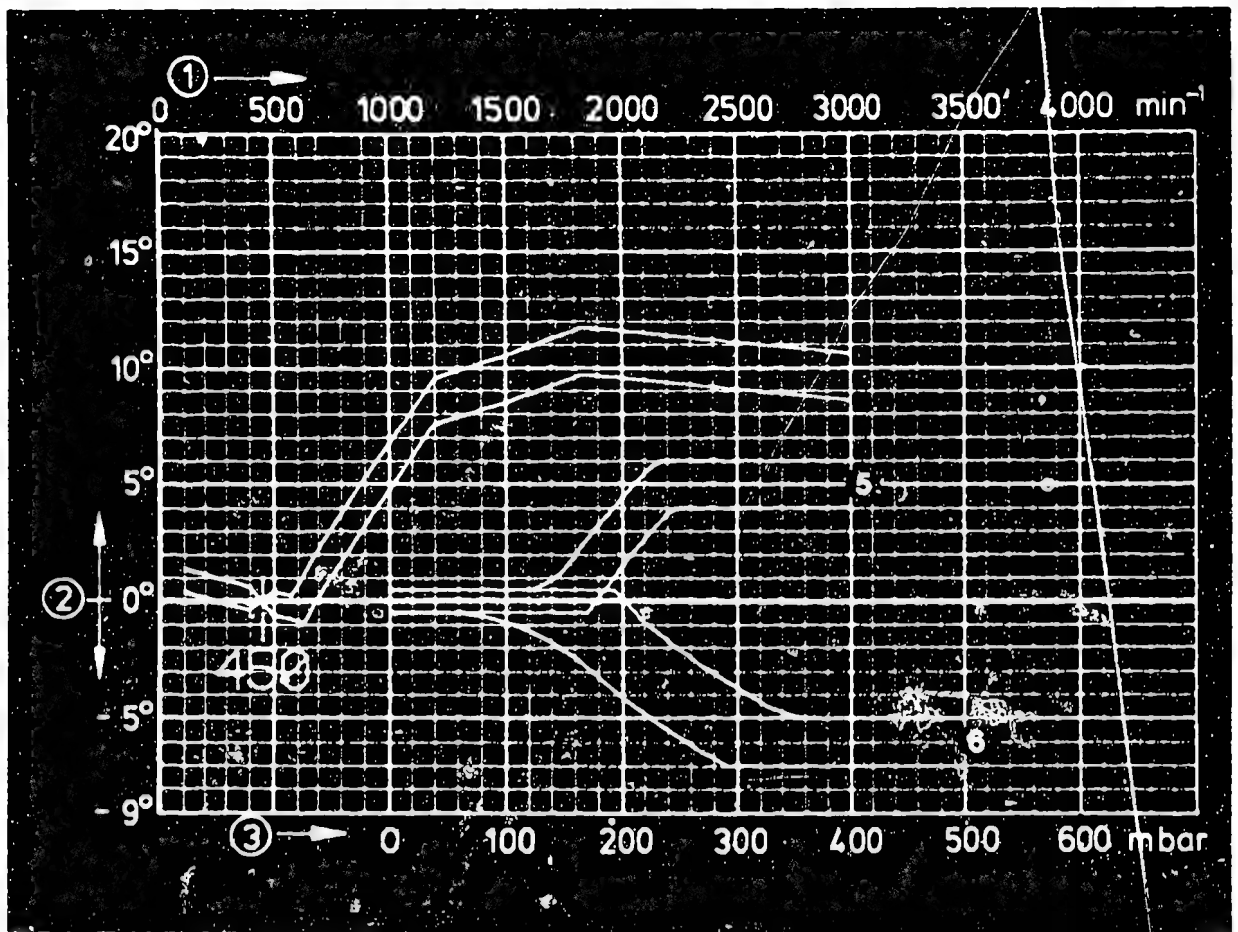
1 686 400 003

**K10**

Test specifications

Ignition distributors 0 237..





0 237 302 041

1 = Distributor-shaft speed

2 = Distributor-shaft advance

3 = Negative gauge pressure (vacuum)

5 = Negative gauge pressure (vacuum) advance

6 = Negative gauge pressure (vacuum) retard

Test adapter KDZV 7202

ZV-I

Resistance of magnetic-pulse generator 520...700  $\Omega$

Air gap min. 0,25 mm

Addition to tolerance range  $\pm 0.5^\circ$  dist.

shaft

Cut-out speed of limiter

3140 to 3330  $\text{min}^{-1}$

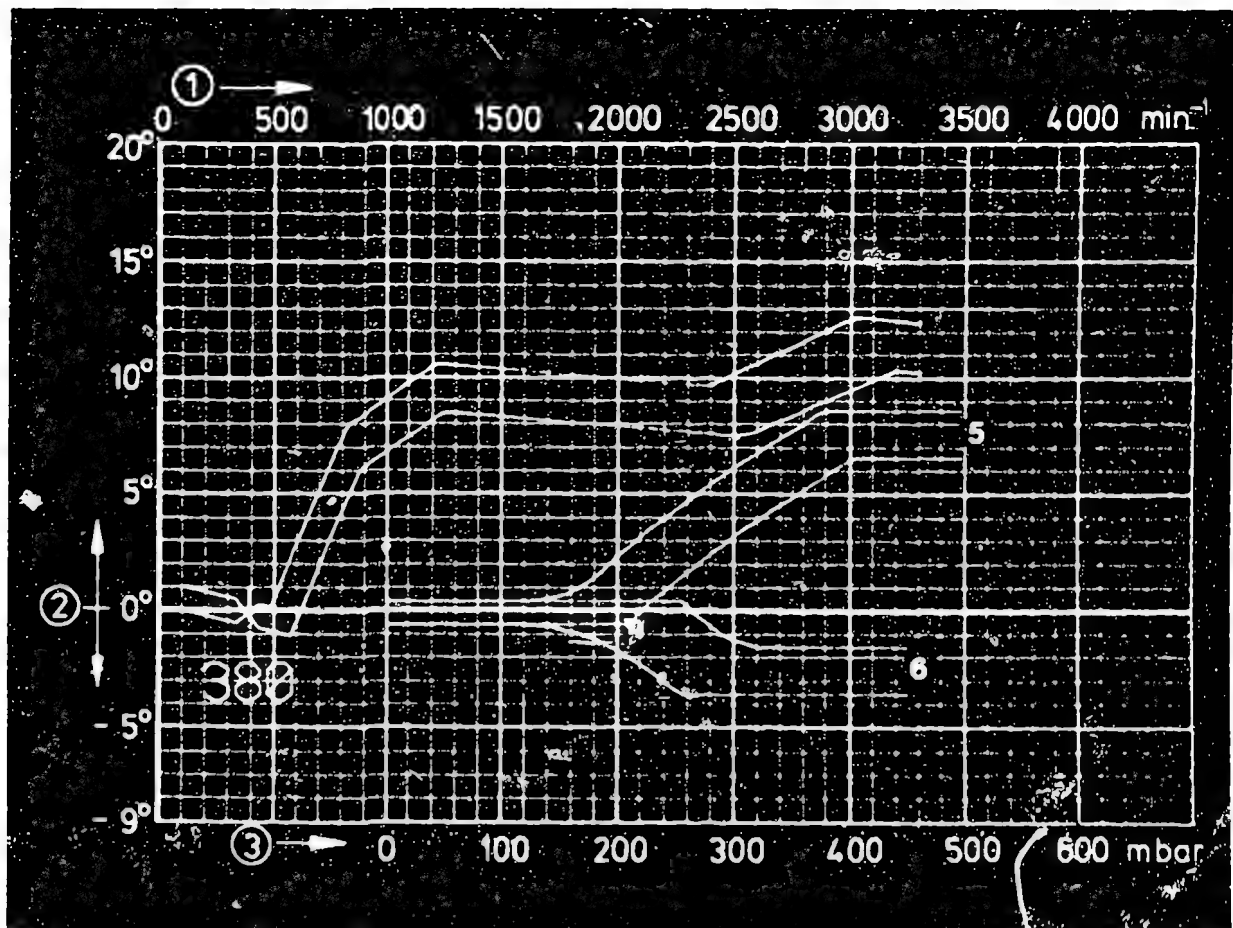
Repair and test instructions: W-237/503

**K11**

Test specifications

Ignition distributors 0 237..





0 237 302 042

- 1 = Distributor-shaft speed
- 2 = Distributor-shaft advance
- 3 = Negative gauge pressure (vacuum)
- 5 = Negative gauge pressure (vacuum) advance
- 6 = Negative gauge pressure (vacuum) retard
- Test adapter KDZV 7202 ZV-I
- Resistance of magnetic-pulse generator 950...1300 Ω
- Air gap min. 0,40 mm
- Addition to tolerance range ± 0.5° dist.  
shaft
- Cut-out speed of limiter 3140 to 3330 min<sup>-1</sup>

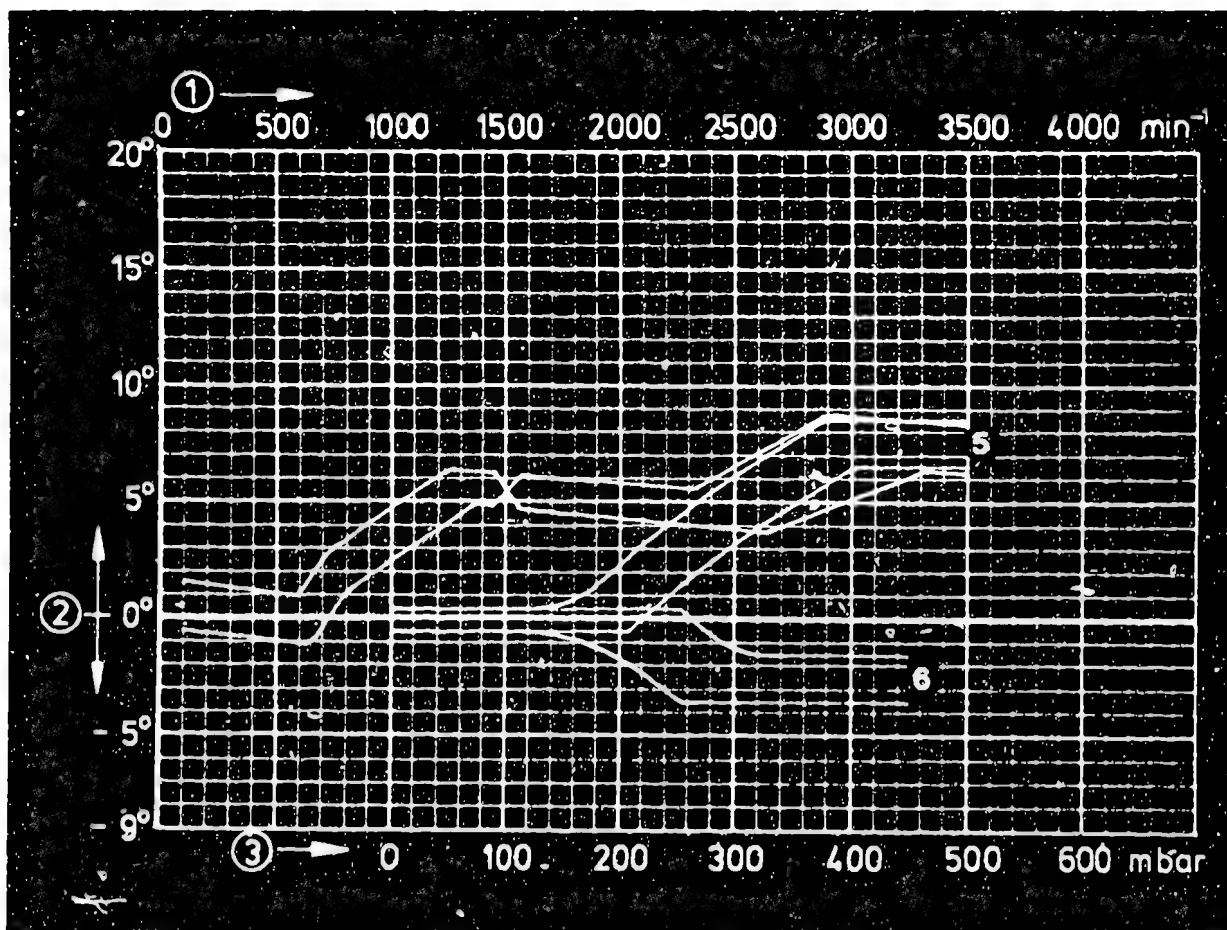
Repair and test instructions: W-237/503

Clamping flange: 1 685 720 214  
 Driver: 1 686 400 003

**K12**

Test specifications  
 Ignition distributors 0 237..





0 237 302 043

- 1 = Distributor-shaft speed
- 2 = Distributor-shaft advance
- 3 = Negative gauge pressure (vacuum)
- 5 = Negative gauge pressure (vacuum) advance
- 6 = Negative gauge pressure (vacuum) retard

Test adapter KDZV 7202

ZV-I

Resistance of magnetic-pulse generator 950...1300 Ω

Air gap min. 0,40 mm

Addition to tolerance range ± 0.5° dist. shaft

Cut-out speed of limiter 3140 to 3330 min⁻¹

Repair and test instructions: W-237/ 503

Clamping flange:

1 685 720 214

Driver:

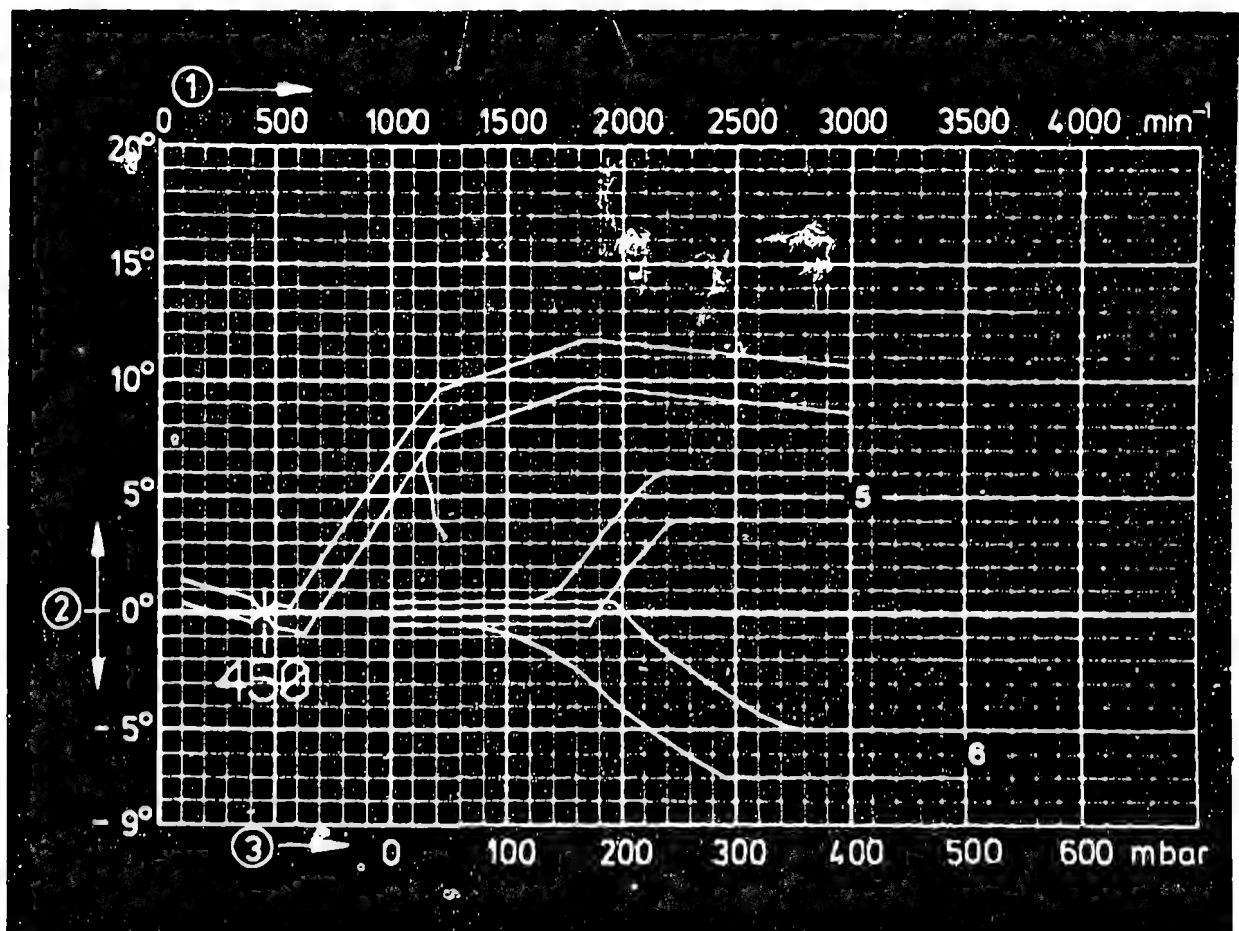
1 686 400 003

**K13**

Test specifications

Ignition distributors 0 237..





0 237 302 044

- 1 = Distributor-shaft speed
  - 2 = Distributor-shaft advance
  - 3 = Negative gauge pressure (vacuum)
  - 5 = Negative gauge pressure (vacuum) advance
  - 6 = Negative gauge pressure (vacuum) retard
- Test adapter KDZV 7202 ZV-I  
 Resistance of magnetic-pulse generator 520...700  $\Omega$   
 Air gap min. 0,25 mm  
 Addition to tolerance range  $\pm 0.5^\circ$  dist. shaft  
 Cut-out speed of limiter 3140 to 3330  $\text{min}^{-1}$

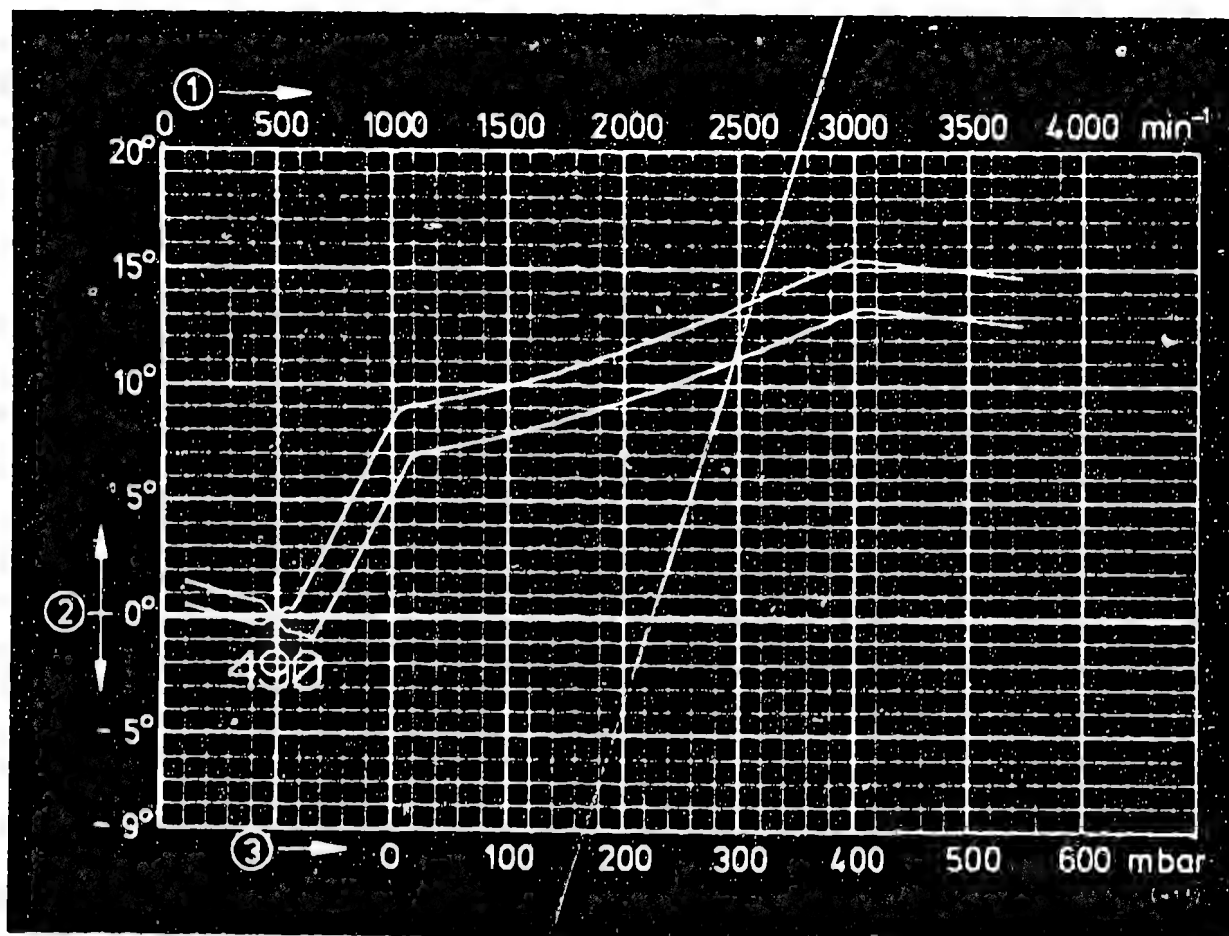
Repair and test instructions: W-237/503

**K14**

Test specifications

Ignition distributors 0 237..





0 237 303 003

- 1 = Distributor-shaft speed
- 2 = Distributor-shaft advance
- 3 = Negative gauge pressure (vacuum)

Test adapter KDZV 7202

Resistance of magnetic-pulse generator

Air gap min.

Addition to tolerance range

FD (date of manufacture)

Cut-out speed of limiter

ZV-I

520...700  $\Omega$

0,40 mm

$\pm 0.5^\circ$  dist.  
shaft

+ 724

3330 to 3540  $\text{min}^{-1}$

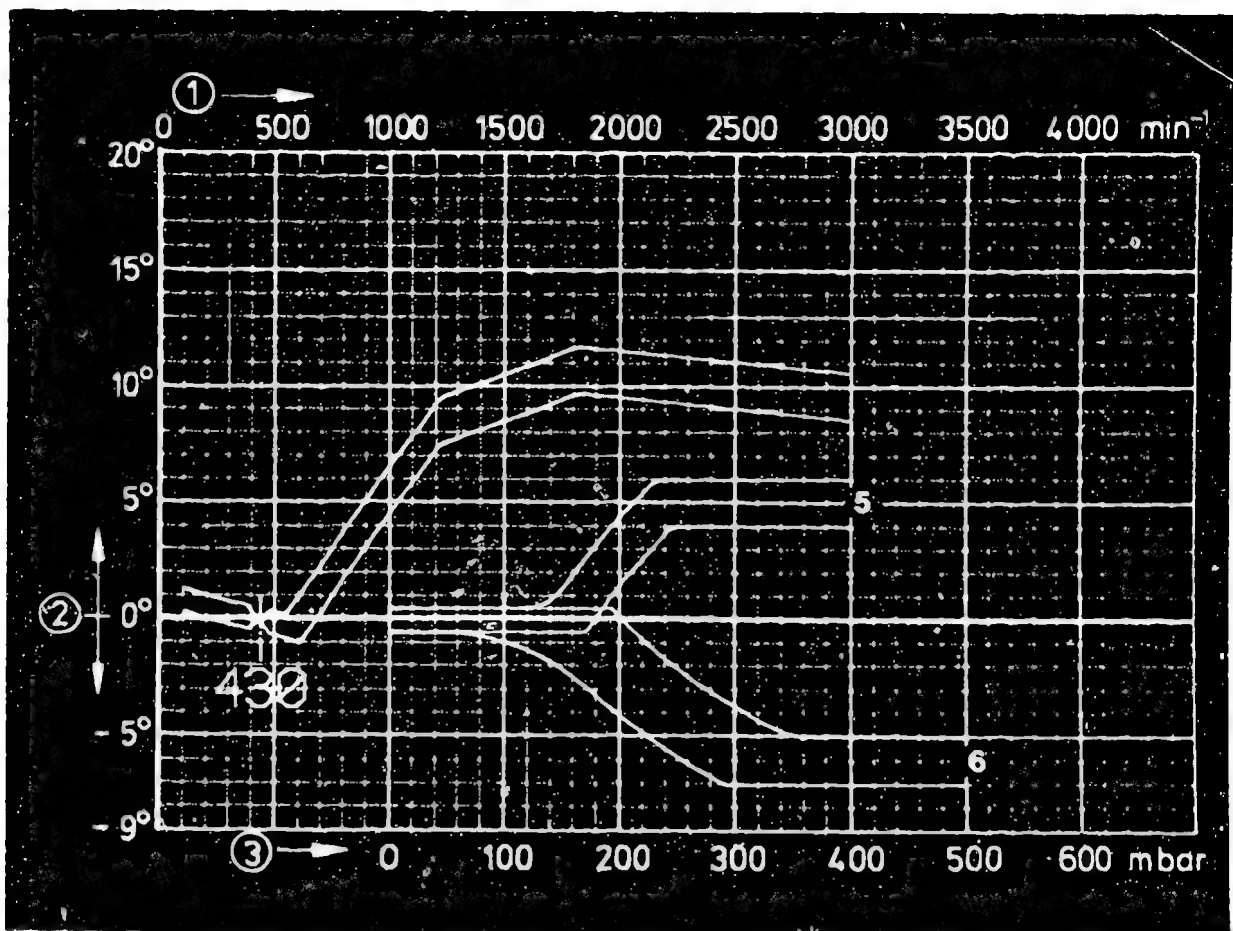
Repair and test instructions: W-237/503

**K15**

Test specifications

Ignition distributors 0 237..





0 237 304 023

- 1 = Distributor-shaft speed
  - 2 = Distributor-shaft advance
  - 3 = Negative gauge pressure (vacuum)
  - 5 = Negative gauge pressure (vacuum) advance
  - 6 = Negative gauge pressure (vacuum) retard
- Test adapter KDZV 7202 ZV-I  
 Resistance of magnetic-pulse generator 520...700  $\Omega$   
 Air gap min. 0,25 mm  
 Addition to tolerance range  $\pm 0.5^\circ$  dist. shaft

Repair and test instructions: W-237/ 503

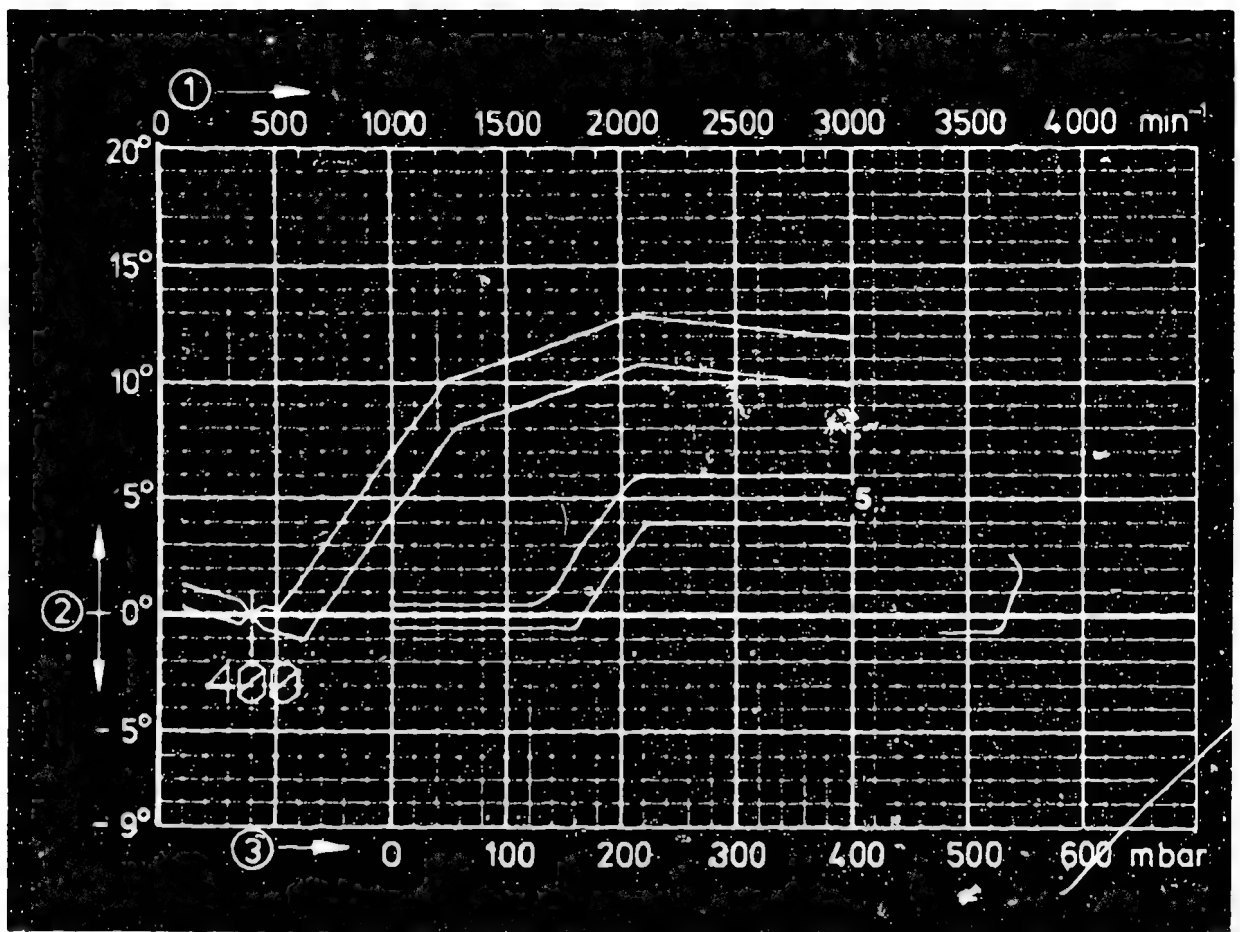
**K16**

Test specifications

Ignition distributors 0 237..







0 237 306 049

- 1 = Distributor-shaft speed
- 2 = Distributor-shaft advance
- 3 = Negative gauge pressure (vacuum)
- 5 = Negative gauge pressure (vacuum) advance

Test adapter KDZV 7202	ZV-I
Resistance of magnetic-pulse generator	520...700 $\Omega$
Air gap min.	0,25 mm
Addition to tolerance range	$\pm 0.5^\circ$ dist. shaft

Repair and test instructions: W-237/503

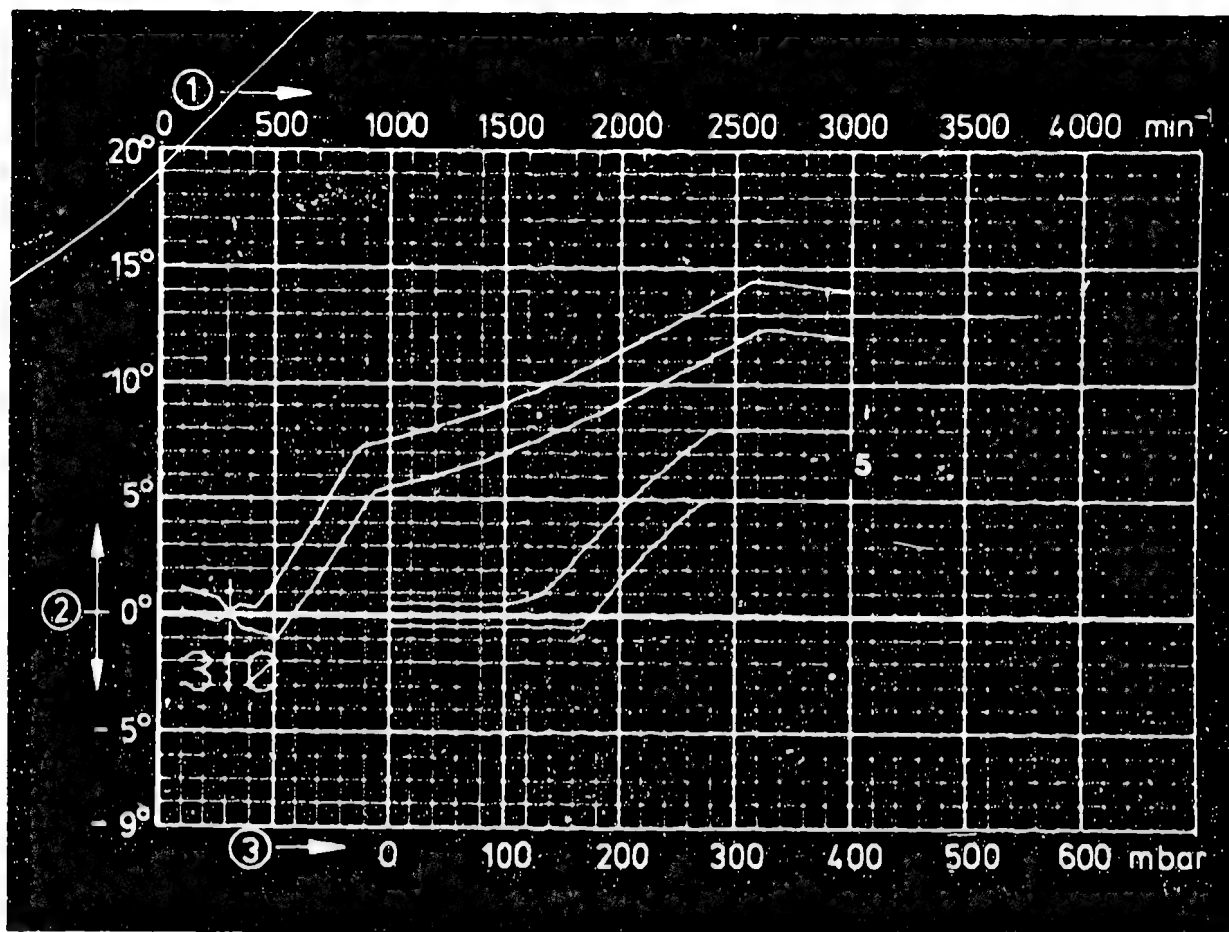
Clamping flange:	1 685 700 133
Driver:	1 686 400 003

**K17**

Test specifications

Ignition distributors 0 237..





0 237 306 050

- 1 = Distributor-shaft speed
- 2 = Distributor-shaft advance
- 3 = Negative gauge pressure (vacuum)
- 5 = Negative gauge pressure (vacuum) advance

Test adapter KDZV 7202	ZV-I
Resistance of magnetic-pulse generator	520...700 Ω
Air gap min.	0,25 mm
Addition to tolerance range	± 0.5° dist. shaft

Repair and test instructions: W-237/503

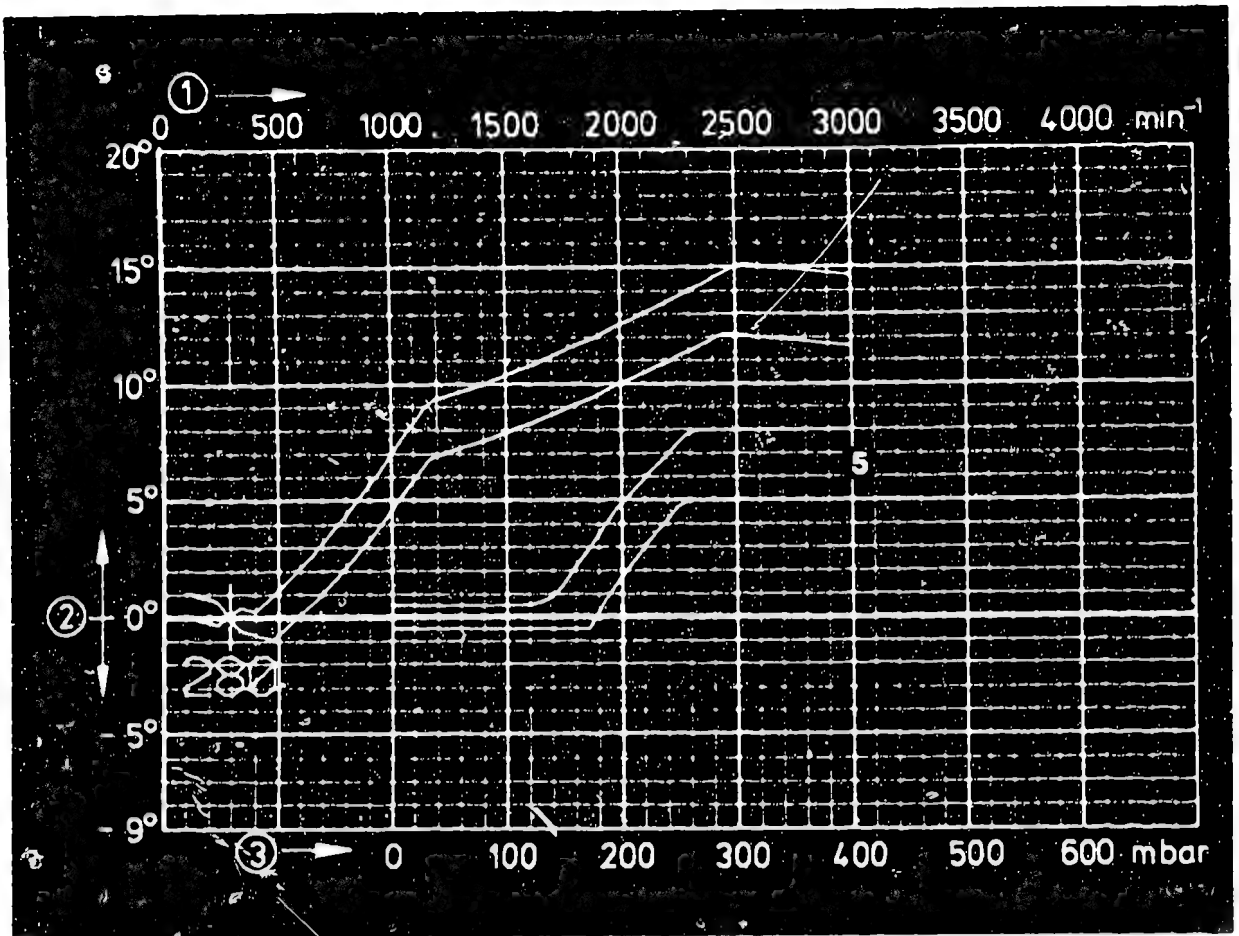
Clamping flange:	1 685 700 133
Driver:	1 686 400 003

**K18**

Test specifications

Ignition distributors 0 237..





0 237 306 052

- 1 = Distributor-shaft speed
- 2 = Distributor-shaft advance
- 3 = Negative gauge pressure (vacuum)
- 5 = Negative gauge pressure (vacuum) advance

Test adapter KDZV 7202	ZV-I
Resistance of magnetic-pulse generator	520...700 $\Omega$
Air gap min.	0,25 mm
Addition to tolerance range	$\pm 0.5^\circ$ dist. shaft

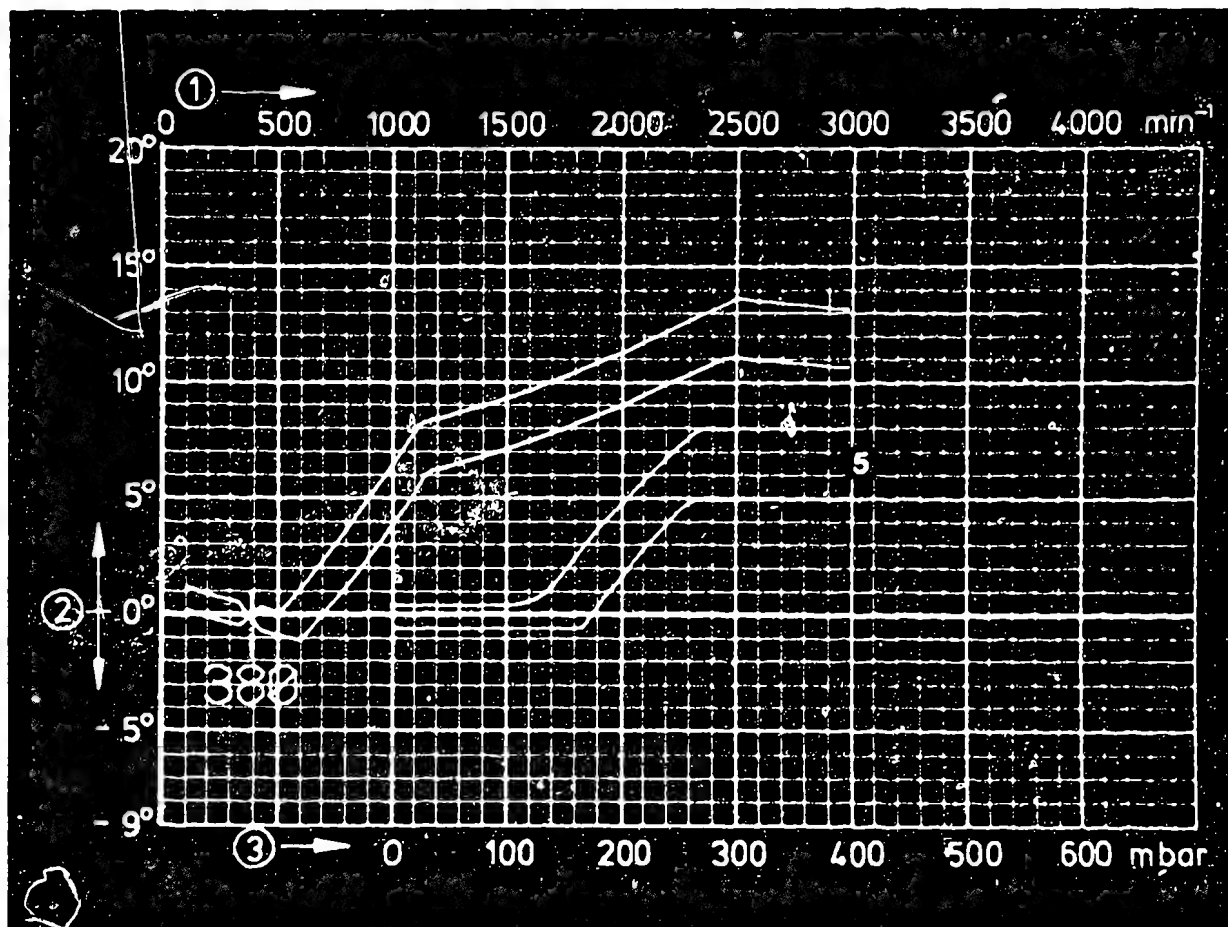
Repair and test instructions: W-237/ 503

Clamping flange:	1 685 700 133
Driver:	1 686 400 003

**K19**

Test specifications  
 Ignition distributors 0 237..





0 237 306 055

- 1 = Distributor-shaft speed
- 2 = Distributor-shaft advance
- 3 = Negative gauge pressure (vacuum)
- 5 = Negative gauge pressure (vacuum) advance

Test adapter KDZV 7202	ZV-I
Resistance of magnetic-pulse generator	520...700 $\Omega$
Air gap min.	0,40 mm
Addition to tolerance range	$\pm 0.5^\circ$ dist. shaft

Repair and test instructions: W-237/503

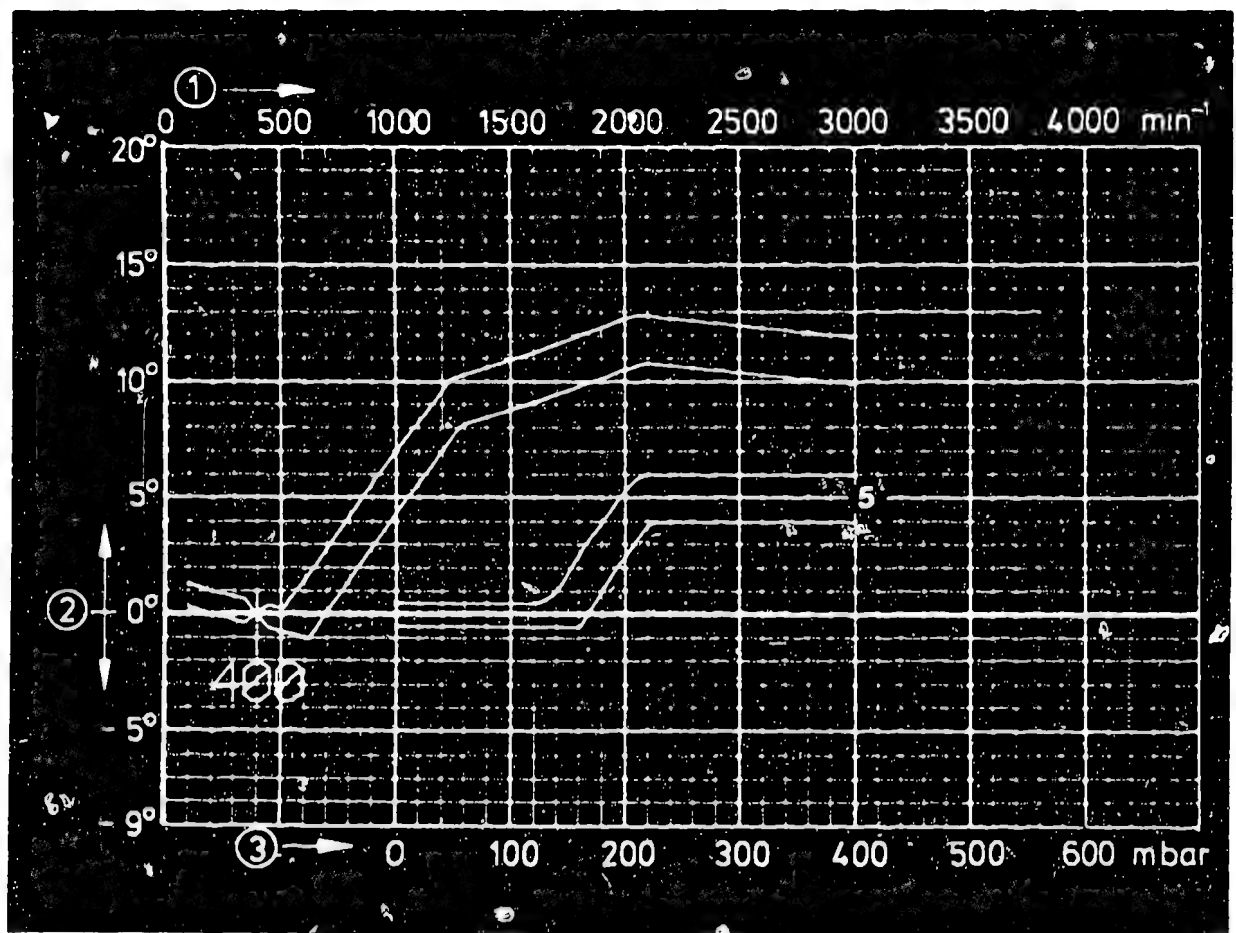
Clamping flange:  
Driver:

1 685 720 214  
1 686 400 003

**K20**

Test specifications  
Ignition distributors 0 237..





0 237 306 057

- 1 = Distributor-shaft speed
- 2 = Distributor-shaft advance
- 3 = Negative gauge pressure (vacuum)
- 5 = Negative gauge pressure (vacuum) advance

Test adapter KDZV 7202	ZV-I
Resistance of magnetic-pulse generator	520...700 $\Omega$
Air gap min.	0,25 mm
Addition to tolerance range	$\pm 0.5^\circ$ dist. shaft

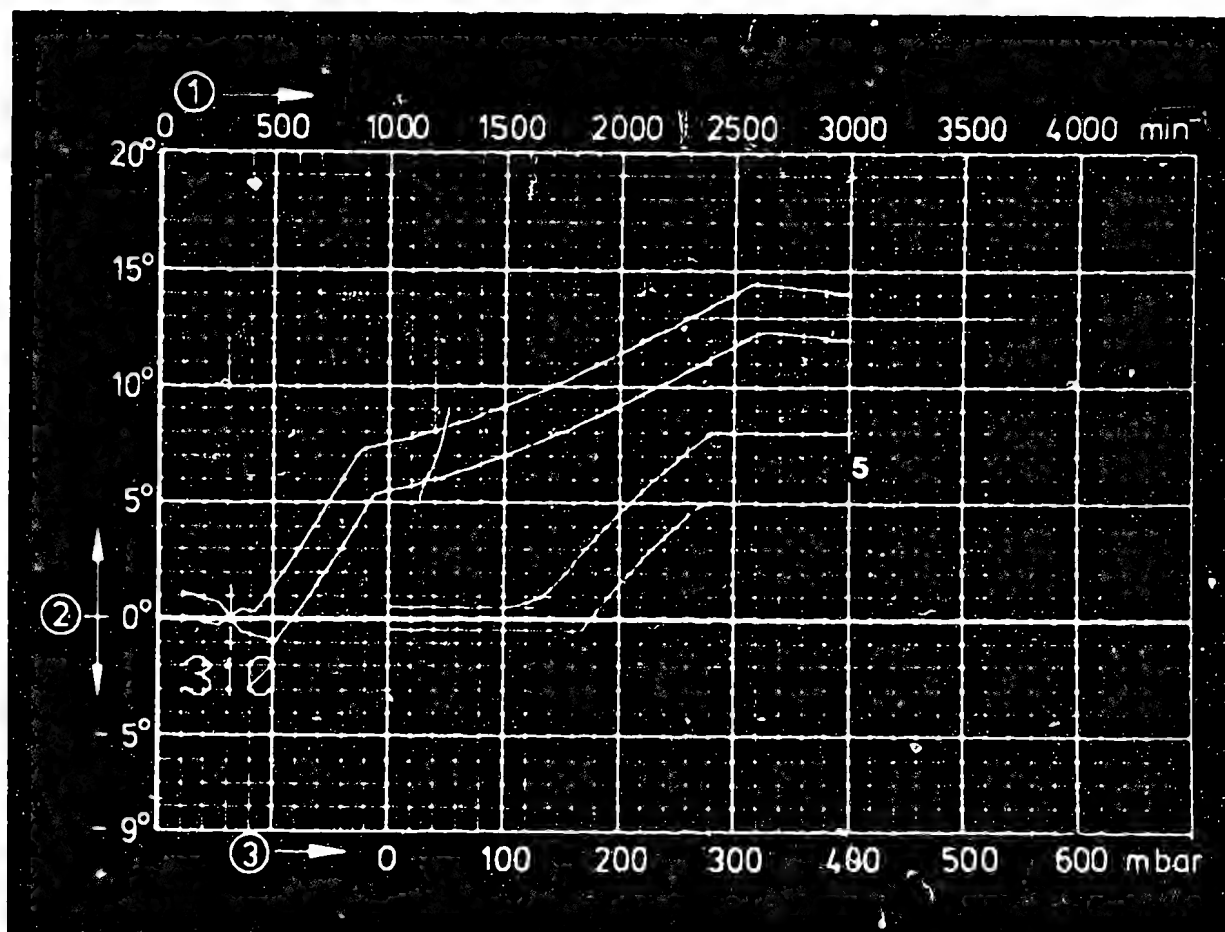
Repair and test instructions: W-237/ 503

**K21**

Test specifications

Ignition distributors 0 237..





0 237 306 058

- 1 = Distributor-shaft speed
- 2 = Distributor-shaft advance
- 3 = Negative gauge pressure (vacuum)
- 5 = Negative gauge pressure (vacuum) advance

Test adapter KDZV 7202

Resistance of magnetic-pulse generator

Air gap min.

Addition to tolerance range

ZV-I

520...700  $\Omega$

0,25 mm

$\pm 0.5^\circ$  dist.  
shaft

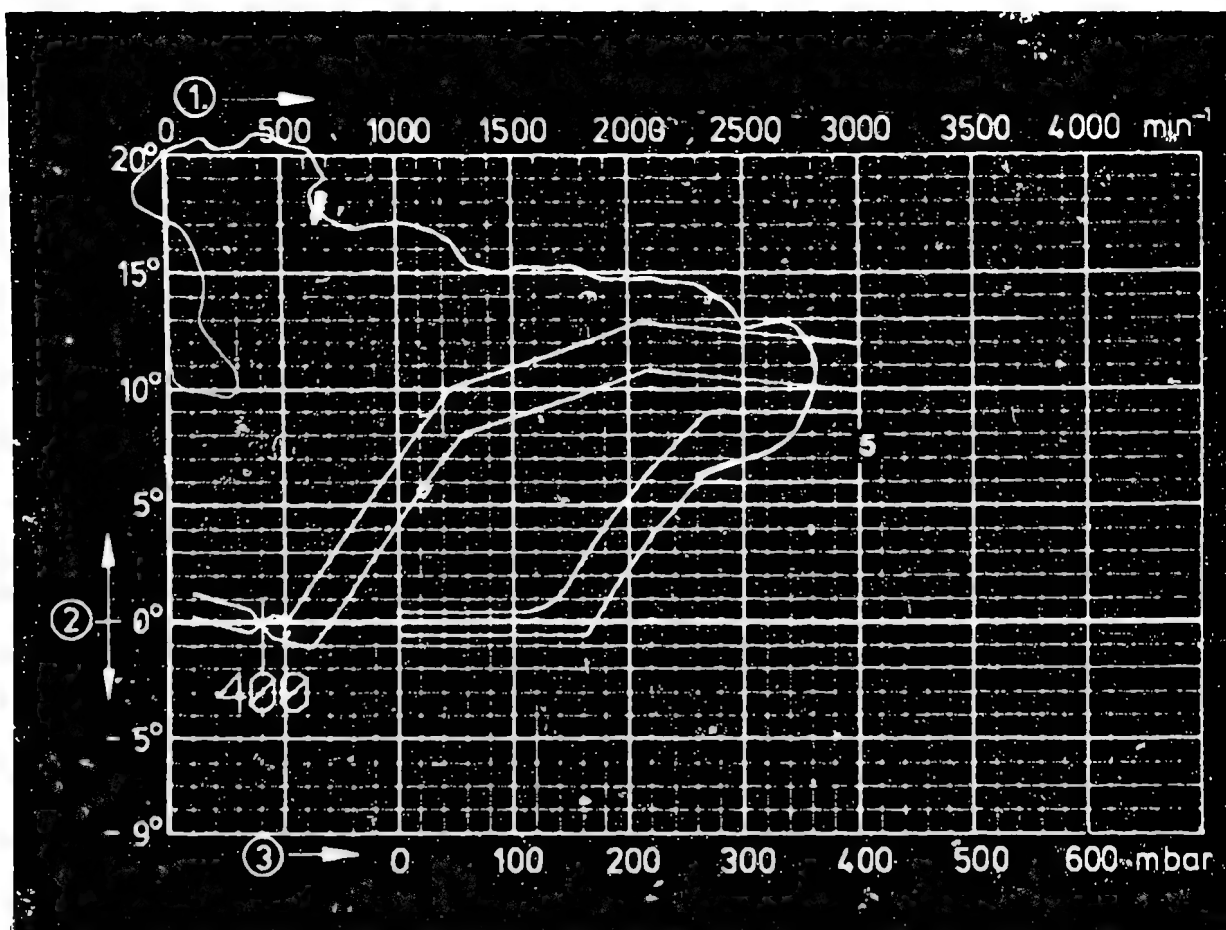
Repair and test instructions: W-237/ 503

**K22**

Test specifications

Ignition distributors 0 237..





0 237 306 060

- 1 = Distributor-shaft speed
- 2 = Distributor-shaft advance
- 3 = Negative gauge pressure (vacuum)
- 5 = Negative gauge pressure (vacuum) advance

Test adapter KDZV 7202

Resistance of magnetic-pulse generator

Air gap min.

Addition to tolerance range

ZV-I

520...700  $\Omega$

0,25 mm

$\pm 0.5^\circ$  dist.  
shaft

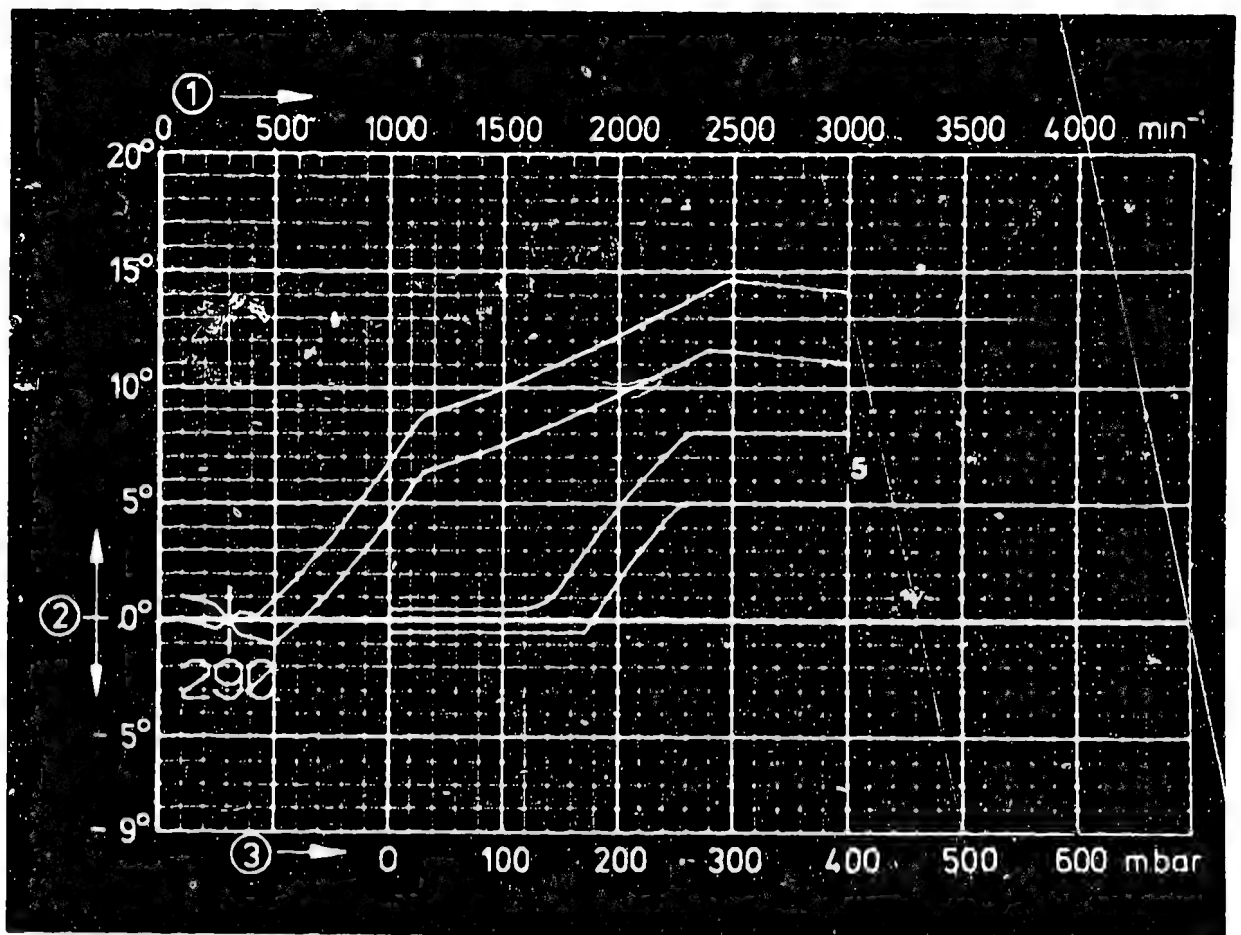
Repair and test instructions: W-237/503

**K23**

Test specifications

Ignition distributors 0 237..





0 237 306 061

- 1 = Distributor-shaft speed
- 2 = Distributor-shaft advance
- 3 = Negative gauge pressure (vacuum)
- 5 = Negative gauge pressure (vacuum) advance

Test adapter KDZV 7202

Resistance of magnetic-pulse generator

Air gap min.

Addition to tolerance range

ZV-I

520...700  $\Omega$

0,25 mm

$\pm 0.5^\circ$  dist.  
shaft

Repair and test instructions: W-237/503

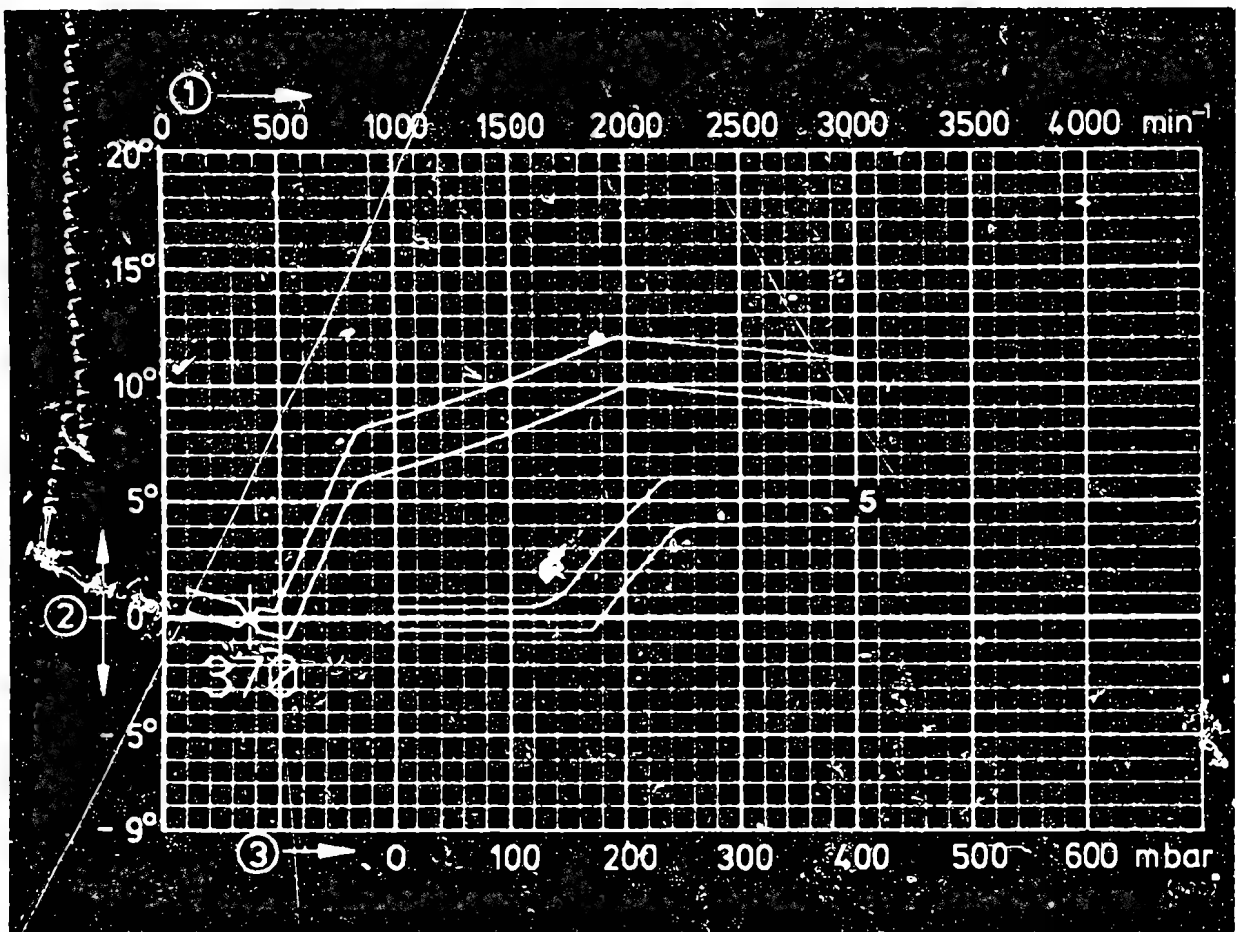
**K24**

Test specifications

Ignition distributors 0 237..





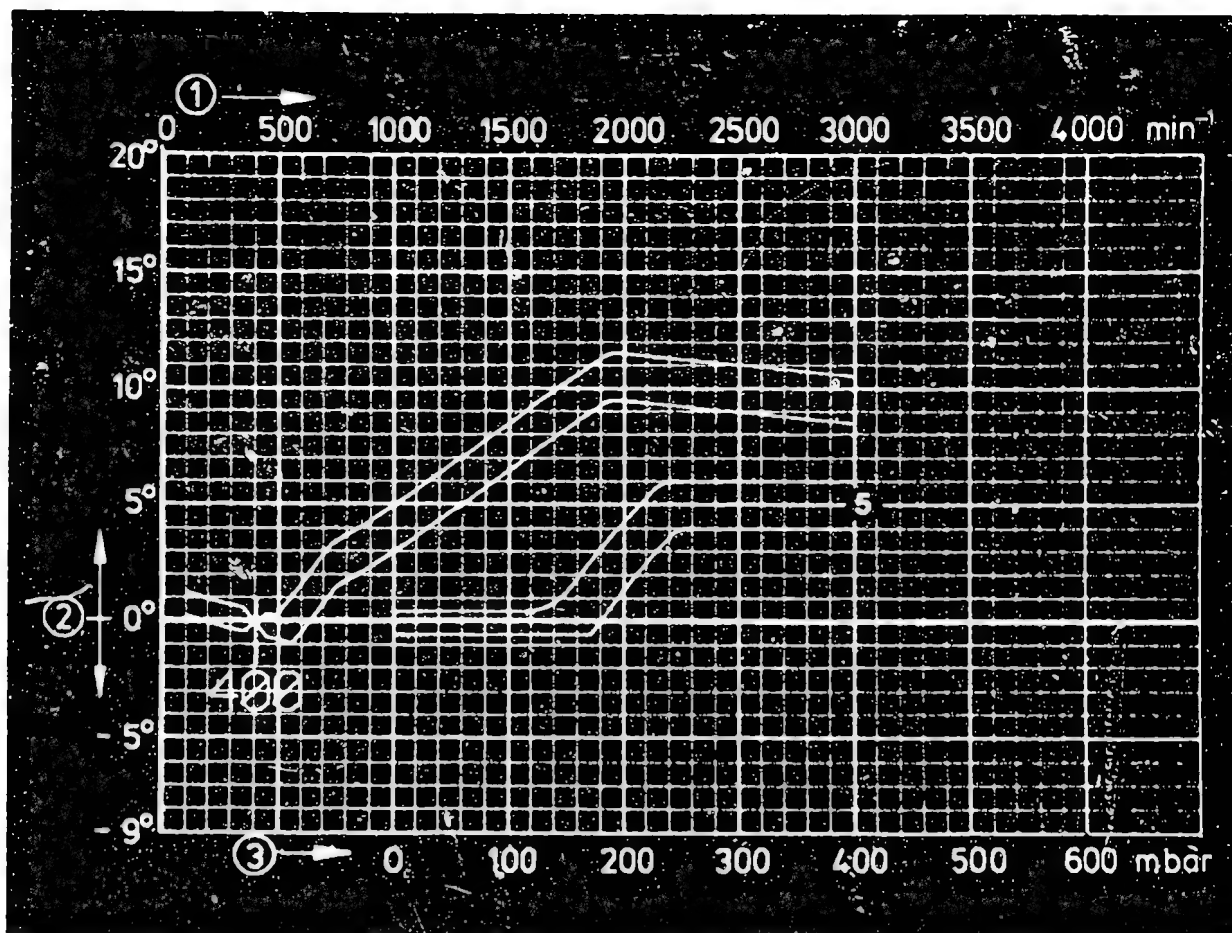


0 237 306 062

- 1 = Distributor-shaft speed
- 2 = Distributor-shaft advance
- 3 = Negative gauge pressure (vacuum)
- 5 = Negative gauge pressure (vacuum) advance

Test adapter KDZV 7202	ZV-1
Resistance of magnetic-pulse generator	520...700 $\Omega$
Air gap min.	0,25 mm
Addition to tolerance range	$\pm 0.5^\circ$ dist. shaft

Repair and test instructions: W-237/503



0 237 306 063

- 1 = Distributor-shaft speed
- 2 = Distributor-shaft advance
- 3 = Negative gauge pressure (vacuum)
- 5 = Negative gauge pressure (vacuum) advance

Test adapter KDZV 7202	ZV-I
Resistance of magnetic-pulse generator	520...700 $\Omega$
Air gap min.	0,25 mm
Addition to tolerance range	$\pm 0.5^{\circ}$ dist. shaft

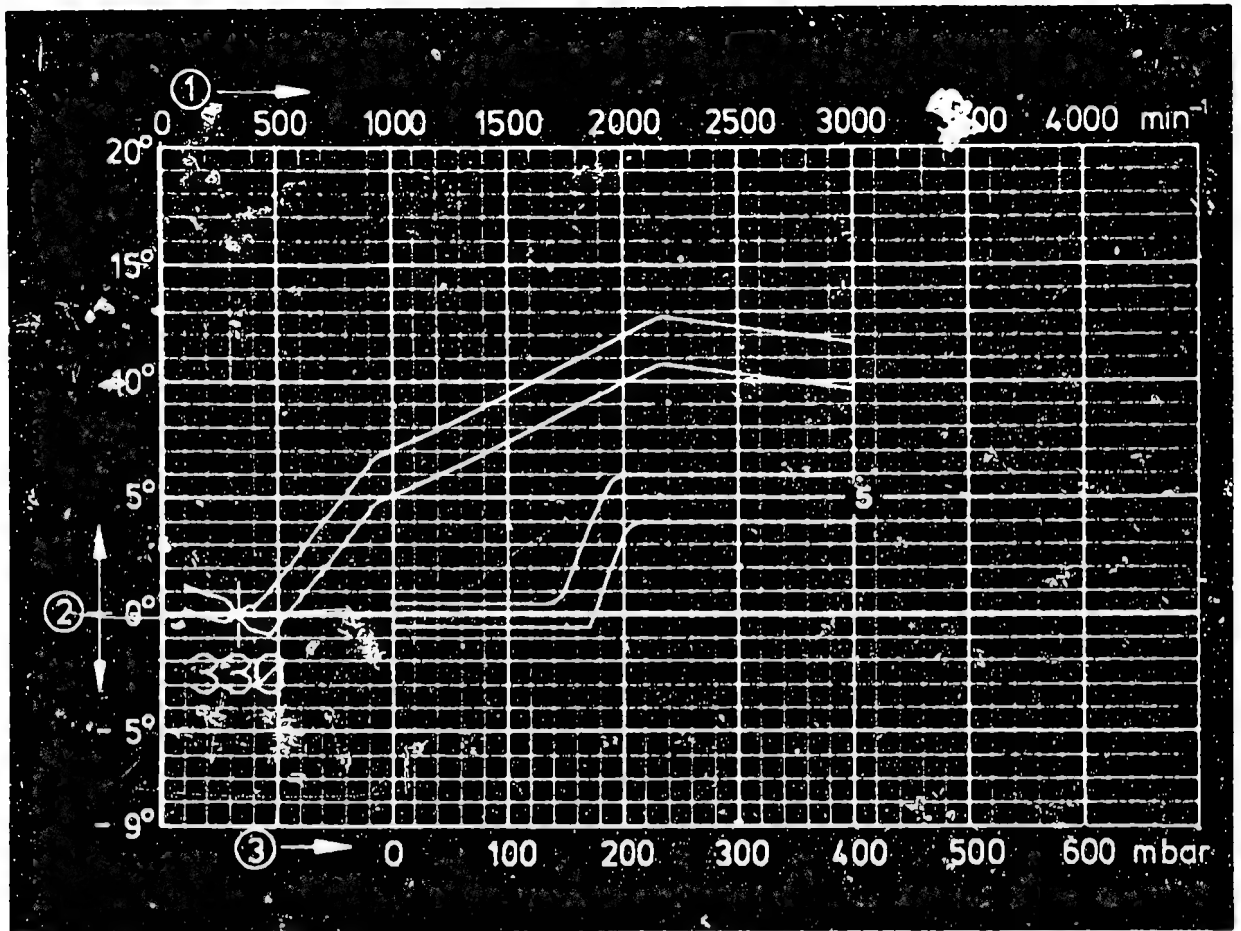
Repair and test instructions: W-237/503

**L2**

Test specifications

Ignition distributors 0 237..





0 237 402 010

- 1 = Distributor-shaft speed
- 2 = Distributor-shaft advance
- 3 = Negative gauge pressure (vacuum)
- 5 = Negative gauge pressure (vacuum) advance

Test adapter KDZV 7202	ZV-I
Resistance of magnetic-pulse generator	520...700 $\Omega$
Air gap min.	0,30 mm
Addition to tolerance range	$\pm 0.5^\circ$ dist. shaft
FD (date of manufacture)	$\rightarrow$ 724

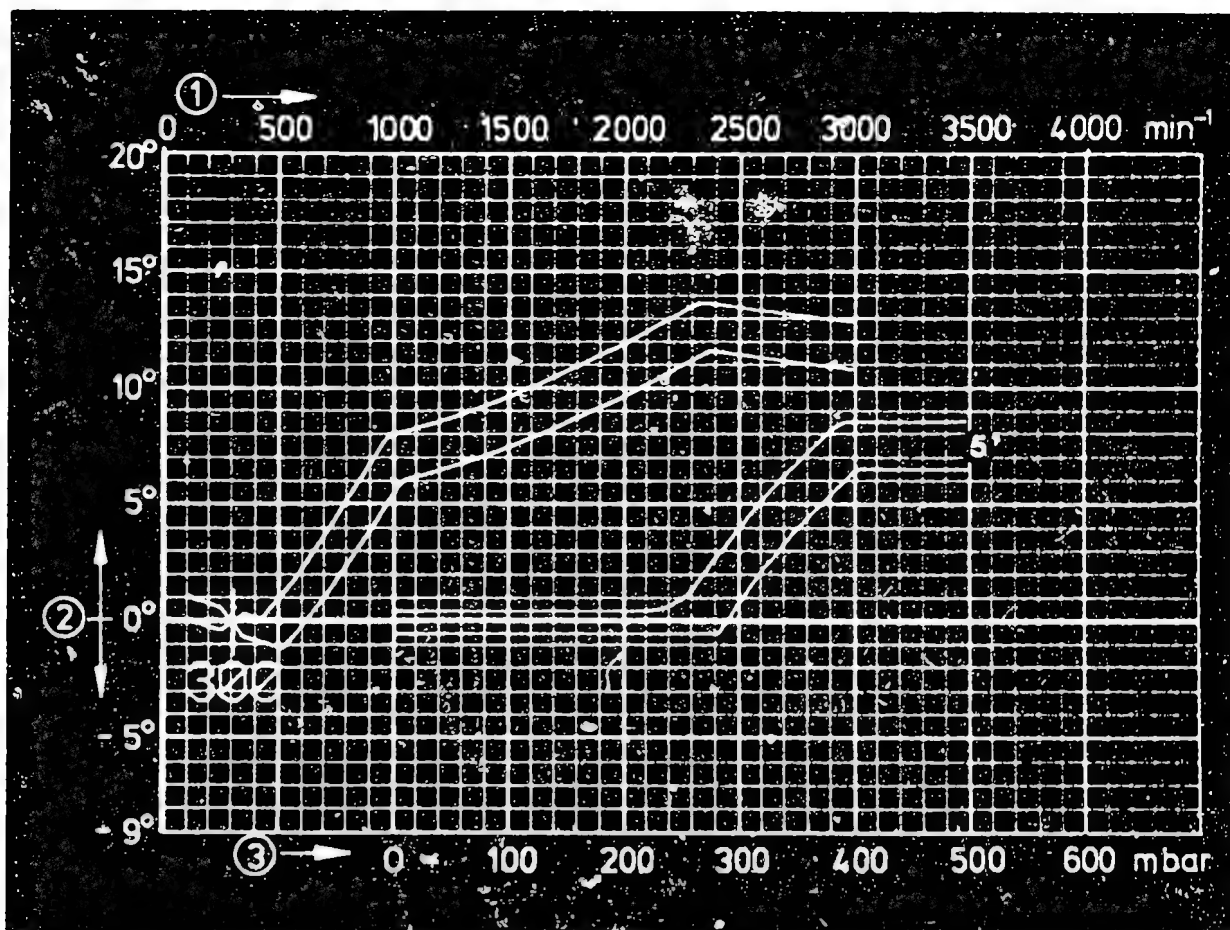
Repair and test instructions: W-237/503

**L3**

Test specifications

Ignition distributors 0 237..





0 237 402 030

- 1 = Distributor-shaft speed
- 2 = Distributor-shaft advance
- 3 = Negative gauge pressure (vacuum)
- 5 = Negative gauge pressure (vacuum) advance

Test adapter KDZV 7202

Resistance of magnetic-pulse generator

Air gap min.

Addition to tolerance range

ZV-I

520...700  $\Omega$

0,25 mm

$\pm 0.5^\circ$  dist.  
shaft

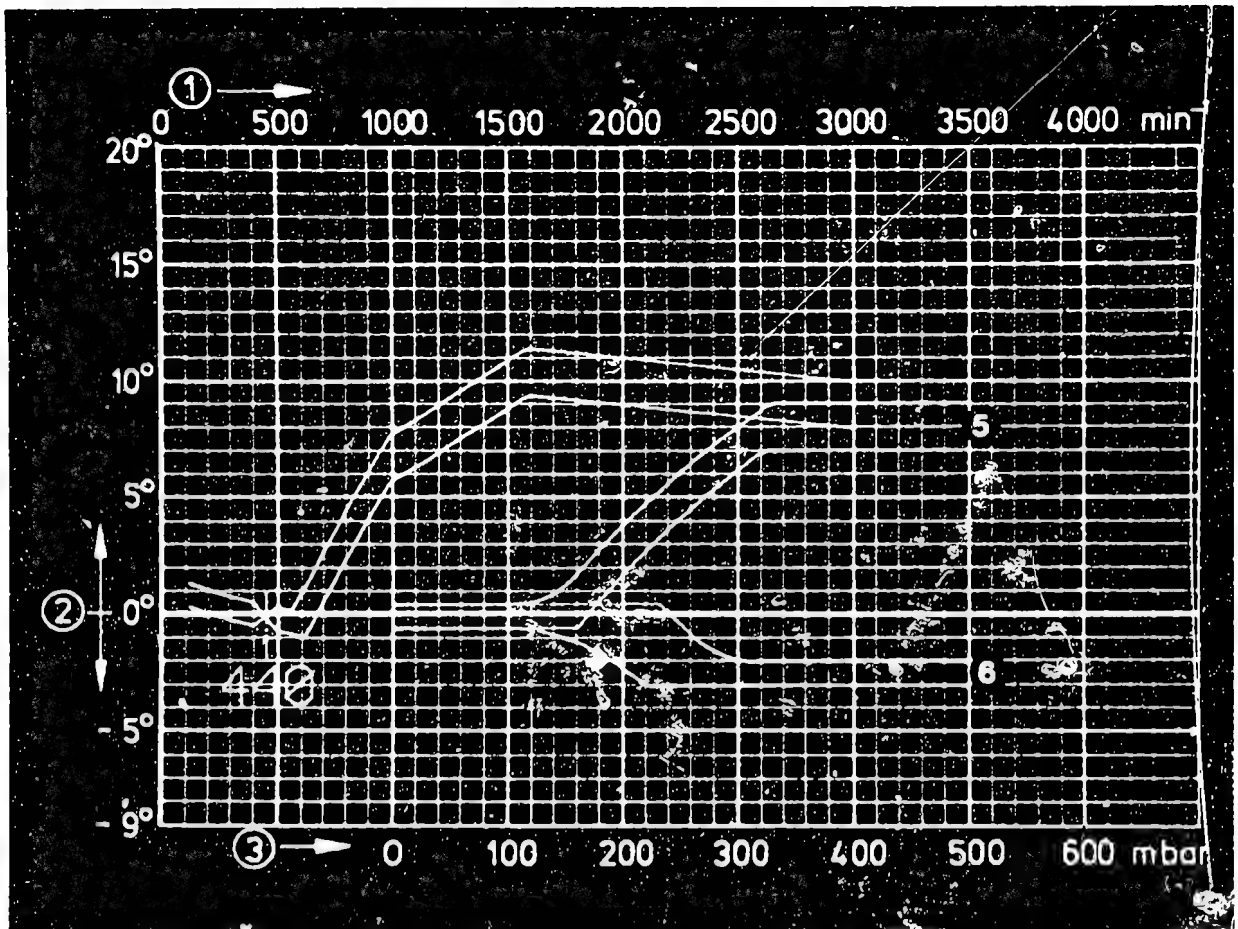
Repair and test instructions: W-237/503

**L4**

Test specifications

Ignition distributors 0 237..





0 237 405 028/029

1 = Distributor-shaft speed

2 = Distributor-shaft advance

3 = Negative gauge pressure (vacuum)

5 = Negative gauge pressure (vacuum) advance

6 = Negative gauge pressure (vacuum) retard

Test adapter KDZV 7202

ZV-I

Resistance of magnetic-pulse generator

520...700  $\Omega$

Air gap min.

0,40 mm

Addition to tolerance range

$\pm 0.5^\circ$  dist.  
shaft

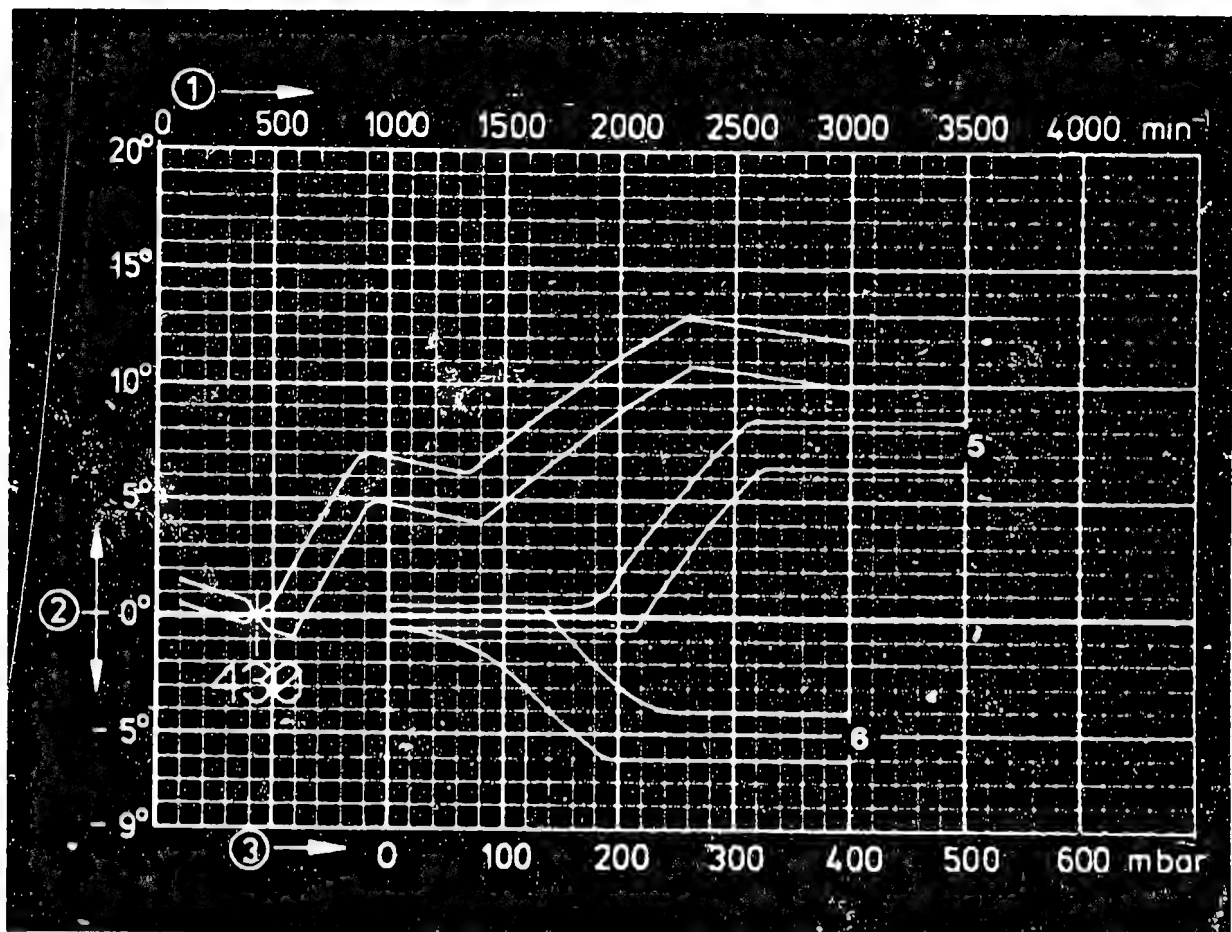
Repair and test instructions: W-237/503

**L5**

Test specifications

Ignition distributors 0 237..





0 237 406 004

1 = Distributor-shaft speed

2 = Distributor-shaft advance

3 = Negative gauge pressure (vacuum)

5 = Negative gauge pressure (vacuum) advance

6 = Negative gauge pressure (vacuum) retard

Test adapter KDZV 7202

ZV-I

Resistance of magnetic-pulse generator 520...700 Ω

Air gap min.

0,30 mm

Addition to tolerance range

± 0.5° dist.  
shaft

FD (date of manufacture)

→823

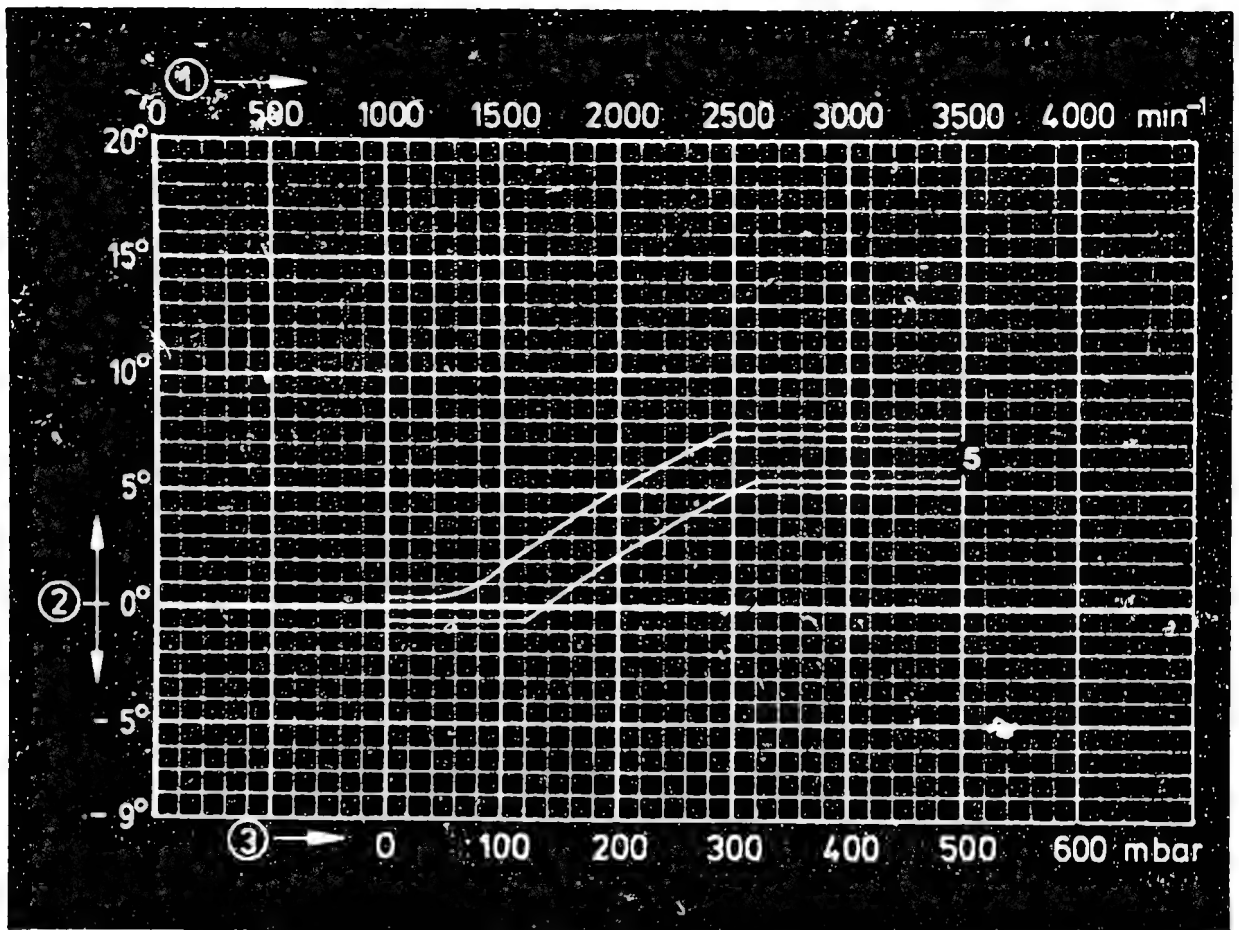
Repair and test instructions: W-237/503

**L6**

Test specifications

Ignition distributors 0 237..





0 237 503 001

1 = Distributor-shaft speed

2 = Distributor-shaft advance

3 = Negative gauge pressure (vacuum)

5 = Negative gauge pressure (vacuum) advance

Test adapter KDZV 7202

ZV-H

Addition to tolerance range

$\pm 0,5^\circ$  dist.shaft

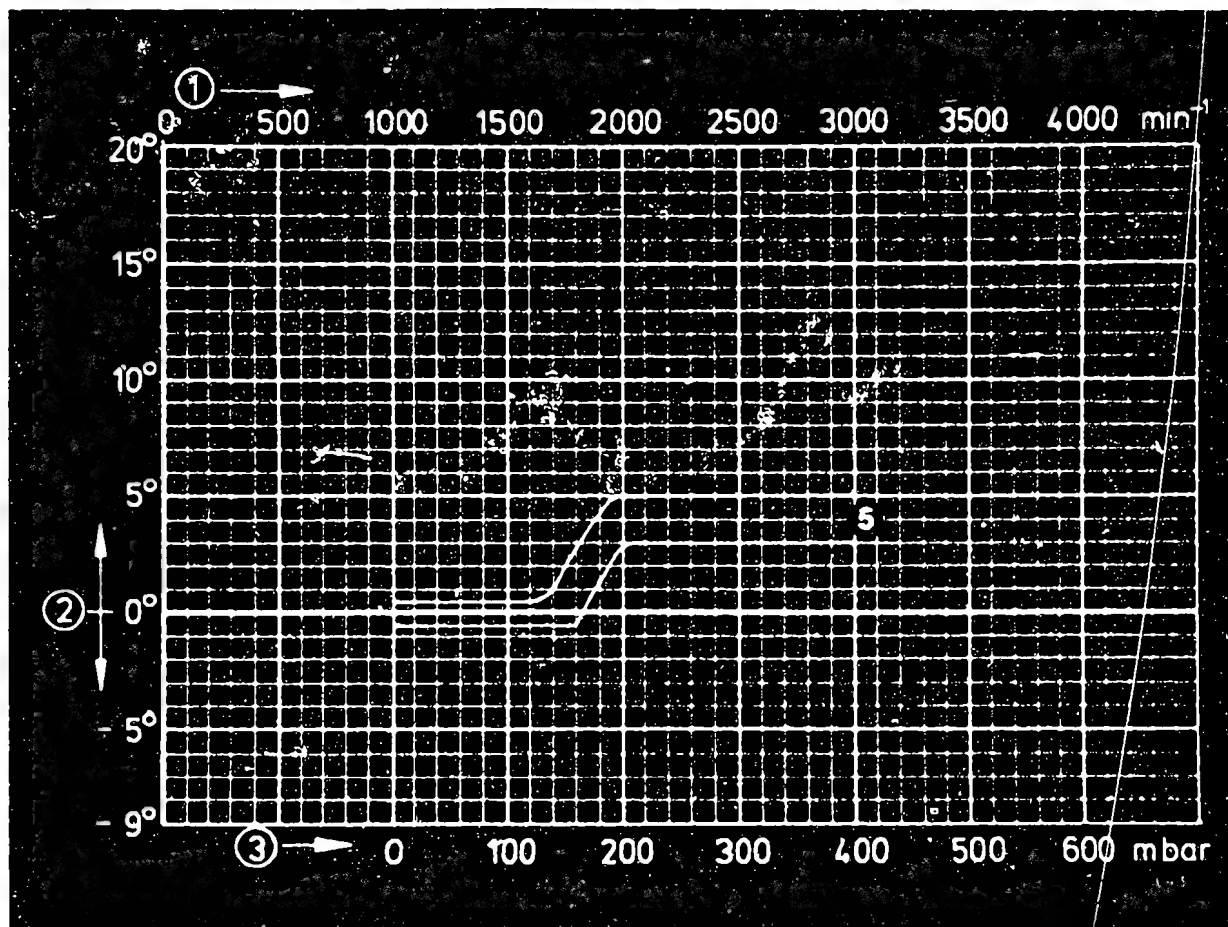
Repair and test instructions: W-237/501

**L7**

Test specifications

Ignition distributors 0 237..





0 237 504 001

- 1 = Distributor-shaft speed
- 2 = Distributor-shaft advance
- 3 = Negative gauge pressure (vacuum)
- 5 = Negative gauge pressure (vacuum) advance

Test adapter KDZV 7202

ZV-H

Addition to tolerance range

$\pm 0,5^\circ$  dist.shaft

Repair and test instructions: W-237/500

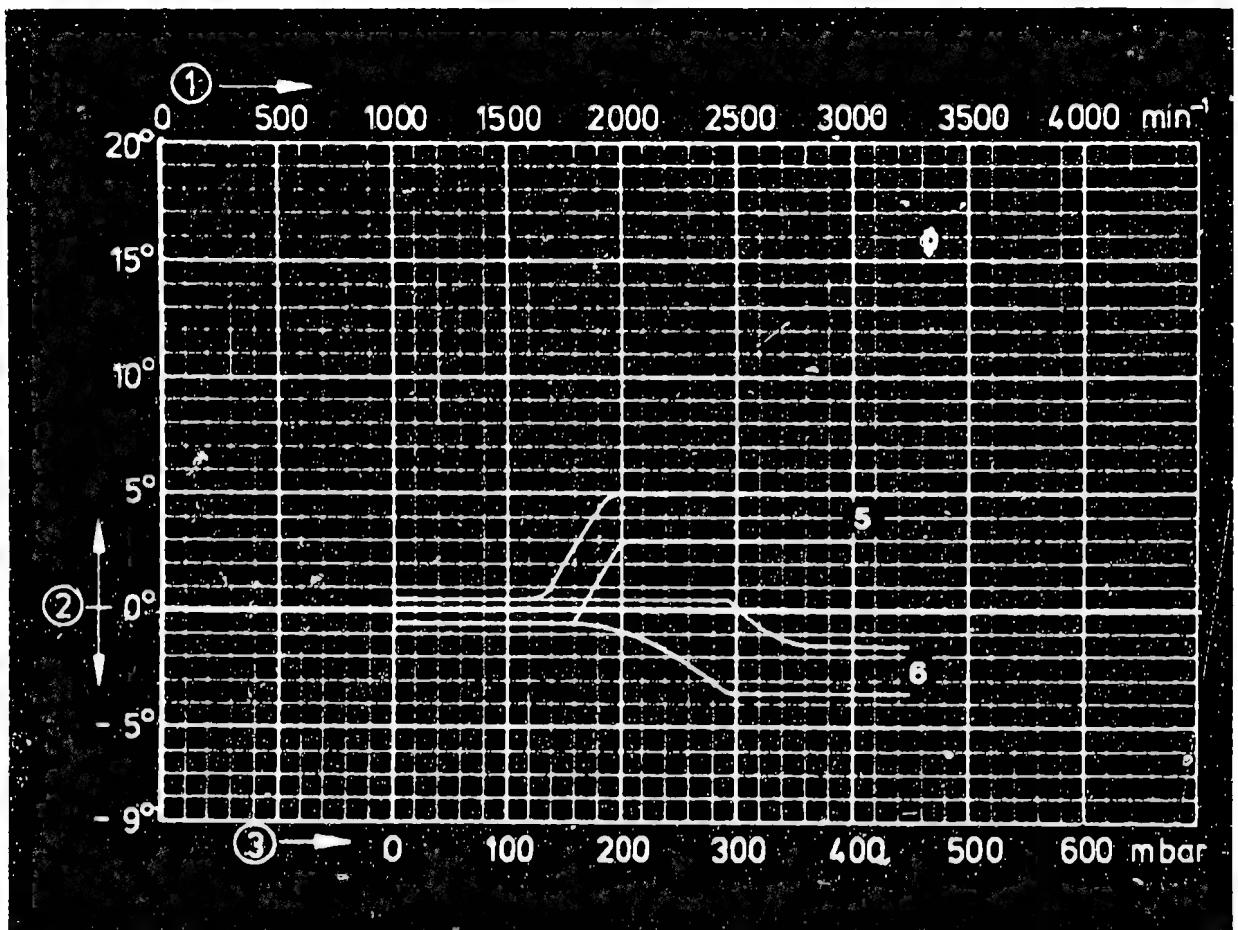
**L8**

Test specifications

Ignition distributors 0 237..







0 237 504 002

- 1 = Distributor-shaft speed
- 2 = Distributor-shaft advance
- 3 = Negative gauge pressure (vacuum)
- 5 = Negative gauge pressure (vacuum) advance
- 6 = Negative gauge pressure (vacuum) retard

Test adapter KDZV 7202

ZV-H

Addition to tolerance range

$\pm 0,5^\circ$  dist.shaft

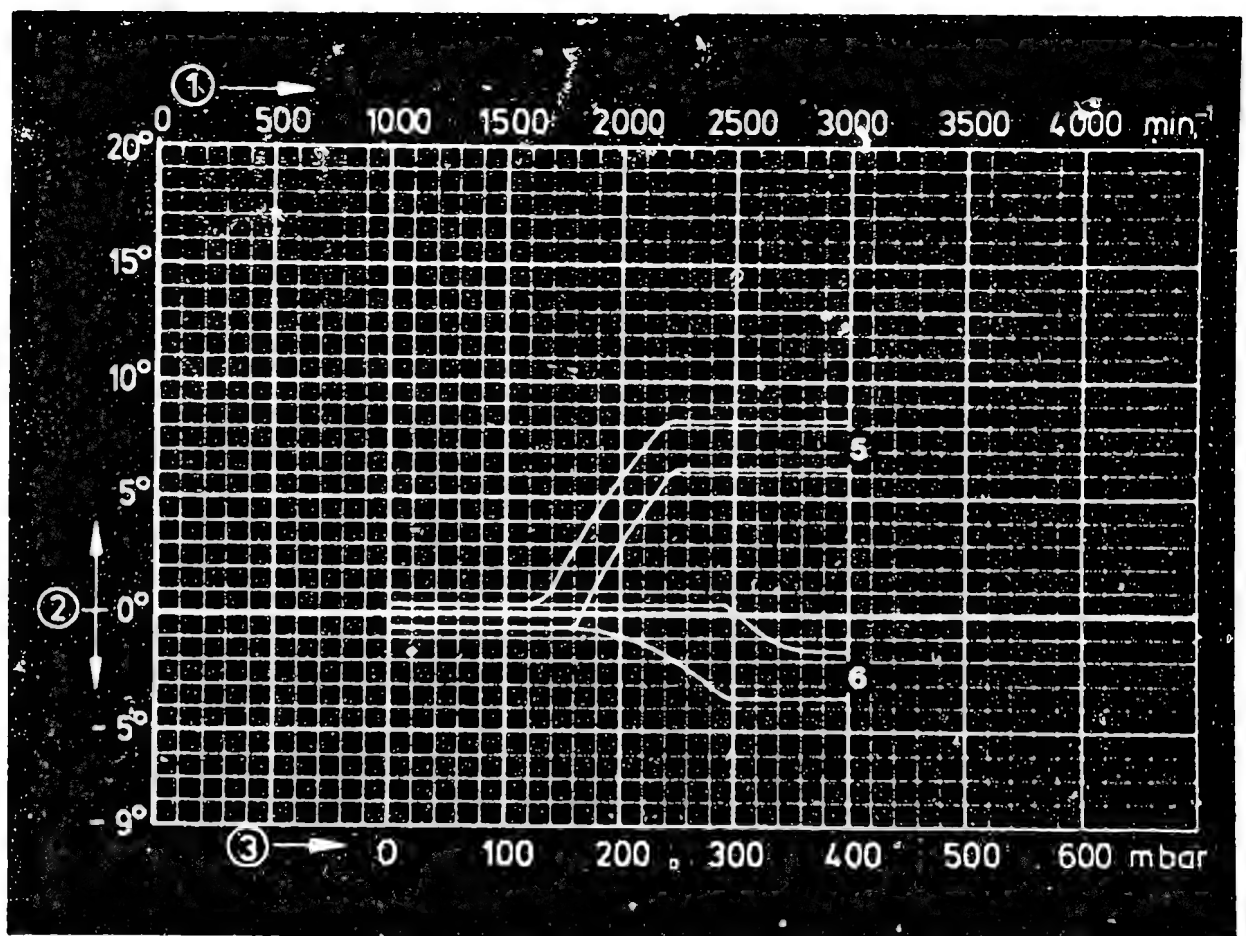
Repair and test instructions: W-237/500

**L9**

Test specifications

Ignition distributors 0 237..





0 237 504 005

- 1 = Distributor-shaft speed
- 2 = Distributor-shaft advance
- 3 = Negative gauge pressure (vacuum)
- 5 = Negative gauge pressure (vacuum) advance
- 6 = Negative gauge pressure (vacuum) retard

Test adapter KDZV 7202

ZV-H

Addition to tolerance range

+ 0,5° dist.shaft

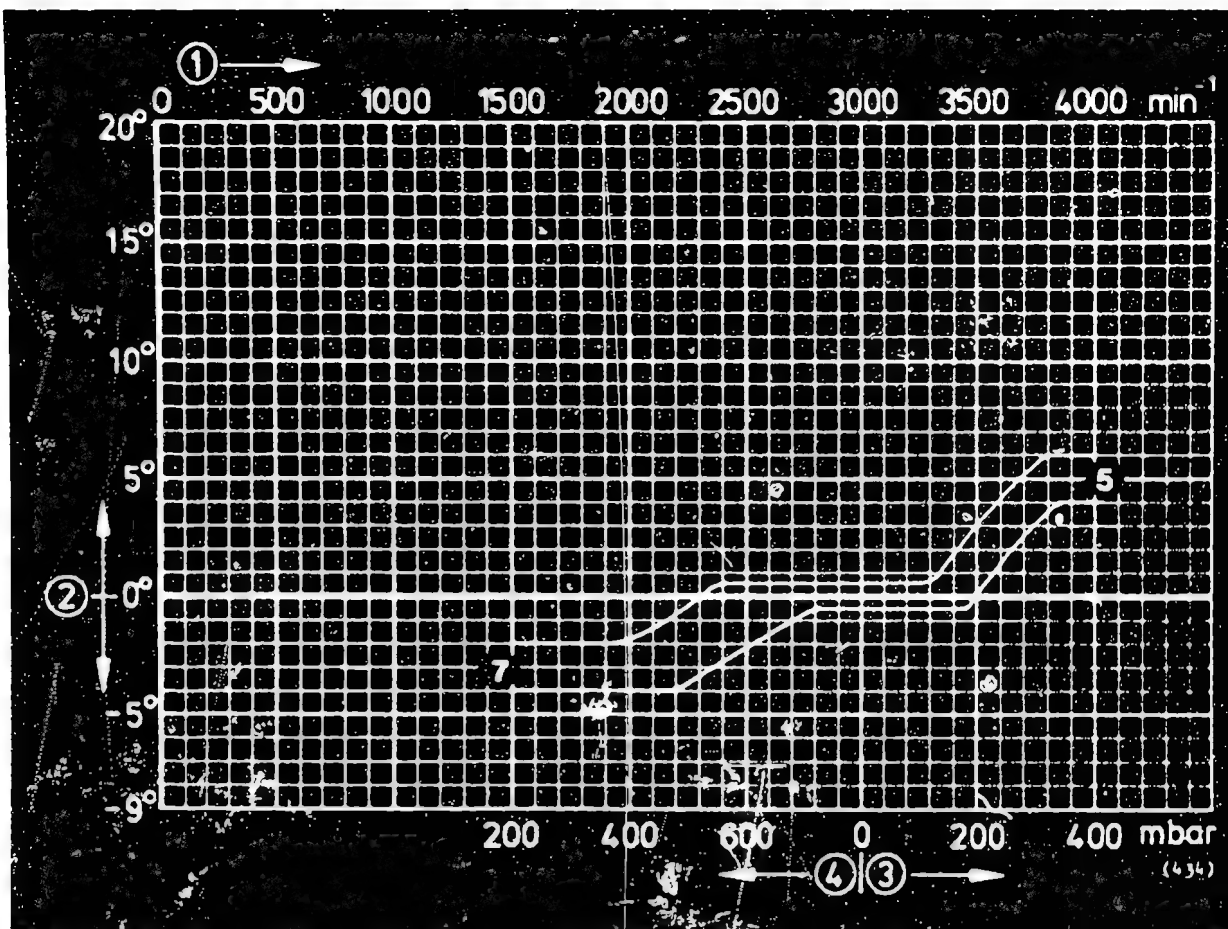
Repair and test instructions: W-237/500

**L10**

Test specifications

Ignition distributors 0 237..





0 237 507 001

- 1 = Distributor-shaft speed
- 2 = Distributor-shaft advance
- 3 = Negative gauge pressure (vacuum)
- 4 = Gauge pressure
- 5 = Negative gauge pressure (vacuum) advance
- 7 = Gauge pressure (retard)

Test adapter KDZV 7202

ZV-H

Addition to tolerance range

± 0,5° dist.shaft

Repair and test instructions: W-237/500

**L11**

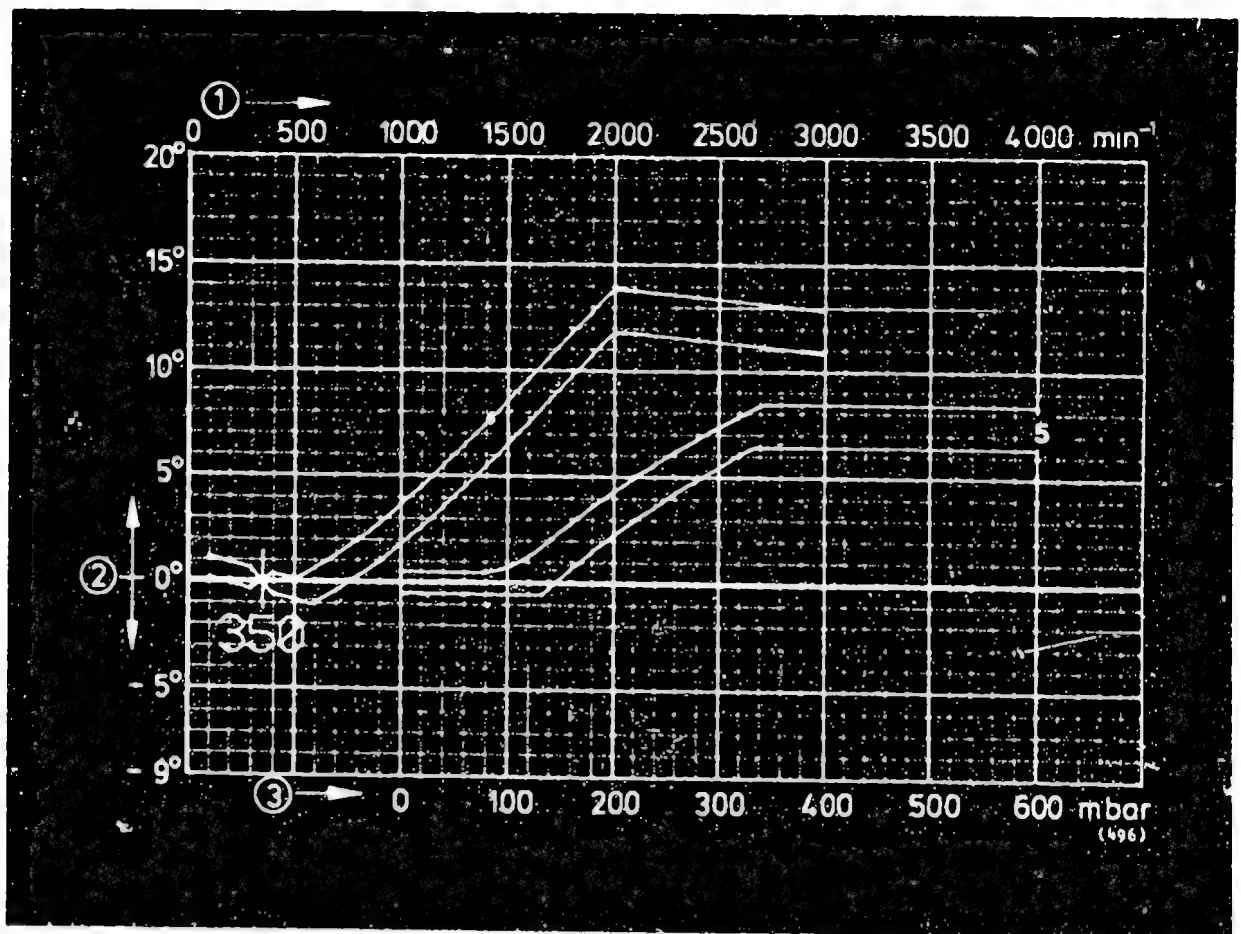
Test specifications

Ignition distributors 0 237..









0 237 002 107/108

- 1 = Distributor-shaft speed
- 2 = Distributor-shaft advance
- 3 = Negative gauge pressure (vacuum)
- 5 = Negative gauge pressure (vacuum) advance

Test adapter KDZV 7202  
 Resistance of magnetic-pulse  
 generator  
 Air gap min.  
 Addition to tolerance range

ZV-I

505... 680  $\Omega$

0,25 mm

+ 0,5° dist. shaft

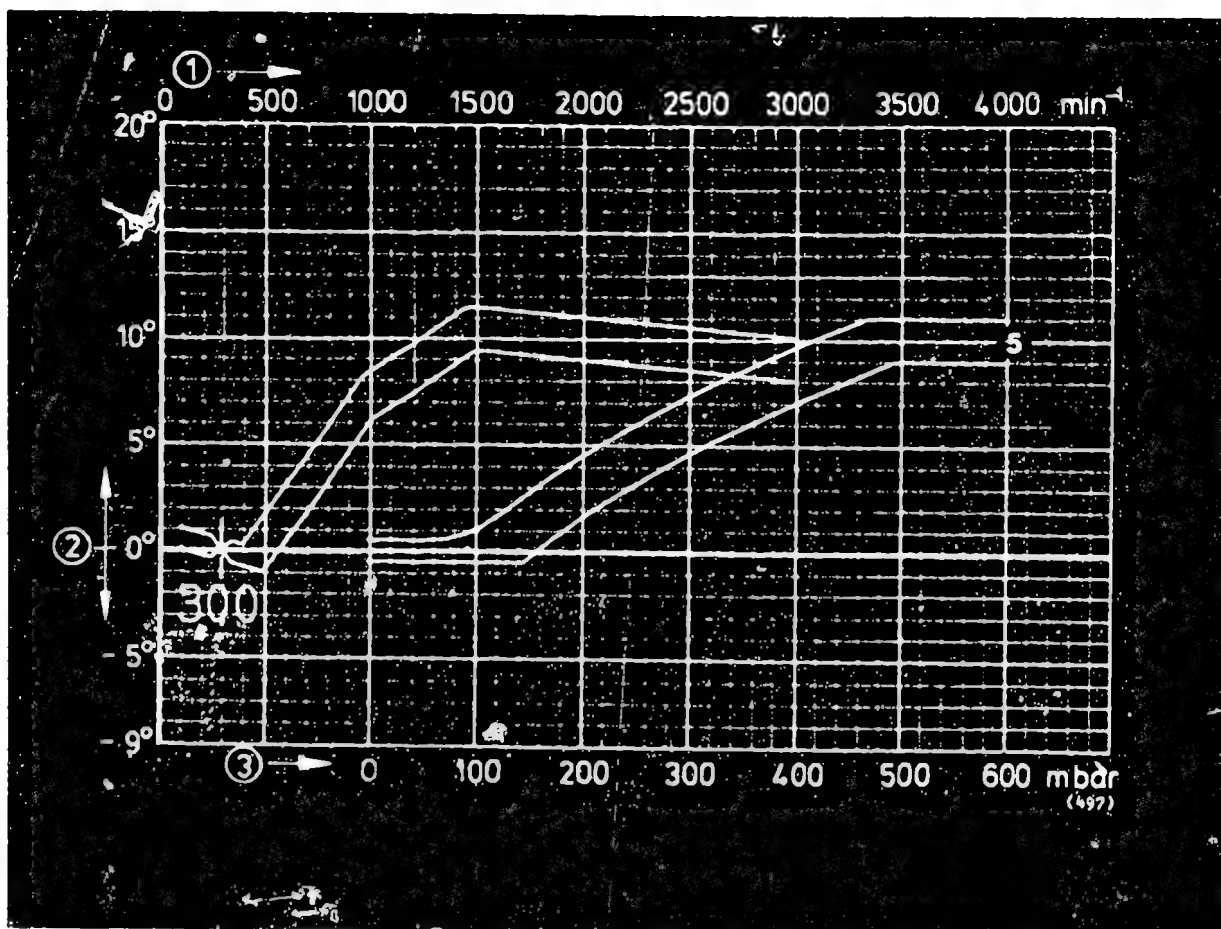
Repair and test instructions: W-237/502

**L14**

Test specifications

Ignition distributors 0 237..





0 237 002 110

- 1 = Distributor-shaft speed
- 2 = Distributor-shaft advance
- 3 = Negative gauge pressure (vacuum)
- 5 = Negative gauge pressure (vacuum) advance

Test adapter KDZV 7202  
 Resistance of magnetic-pulse generator  
 Air gap min.  
 Addition to tolerance range

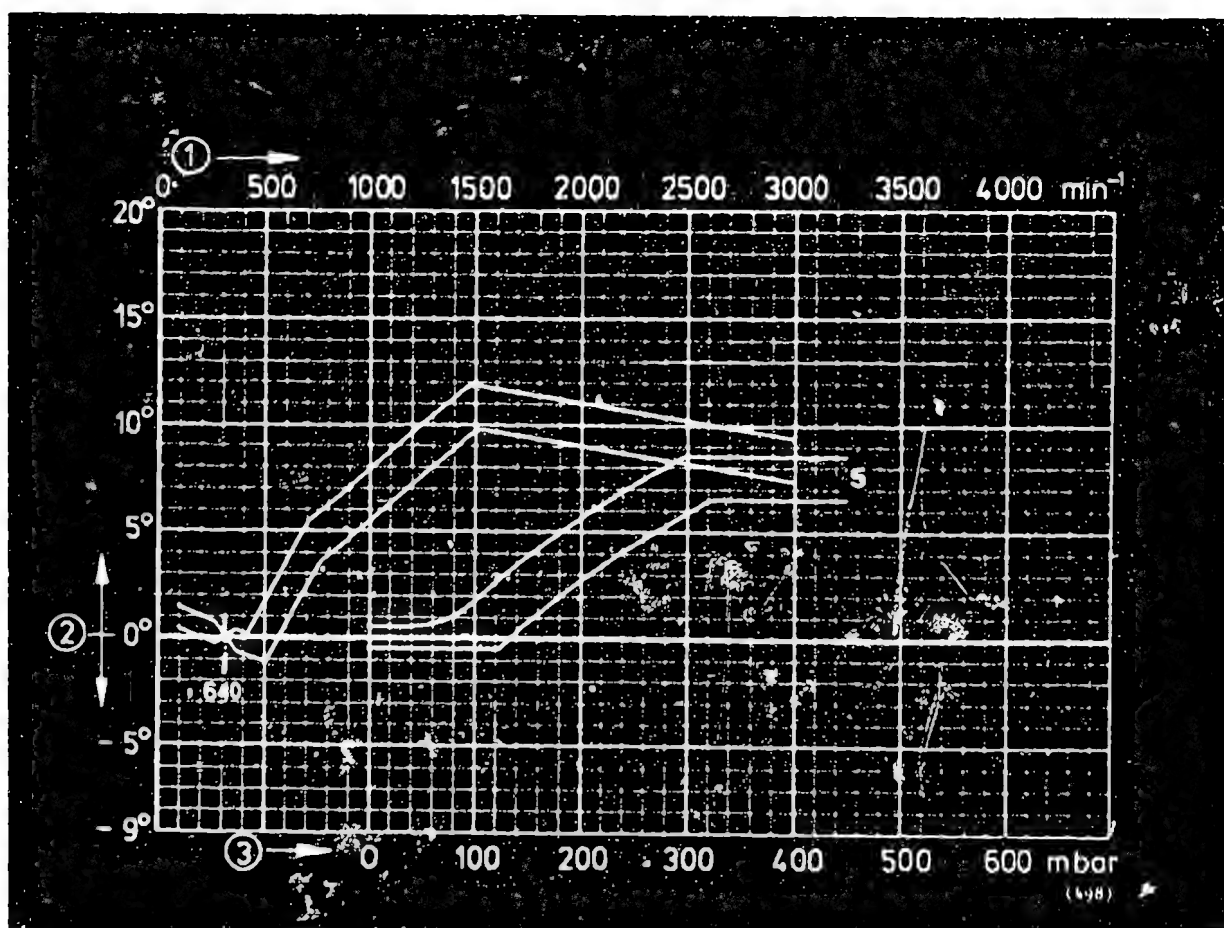
ZV-I  
 950...1300 Ω  
 0,25 mm  
 ± 0,5° dist. shaft

Repair and test instructions: W-237/502

**L15**

Test specifications  
 Ignition distributors 0 237..





0 237 002 111

- 1 = Distributor-shaft speed
- 2 = Distributor-shaft advance
- 3 = Negative gauge pressure (vacuum)
- 5 = Negative gauge pressure (vacuum) advance

Test adapter KDZV 7202

ZV-I

Resistance of magnetic-pulse generator

950...1300 Ω

Air gap min.

0,25 mm

Addition to tolerance range

$\pm 0,5^\circ$  dist. shaft

Repair and test instructions: W-237/502

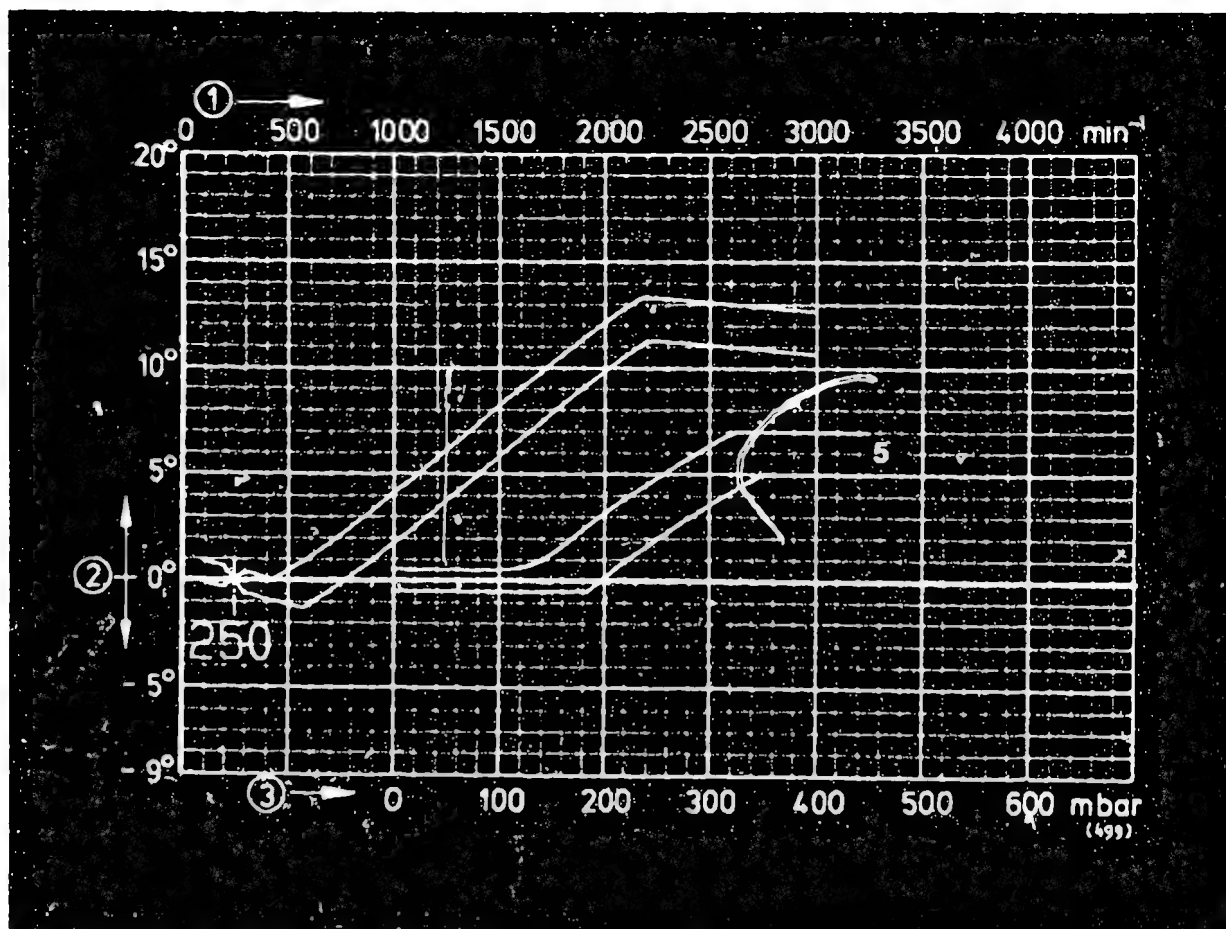
**L16**

Test specifications

Ignition distributors 0 237..







0 237 002 113

- 1 = Distributor-shaft speed
- 2 = Distributor-shaft advance
- 3 = Negative gauge pressure (vacuum)
- 5 = Negative gauge pressure (vacuum) advance

Test adapter KDZV 7202  
 Resistance of magnetic-pulse generator  
 Air gap min.  
 Addition to tolerance range

ZV-I

900...1300 Ω  
 0,25 mm  
+ 0,5° dist. shaft

Repair and test instructions: W-237/502

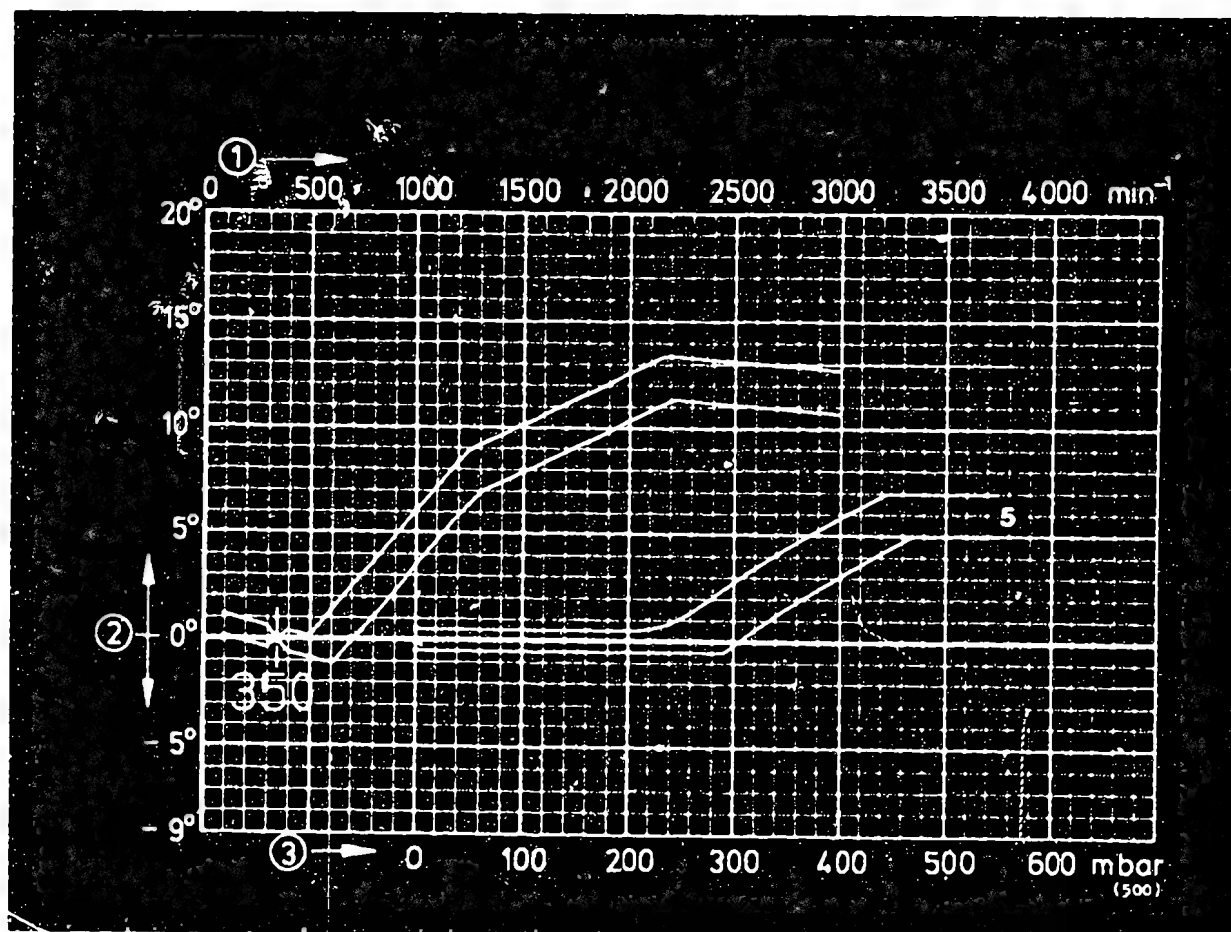
Clamping flange:  
 Driver:

1 685 700 135  
 1 686 490 037

**L17**

Test specifications  
 Ignition distributors 0 237..





0 237 002 114

1 = Distributor-shaft speed

2 = Distributor-shaft advance

3 = Negative gauge pressure (vacuum)

5 = Negative gauge pressure (vacuum) advance

Test adapter KDZV 7202

ZV-I

Resistance of magnetic-pulse generator

950...1300 Ω

Air gap min.

0,25 mm

Addition to tolerance range

+ 0,5° dist. shaft

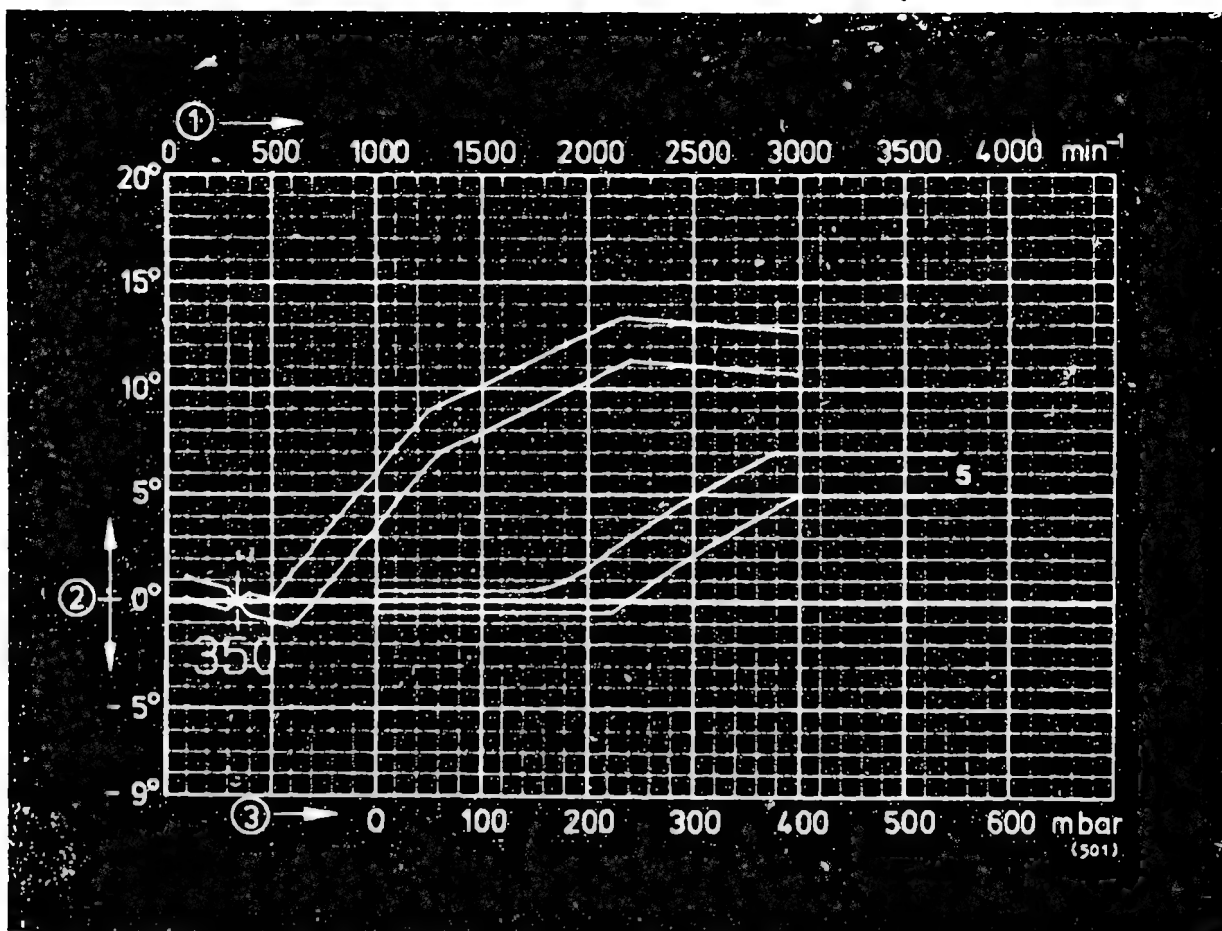
Repair and test instructions: W-237/502

**L18**

Test specifications

Ignition distributors 0 237..





0 237 002 115

- 1 = Distributor-shaft speed
- 2 = Distributor-shaft advance
- 3 = Negative gauge pressure (vacuum)
- 5 = Negative gauge pressure (vacuum) advance

Test adapter KDZV 7202  
 Resistance of magnetic-pulse generator  
 Air gap min.  
 Addition to tolerance range

ZV-I

950...1300  $\Omega$

0,25 mm

+ 0,5° dist. shaft

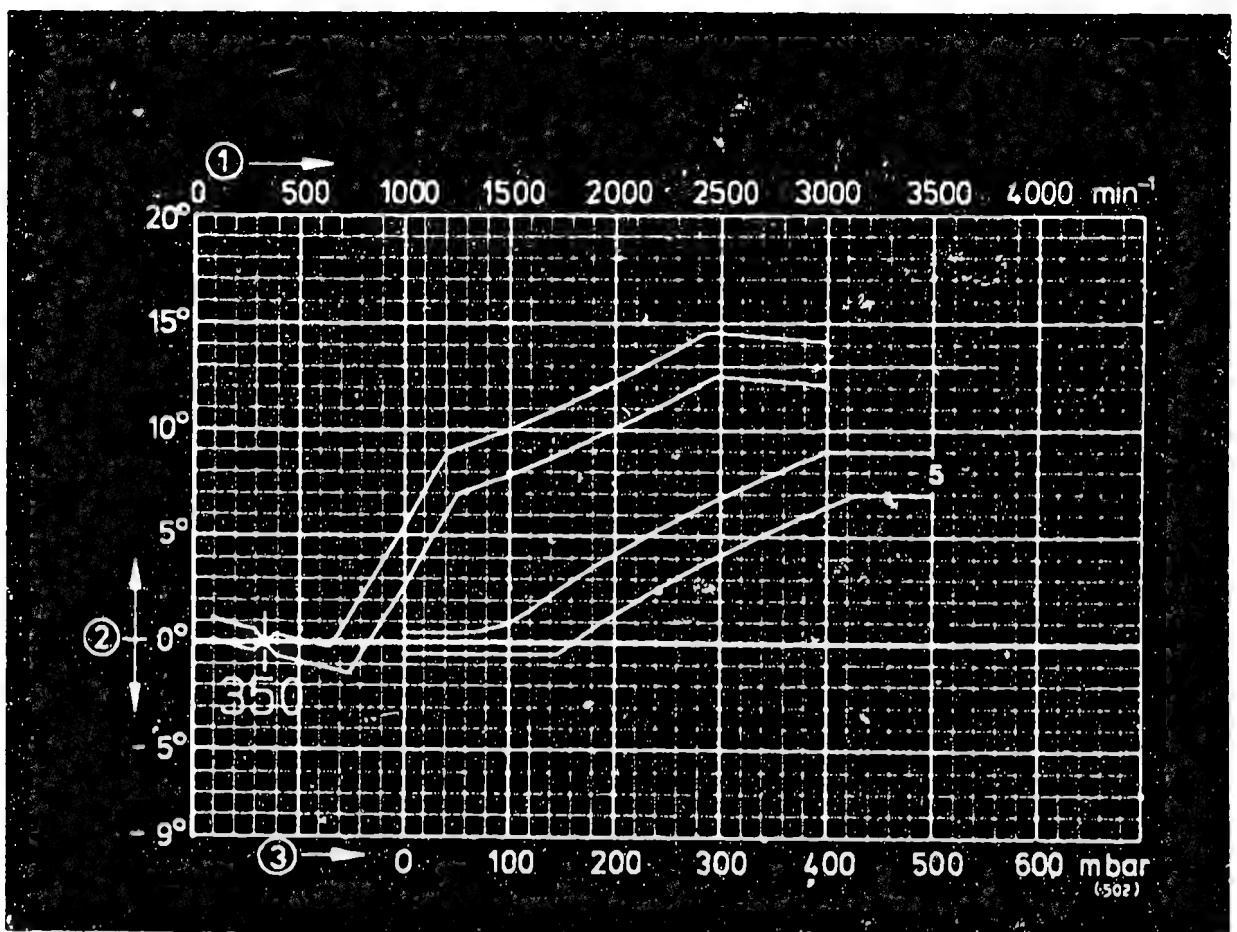
Repair and test instructions: W-237/502

**L19**

Test specifications

Ignition distributors 0 237..





0 237 002 117

1 = Distributor-shaft speed

2 = Distributor-shaft advance

3 = Negative gauge pressure (vacuum)

5 = Negative gauge pressure (vacuum) advance

Test adapter KDZV 7202

ZV-I

Resistance of magnetic-pulse generator

950...1300  $\Omega$

Air gap min.

0,25 mm

Addition to tolerance range

+ 0,5° dist. shaft

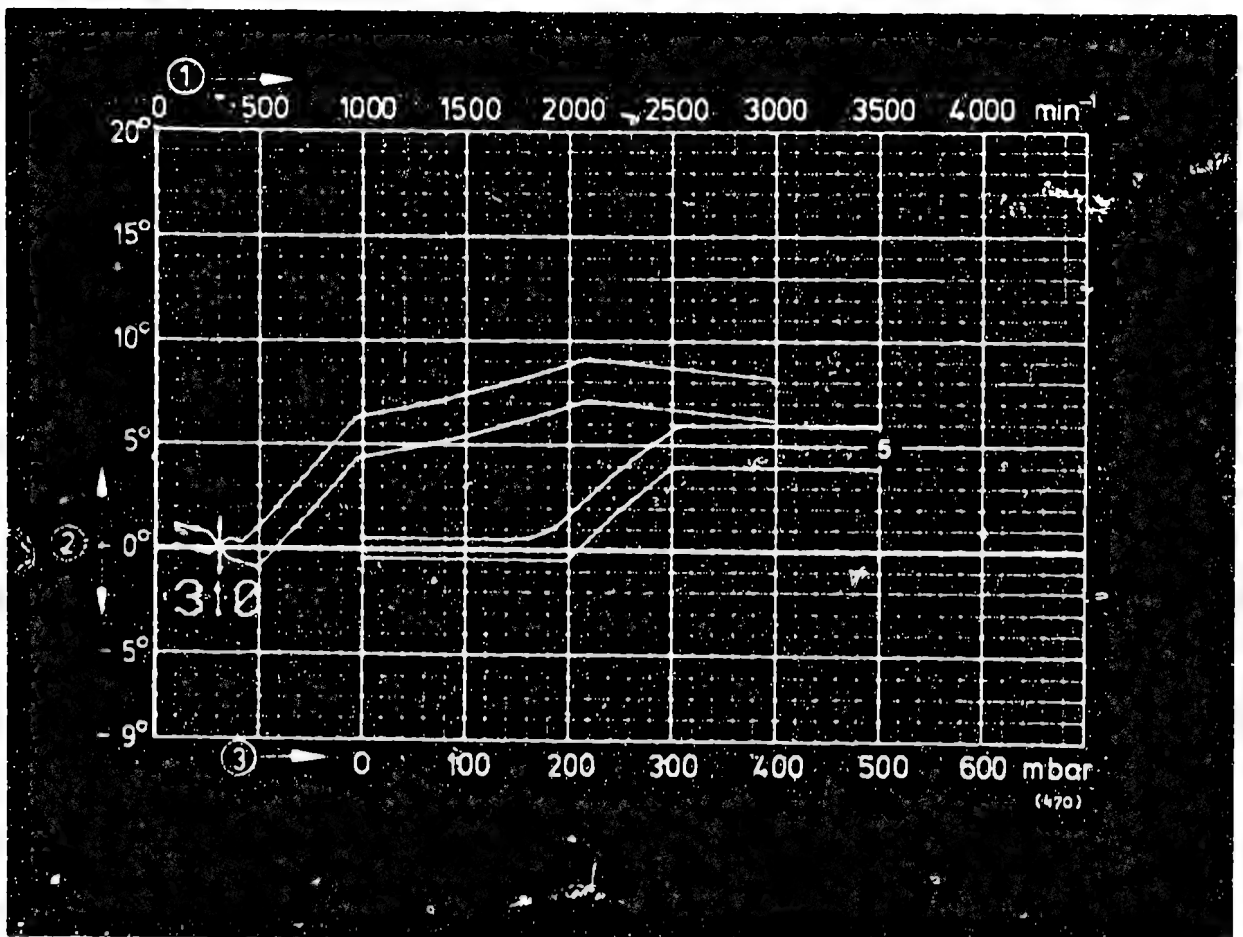
Repair and test instructions: W-237/502

**L20**

Test specifications

Ignition distributors 0 237..





0 237 002 118/119

- 1 = Distributor-shaft speed
- 2 = Distributor-shaft advance
- 3 = Negative gauge pressure (vacuum)
- 5 = Negative gauge pressure (vacuum) advance

Test adapter KDZV 7202  
 Resistance of magnetic-pulse  
 generator  
 Air gap min.  
 Addition to tolerance range

ZV-I

505... 680  $\Omega$

0,25 mm

+ 0,5° dist. shaft

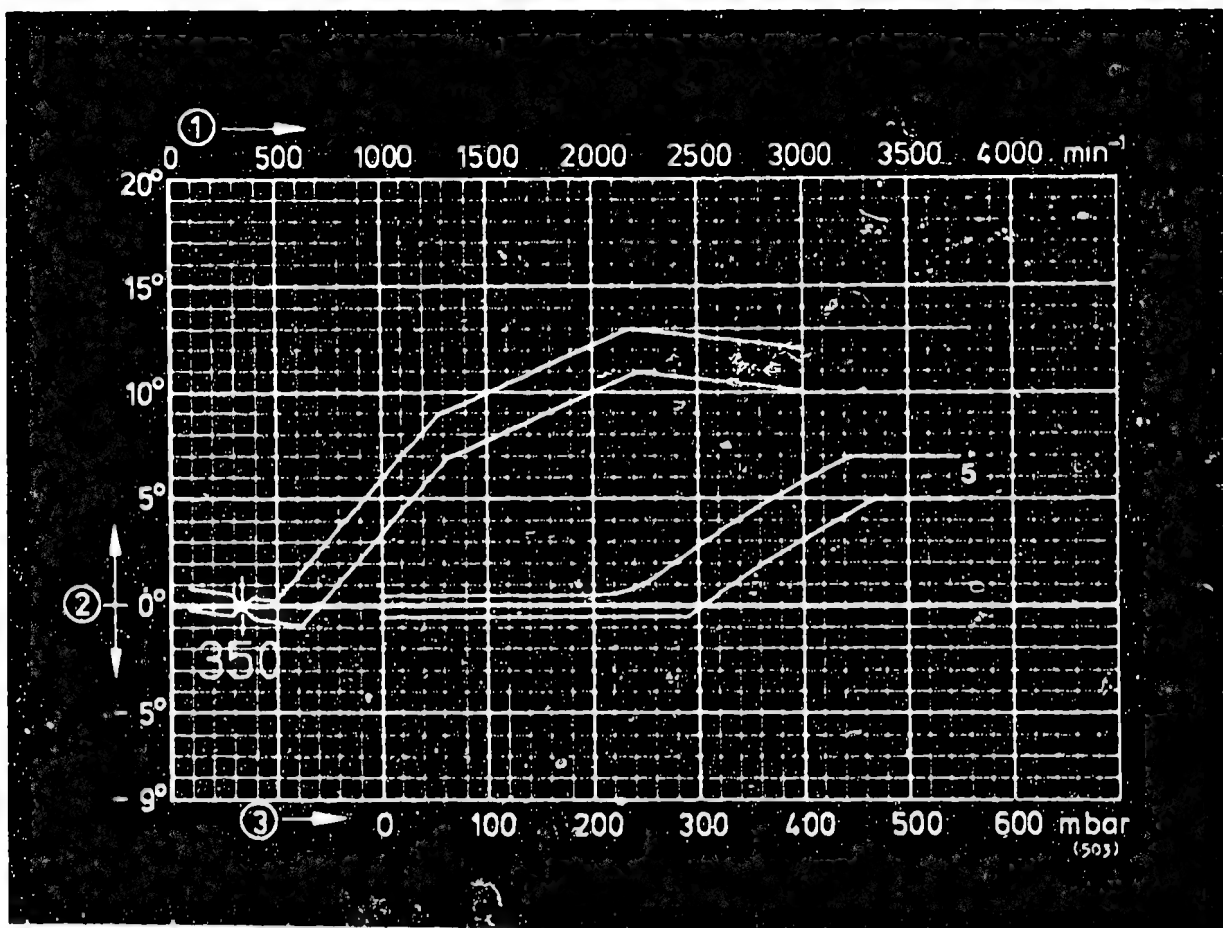
Repair and test instructions: W-237/502

**L21**

Test specifications

Ignition distributors 0 237..





0 237 002 122

- 1 = Distributor-shaft speed
- 2 = Distributor-shaft advance
- 3 = Negative gauge pressure (vacuum)
- 5 = Negative gauge pressure (vacuum) advance

Test adapter KDZV 7202  
 Resistance of magnetic-pulse  
 generator  
 Air gap min.  
 Addition to tolerance range

ZV-I

255 ...385  $\Omega$

0,25 mm

+ 0,5° dist. shaft

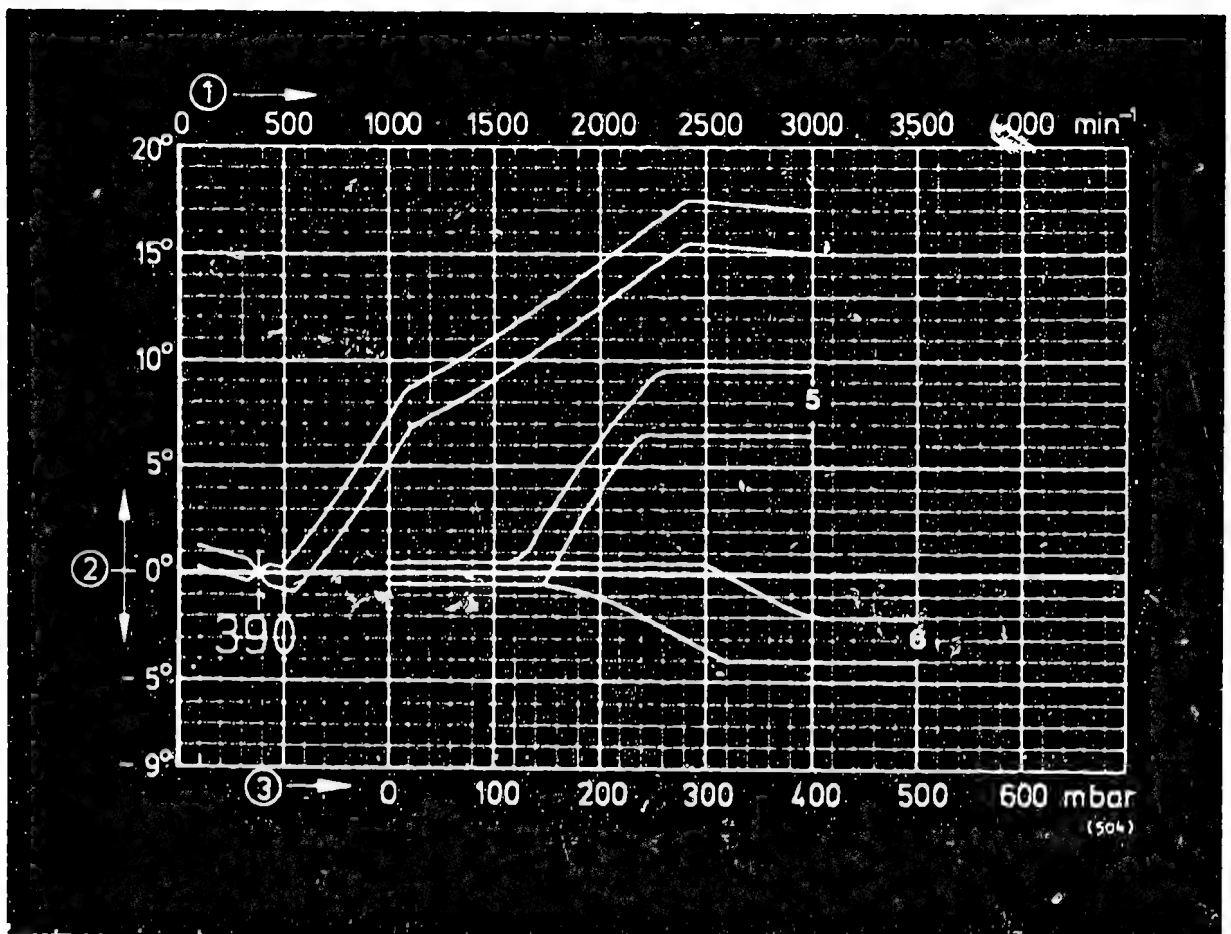
Repair and test instructions: W-237/502

**L22**

Test specifications

Ignition distributors 0 237..





0 237 003 040

1 = Distributor-shaft speed

2 = Distributor-shaft advance

3 = Negative gauge pressure (vacuum)

5 = Negative gauge pressure (vacuum) advance

6 = Negative gauge pressure (vacuum) retard

Test adapter KDZV 7202

ZV-I

Resistance of magnetic-pulse generator

950...1300  $\Omega$

Air gap min.

0,25 mm

Addition to tolerance range

$\pm 0,5^\circ$  dist. shaft

Repair and test instructions: W-237/502

Clamping flange:

1 685 700 133


Driver:

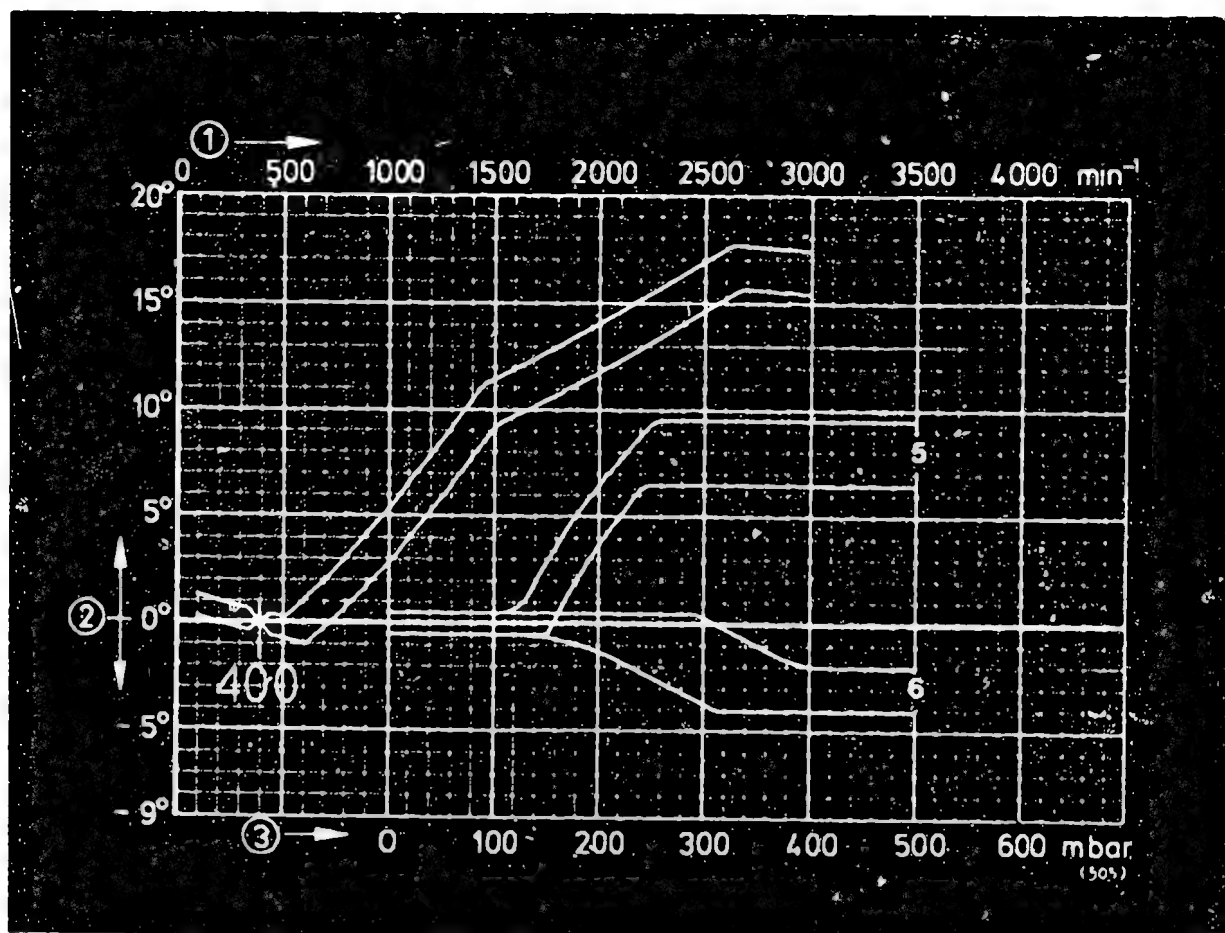
1 686 400 003

**L23**

Test specifications

Ignition distributors 0 237..





0 237 003 041

- 1 = Distributor-shaft speed
  - 2 = Distributor-shaft advance
  - 3 = Negative gauge pressure (vacuum)
  - 5 = Negative gauge pressure (vacuum) advance
  - 6 = Negative gauge pressure (vacuum) retard
- Test adapter KDZV 7202 ZV-I  
 Resistance of magnetic-pulse generator 950...1300  $\Omega$   
 Air gap min. 0,25 mm  
 Addition to tolerance range  $\pm 0,5^{\circ}$  dist. shaft

Repair and test instructions: W-237/502

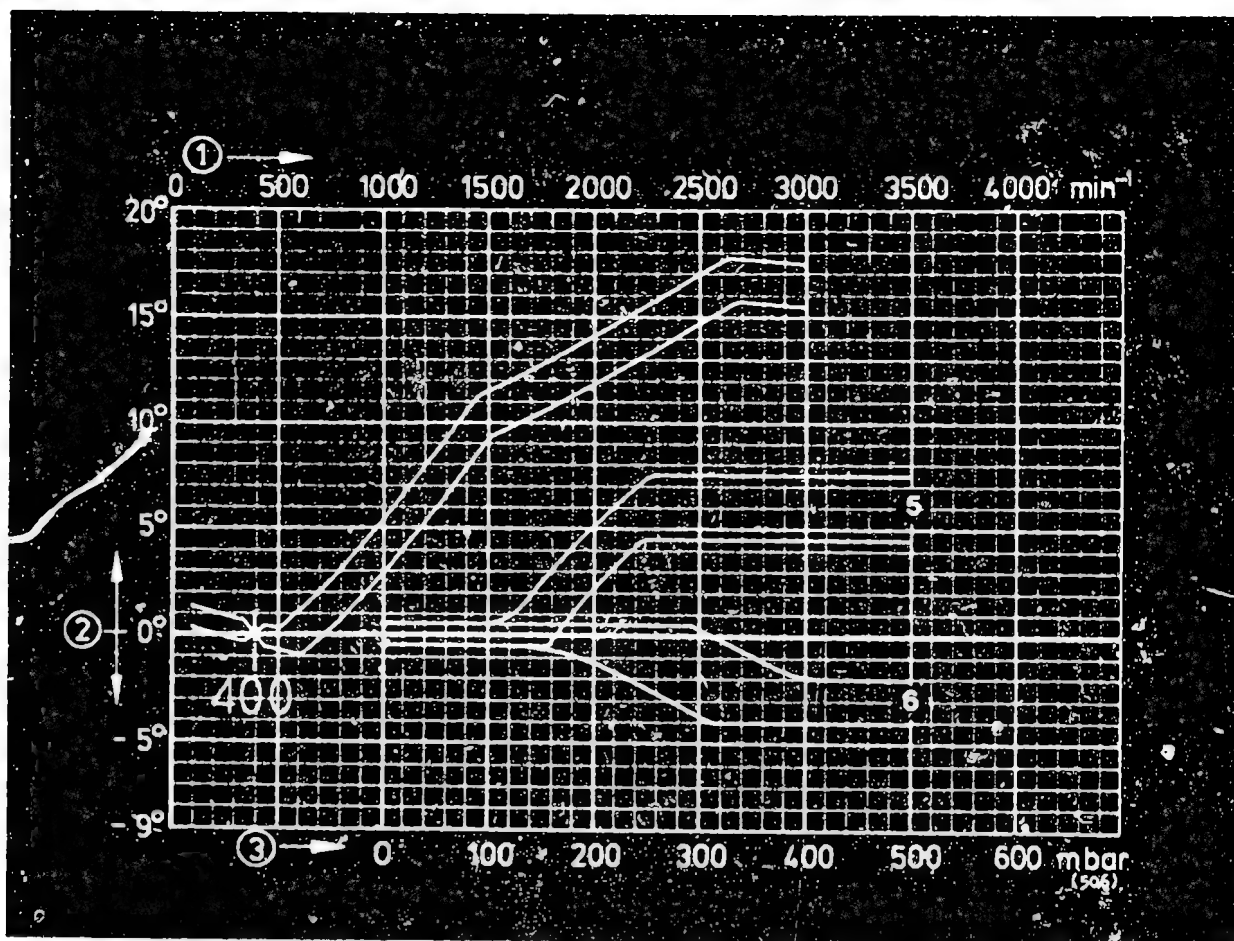
Clamping flange: 1 685 700 133  
 Driver: 1 686 400 003

**L24**

Test specifications  
 Ignition distributors 0 237..







0 237 003 042

1 = Distributor-shaft speed

2 = Distributor-shaft advance

3 = Negative gauge pressure (vacuum)

5 = Negative gauge pressure (vacuum) advance

6 = Negative gauge pressure (vacuum) retard

Test adapter KDZV 7202

ZV-I

Resistance of magnetic-pulse generator

950...1300 Ω

Air gap min.

0,25 mm

Addition to tolerance range

+ 0,5° dist. shaft

Repair and test instructions: W-237/502

Clamping flange:

1 685 700 133

Driver:

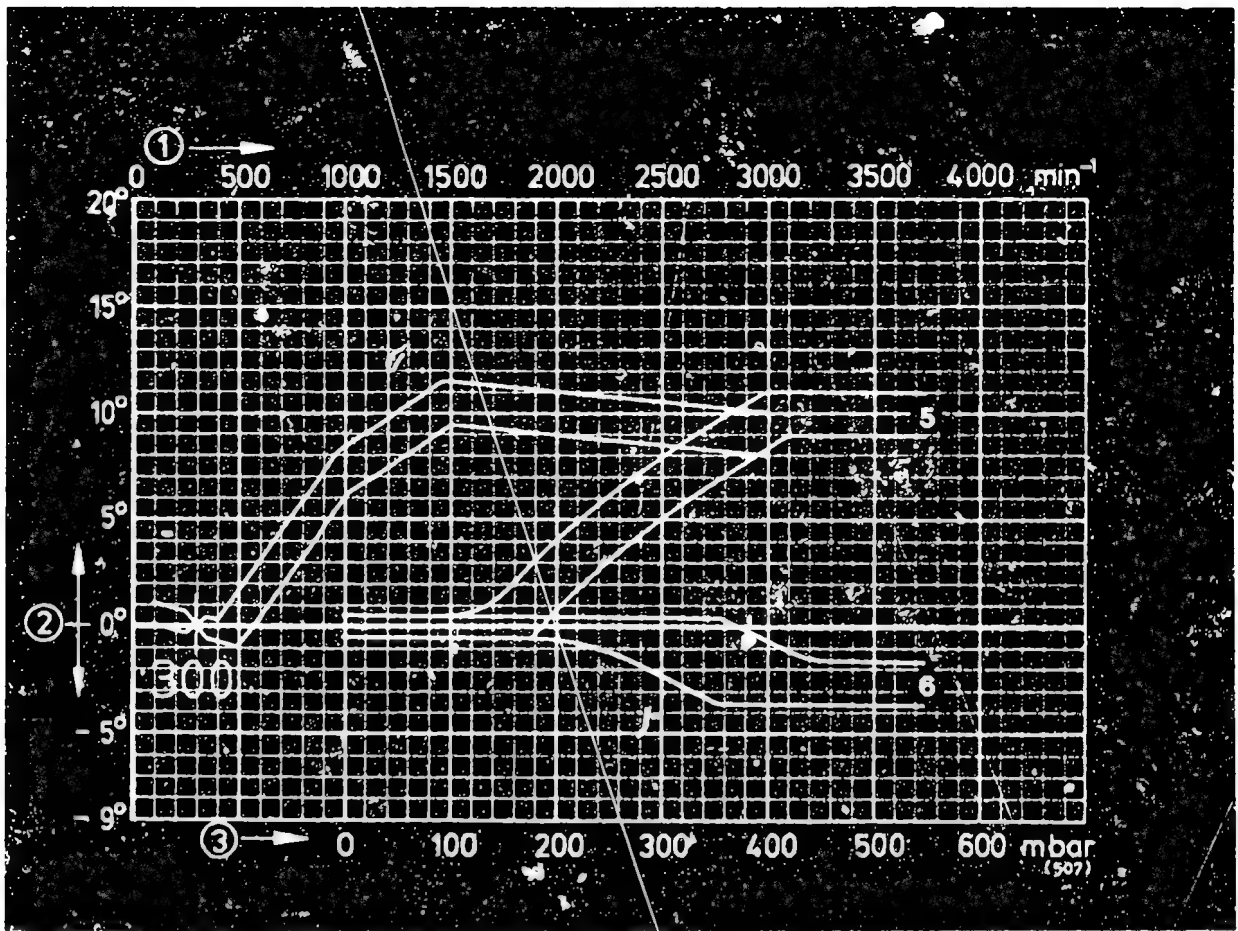
1 686 400 003

**M1**

Test specifications

Ignition distributors 0 237..





0 237 003 043

1 = Distributor-shaft speed

2 = Distributor-shaft advance

3 = Negative gauge pressure (vacuum)

5 = Negative gauge pressure (vacuum) advance

6 = Negative gauge pressure (vacuum) retard

Test adapter KDZV 7202

ZV-I

Resistance of magnetic-pulse generator

950...1300 Ω

Air gap min.

0,25 mm

Addition to tolerance range

+ 0,5° dist. shaft

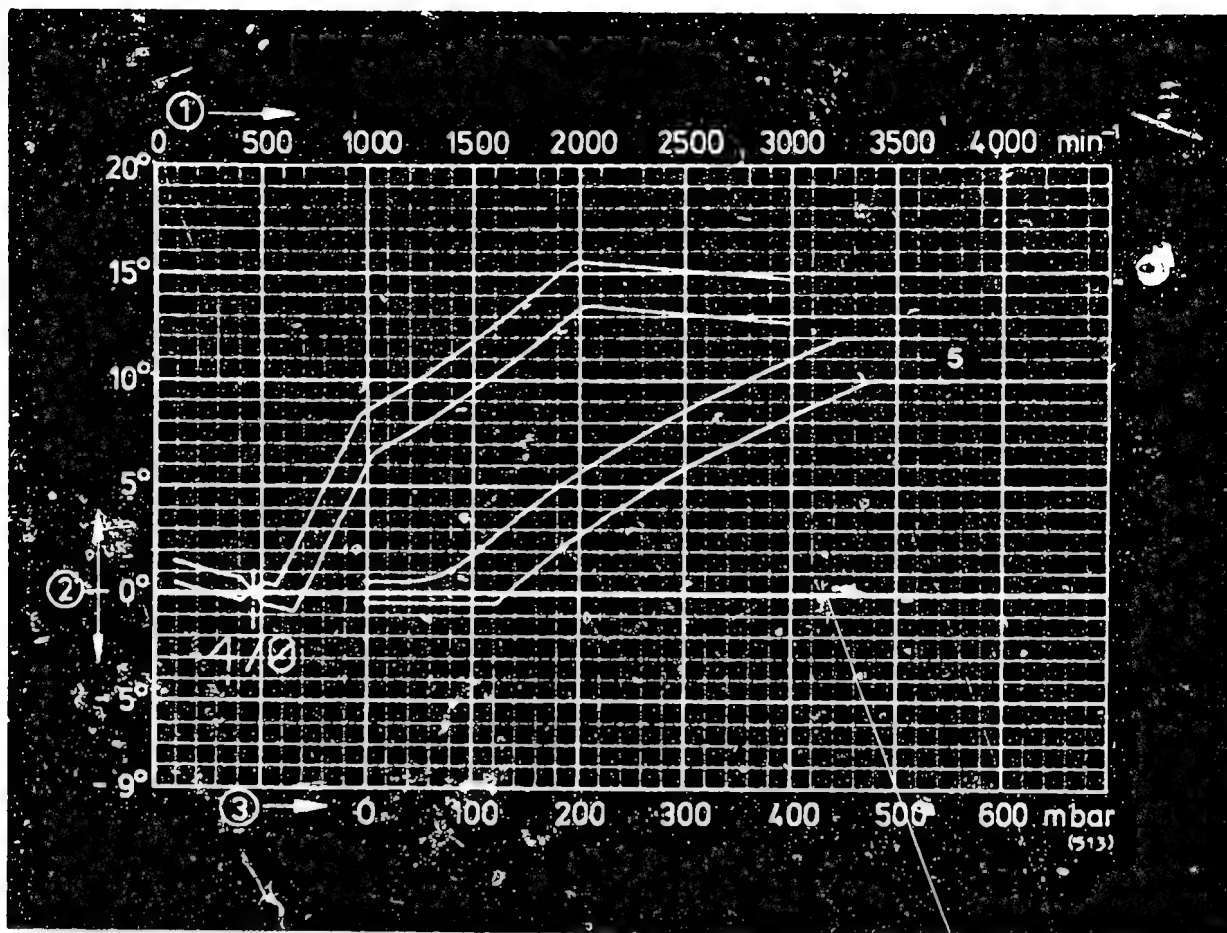
Repair and test instructions: W-237/502

**M2**

Test specifications

Ignition distributors 0 237..





0 237 009 031

- 1 = Distributor-shaft speed
- 2 = Distributor-shaft advance
- 3 = Negative gauge pressure (vacuum)
- 5 = Negative gauge pressure (vacuum) advance

Test adapter KDZV 7202

ZV-I

Resistance of magnetic-pulse generator

950...1300 Ω

Air gap min.

0,25 mm

Addition to tolerance range

+ 0,5° dist. shaft

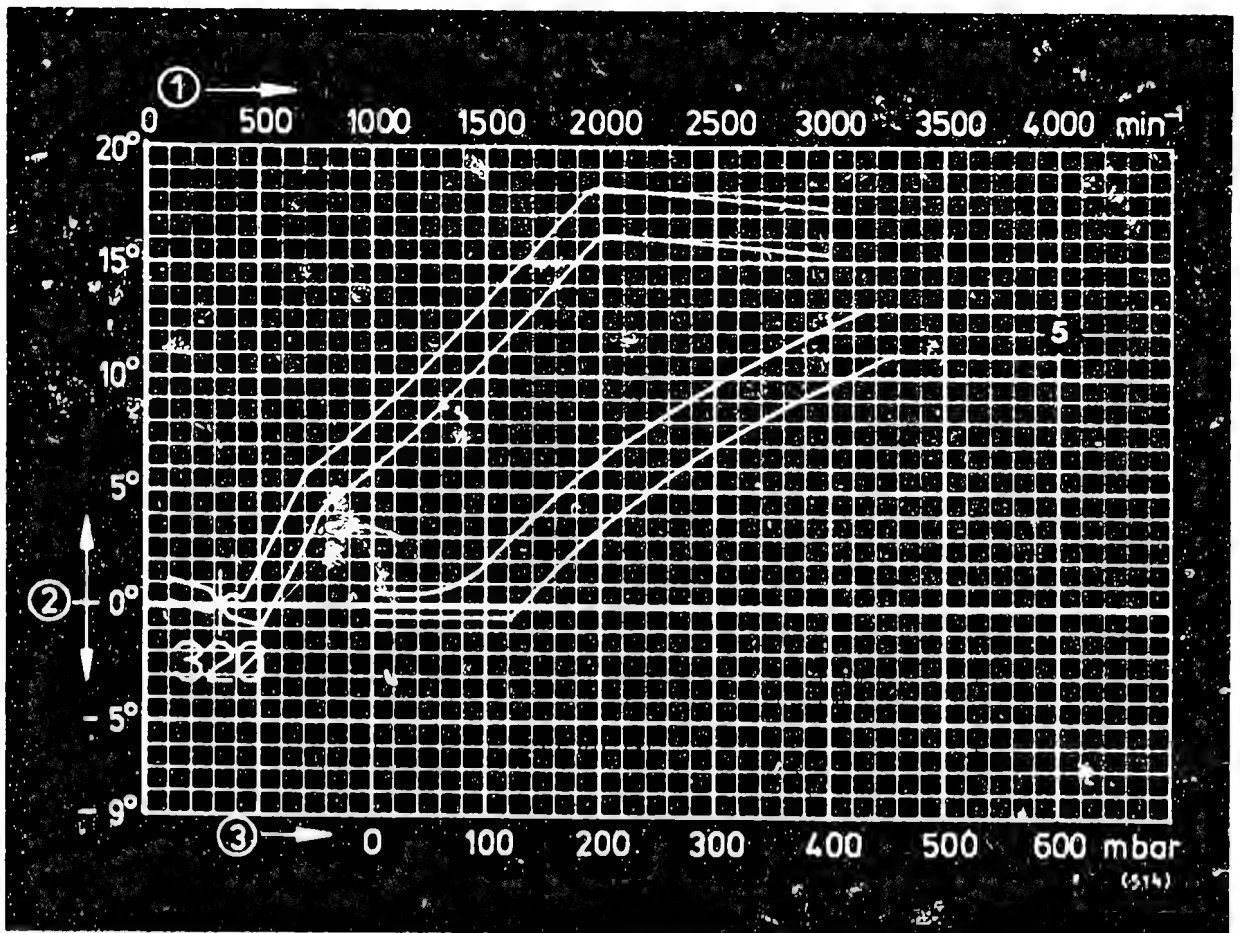
Repair and test instructions: W-237/502

**M3**

Test specifications

Ignition distributors 0 237..





0 237 009 037

- 1 = Distributor-shaft speed
- 2 = Distributor-shaft advance
- 3 = Negative gauge pressure (vacuum)
- 5 = Negative gauge pressure (vacuum) advance

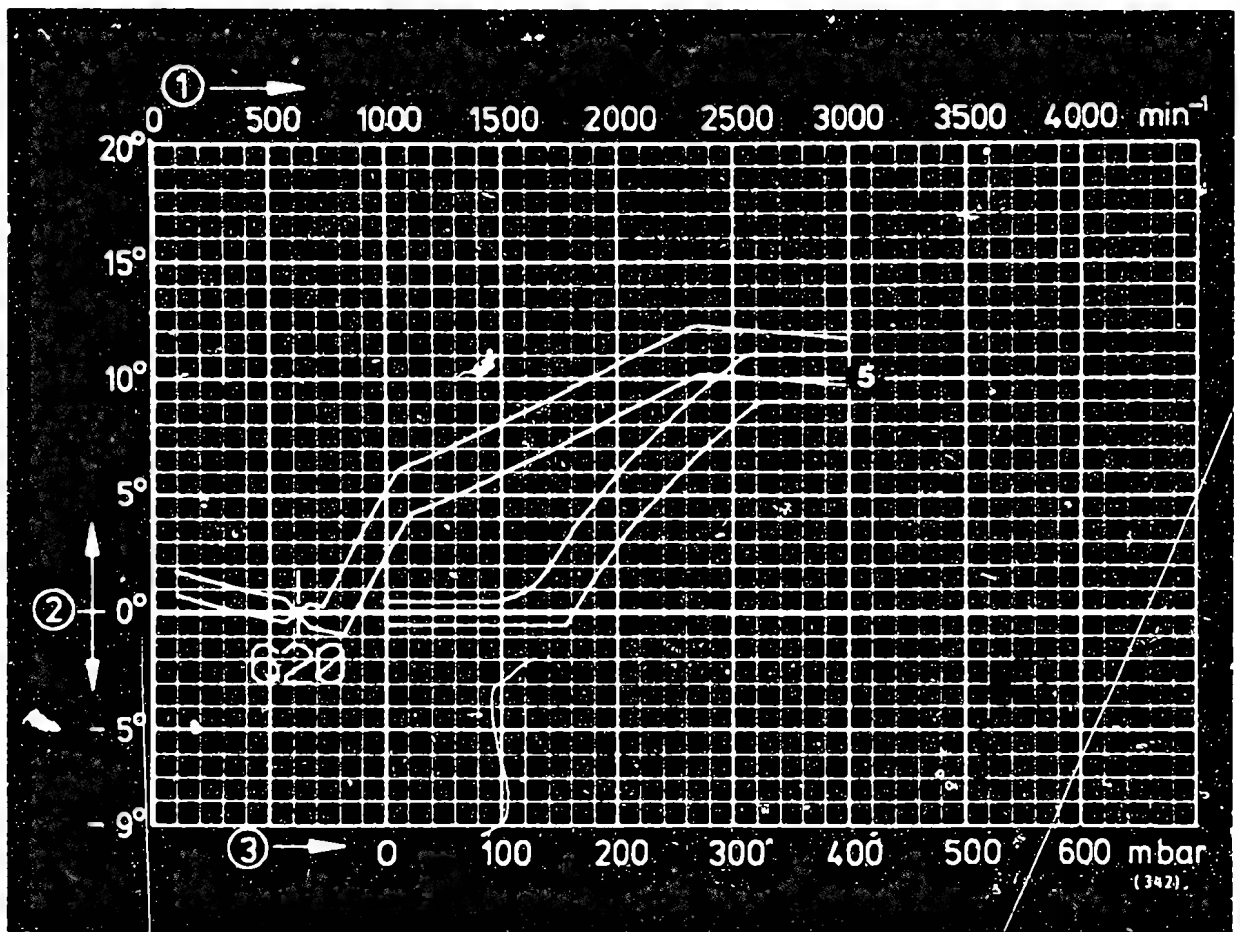
Test adapter KDZV 7202	ZV-I
Resistance of magnetic-pulse generator	950...1300 Ω
Air gap min.	0,25 mm
Addition to tolerance range	<u>+</u> 0,5° dist. shaft

Repair and test instructions: W-237/502

**M4**

Test specifications  
 Ignition distributors 0 237..





0 237 009 039

- 1 = Distributor-shaft speed
- 2 = Distributor-shaft advance
- 3 = Negative gauge pressure (vacuum)
- 5 = Negative gauge pressure (vacuum) advance

Test adapter KDZV 7202  
 Resistance of magnetic-pulse  
 generator  
 Air gap min.  
 Addition to tolerance range

ZV-I

950...1300 Ω

0,25 mm

+ 0,5° dist. shaft

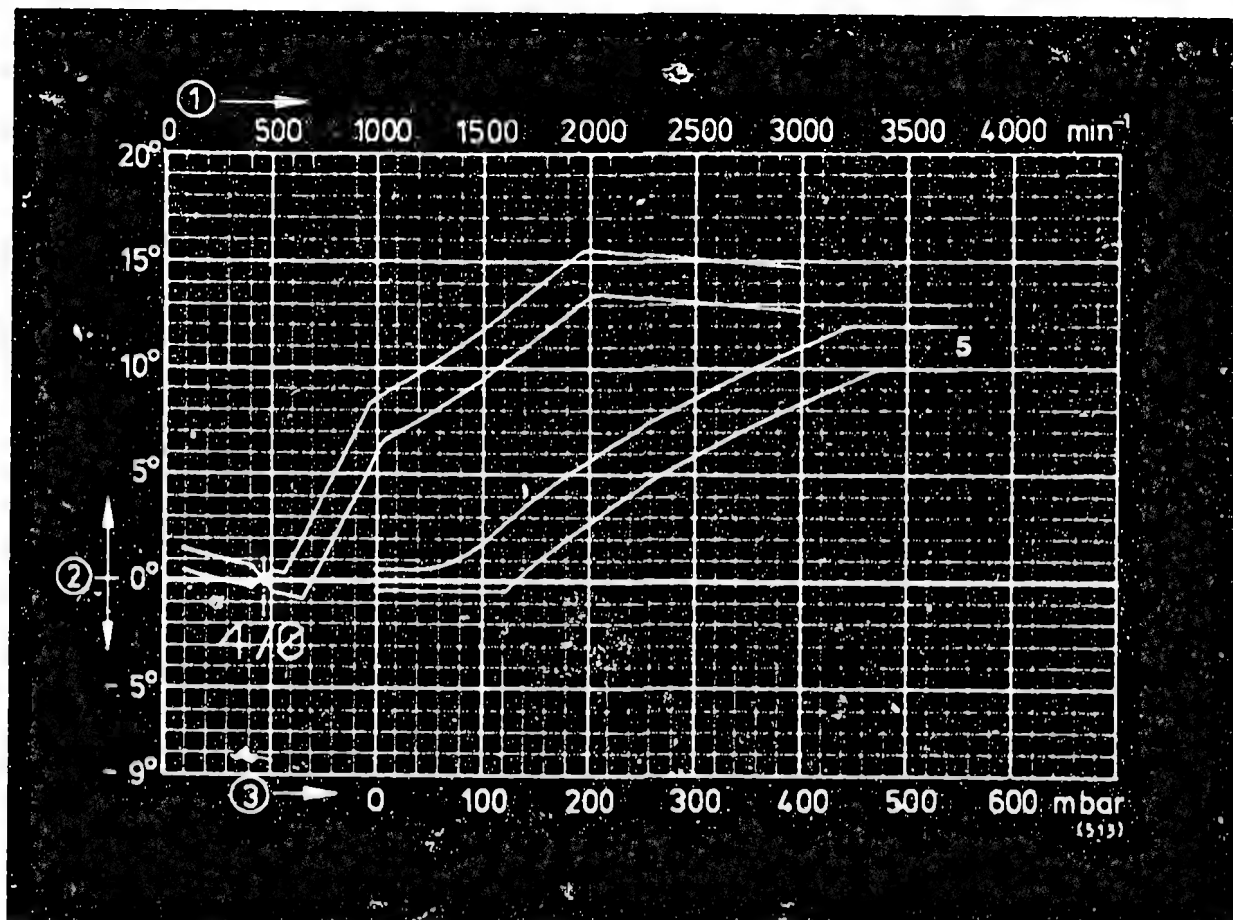
Repair and test instructions: W-237/502

**M5**

Test specifications

Ignition distributors 0 237..





0 237 009 040

- 1 = Distributor-shaft speed
- 2 = Distributor-shaft advance
- 3 = Negative gauge pressure (vacuum)
- 5 = Negative gauge pressure (vacuum) advance

Test adapter KDZV 7202  
 Resistance of magnetic-pulse  
 generator  
 Air gap min.  
 Addition to tolerance range

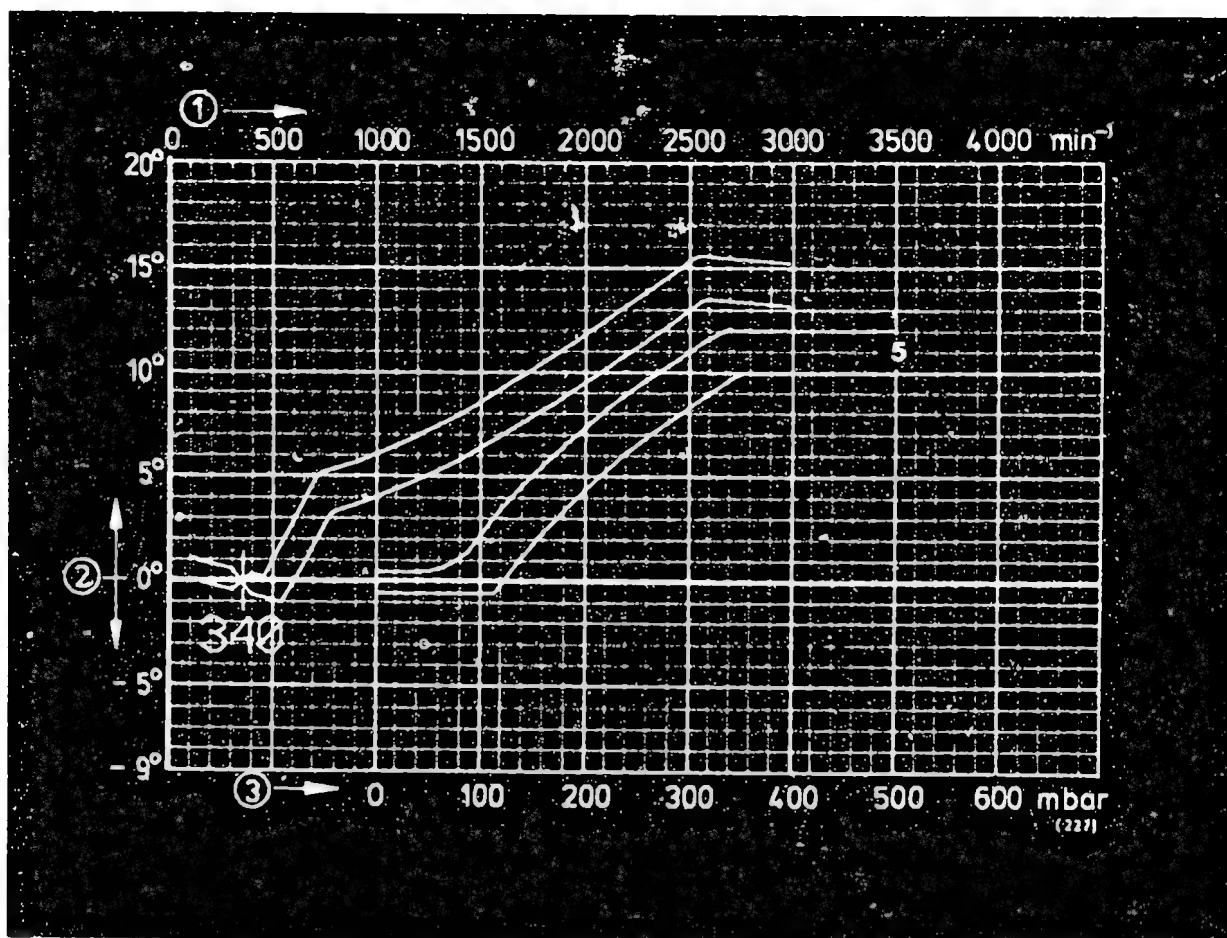
ZV-I  
 950...1300 Ω  
 0,25 mm  
 + 0,5° dist. shaft

Repair and test instructions: W-237/502

**M6**

Test specifications  
 Ignition distributors 0 237..





0 237 009 041

- 1 = Distributor-shaft speed
- 2 = Distributor-shaft advance
- 3 = Negative gauge pressure (vacuum)
- 5 = Negative gauge pressure (vacuum) advance

Test adapter KDZV 7202	ZV-I
Resistance of magnetic-pulse generator	950...1300 Ω
Air gap min.	0,25 mm
Addition to tolerance range	+ 0,5° dist. shaft
FD (date of manufacture)	as of 247

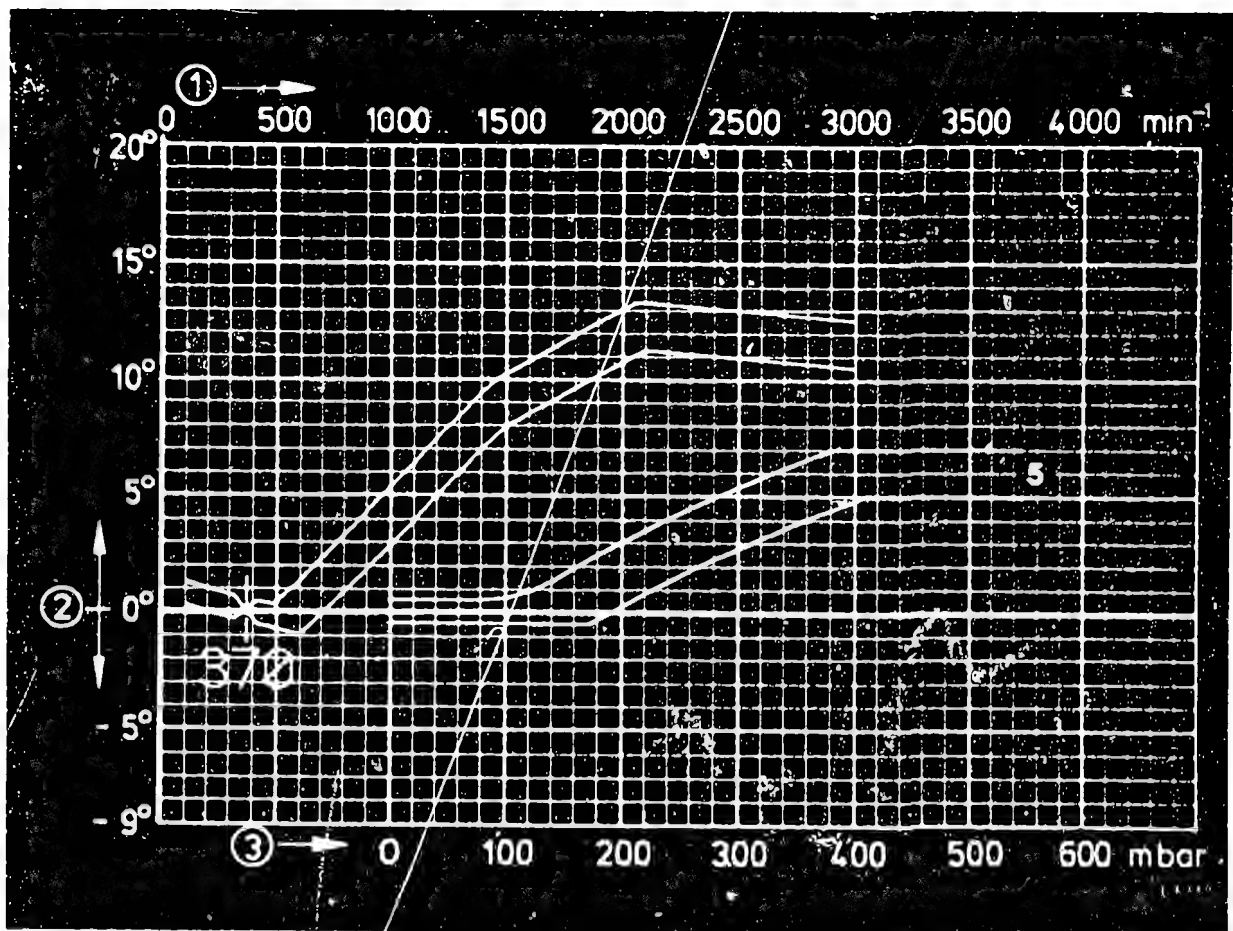
Repair and test instructions: W-237/502

**M7**

Test specifications

Ignition distributors 0 237..





0 237 009 042

- 1 = Distributor-shaft speed
- 2 = Distributor-shaft advance
- 3 = Negative gauge pressure (vacuum)
- 5 = Negative gauge pressure (vacuum) advance

Test adapter KDZV 7202  
 Resistance of magnetic-pulse generator  
 Air gap min.  
 Addition to tolerance range

ZV-I  
 950...1300  $\Omega$   
 0,25 mm  
 + 0,5° dist. shaft

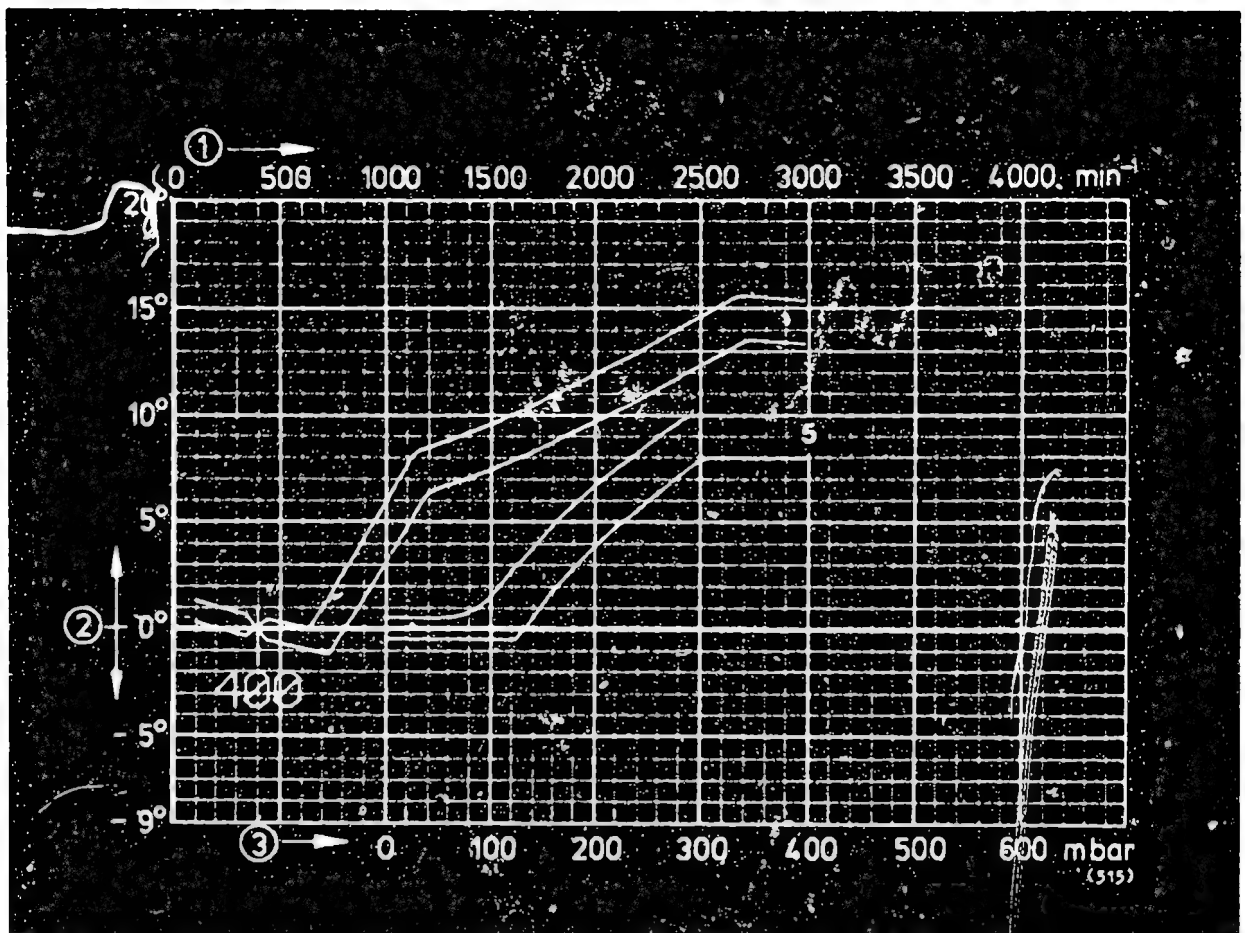
Repair and test instructions: W-237/502

**M8**

Test specifications  
 Ignition distributors 0 237..







0 237 009 043

- 1 = Distributor-shaft speed
- 2 = Distributor-shaft advance
- 3 = Negative gauge pressure (vacuum)
- 5 = Negative gauge pressure (vacuum) advance

Test adapter KDZV 7202  
 Resistance of magnetic-pulse generator  
 Air gap min.  
 Addition to tolerance range

ZV-I

950...1300  $\Omega$

0,25 mm

+ 0,5° dist. shaft

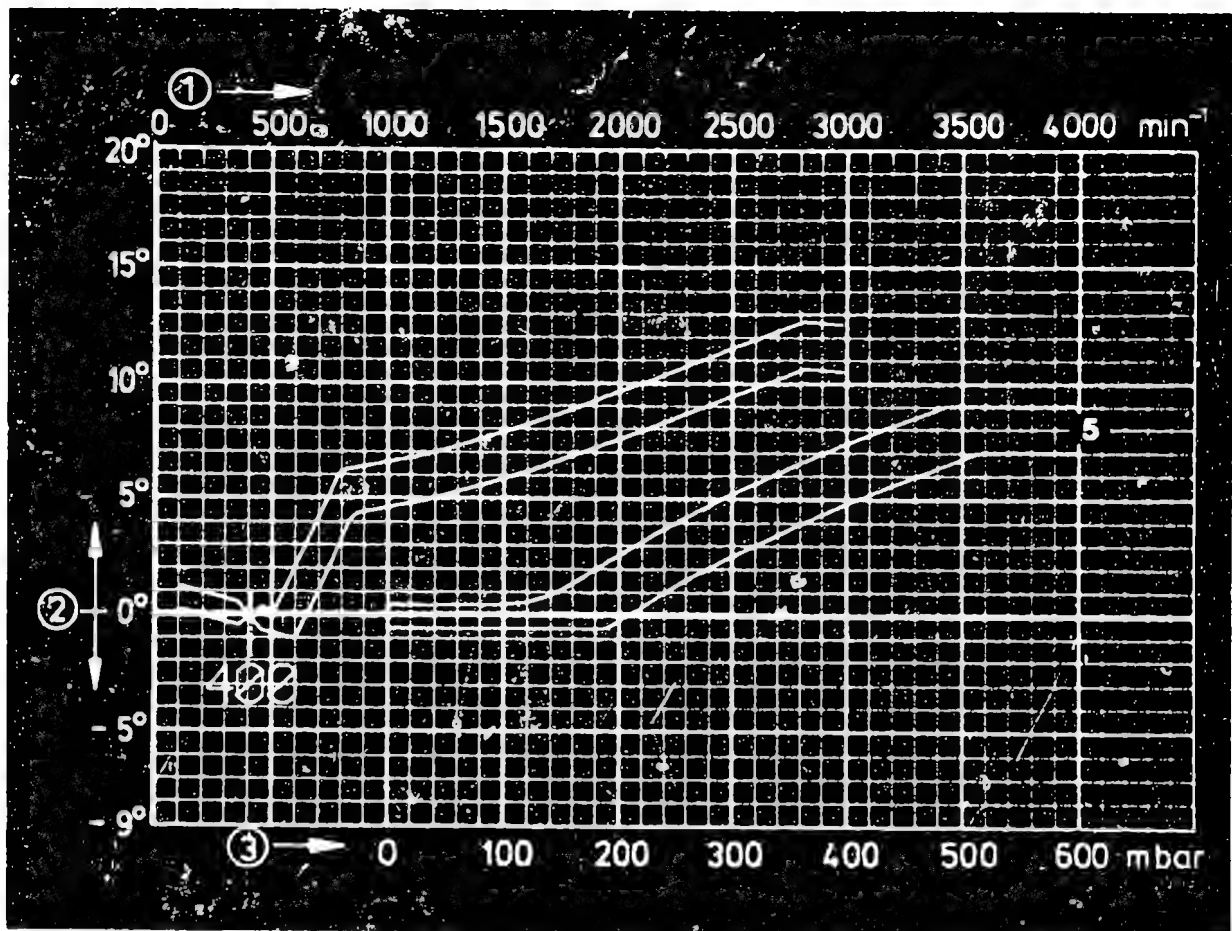
Repair and test instructions: W-237/502

**M9**

Test specifications

Ignition distributors 0 237..





0 237 009 044

- 1 = Distributor-shaft speed
- 2 = Distributor-shaft advance
- 3 = Negative gauge pressure (vacuum)
- 5 = Negative gauge pressure (vacuum) advance

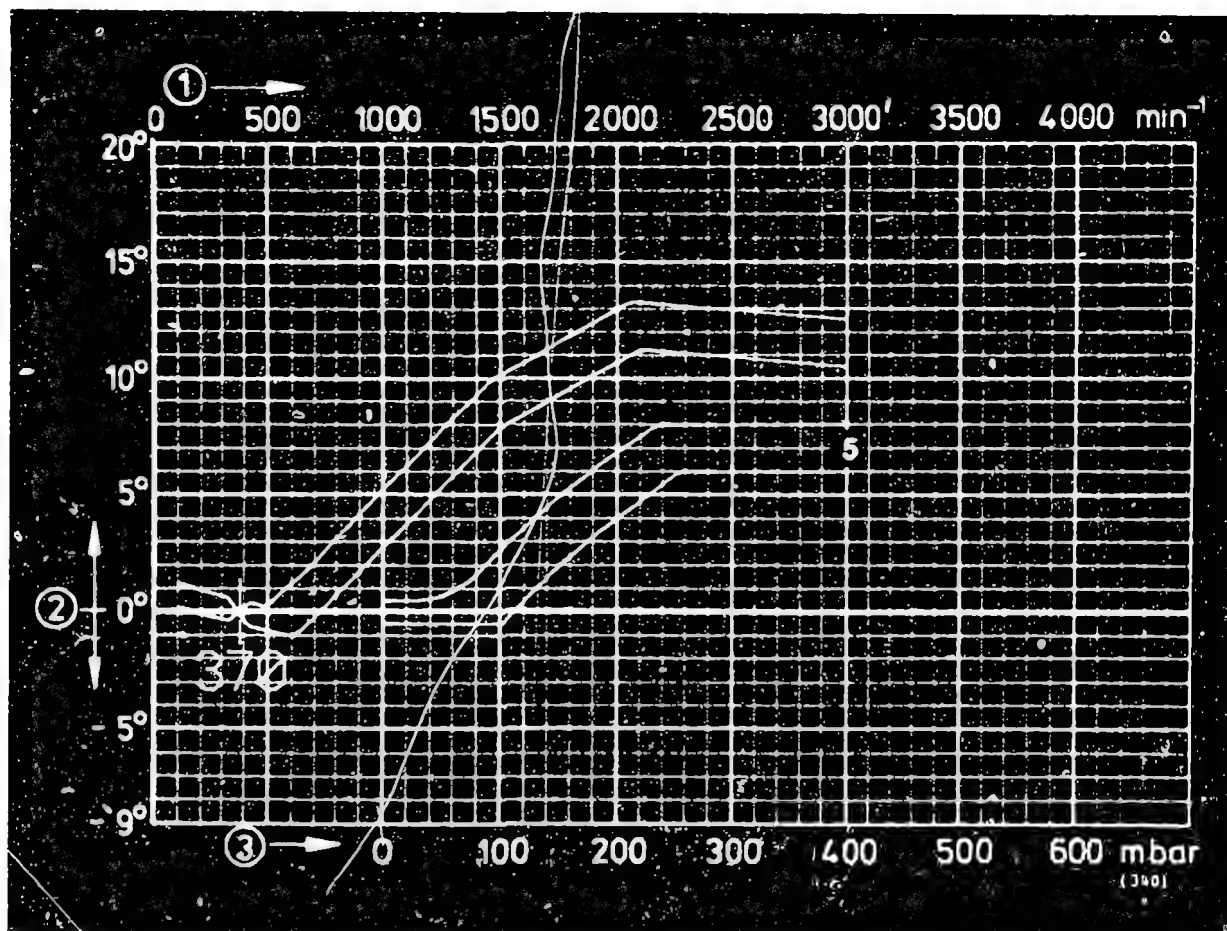
Test adapter KDZV 7202	ZV-I
Resistance of magnetic-pulse generator	950...1300 $\Omega$
Air gap min.	0,25 mm
Addition to tolerance range	<u>+</u> 0,5° dist. shaft

Repair and test instructions: W-237/502

**M10**

Test specifications  
 Ignition distributors 0 237..





0 237 009 045

- 1 = Distributor-shaft speed
- 2 = Distributor-shaft advance
- 3 = Negative gauge pressure (vacuum)
- 5 = Negative gauge pressure (vacuum) advance

Test adapter KDZV 7202

ZV-I

Resistance of magnetic-pulse generator

950...1300  $\Omega$

Air gap min.

0,25 mm

Addition to tolerance range

+ 0,5° dist. shaft

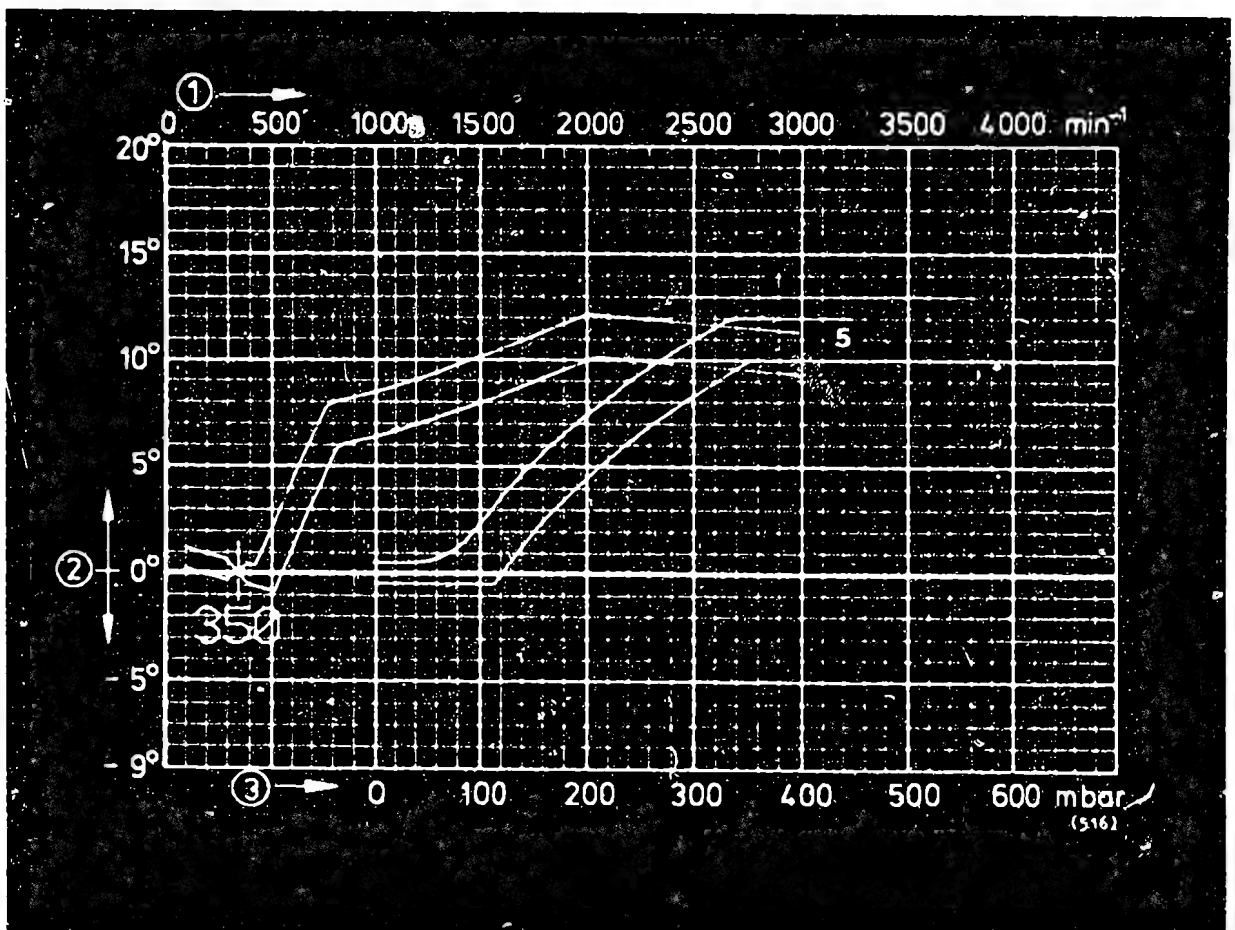
Repair and test instructions: W-237/502

**M11**

Test specifications

Ignition distributors 0 237..





0 237 009 046

- 1 = Distributor-shaft speed
- 2 = Distributor-shaft advance
- 3 = Negative gauge pressure (vacuum)
- 5 = Negative gauge pressure (vacuum) advance

Test adapter KDZV 7202

ZV-I

Resistance of magnetic-pulse generator

950...1300  $\Omega$

Air gap min.

0,25 mm

Addition to tolerance range

+ 0,5° dist. shaft

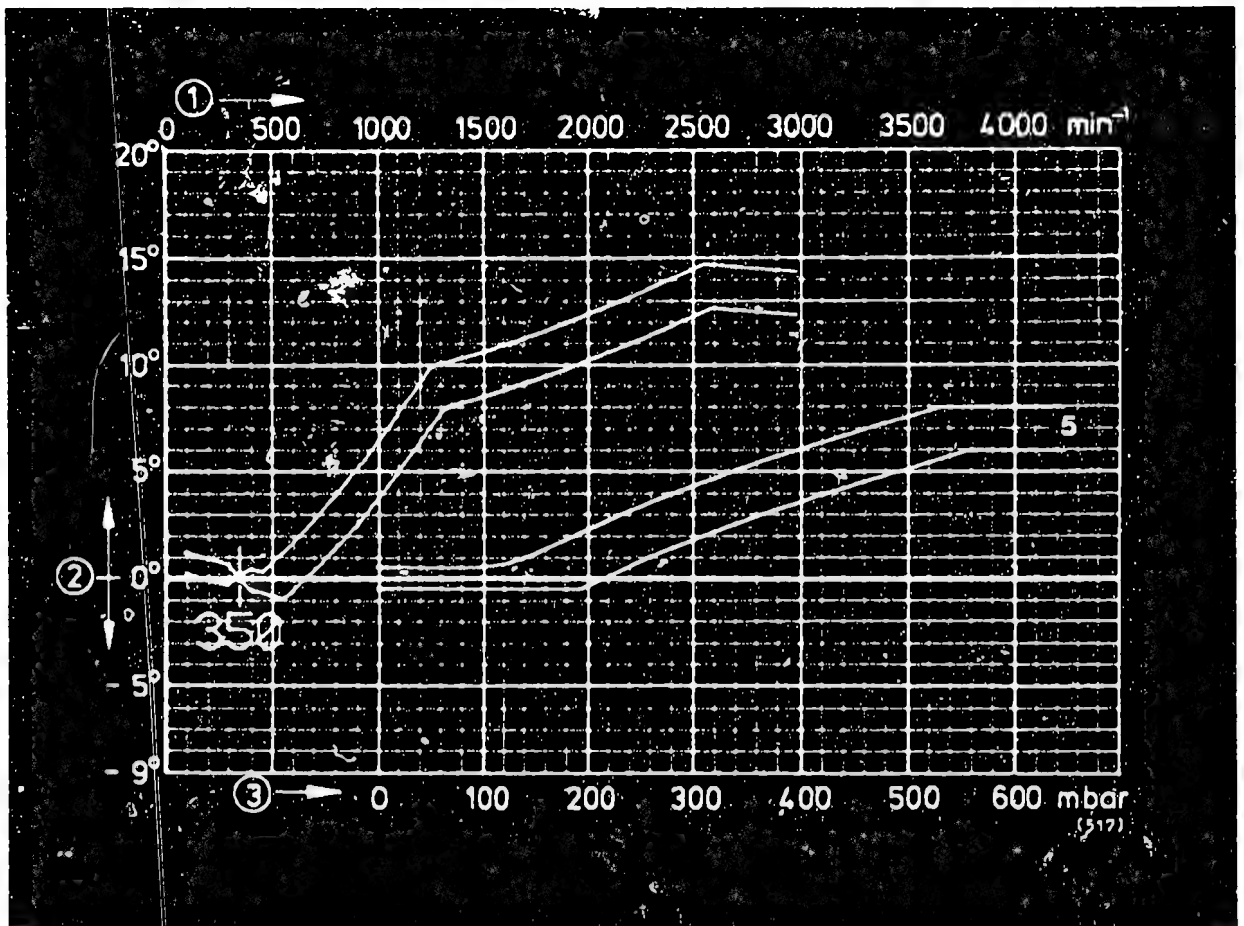
Repair and test instructions: W-237/502

**M12**

Test specifications

Ignition distributors 0 237..





0 237 009 049

- 1 = Distributor-shaft speed
- 2 = Distributor-shaft advance
- 3 = Negative gauge pressure (vacuum)
- 5 = Negative gauge pressure (vacuum) advance

Test adapter KDZV 7202  
 Resistance of magnetic-pulse generator  
 Air gap min.  
 Addition to tolerance range

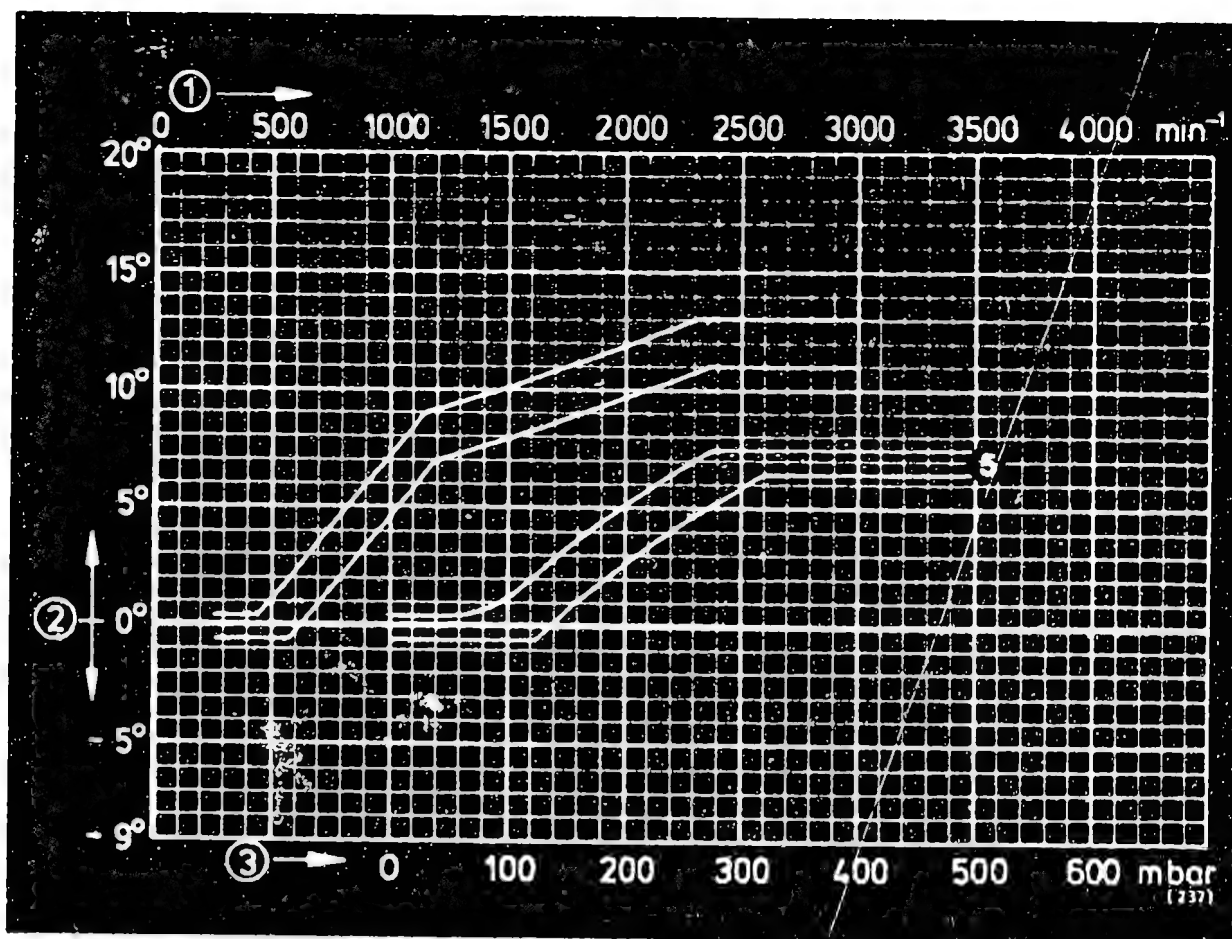
ZV-I  
 950...1300 Ω  
 0,25 mm  
 + 0,5° dist. shaft

Repair and test instructions: W-237/502

**M13**

Test specifications  
 Ignition distributors 0 237..





0 237 020 117/118

1 = Distributor-shaft speed

2 = Distributor-shaft advance

3 = Negative gauge pressure (vacuum)

5 = Negative gauge pressure (vacuum) advance

Test adapter KDZV 7202

Addition to tolerance range

FD (date of manufacture)

ZV-H

+ 0,5° dist. shaft

as of 243

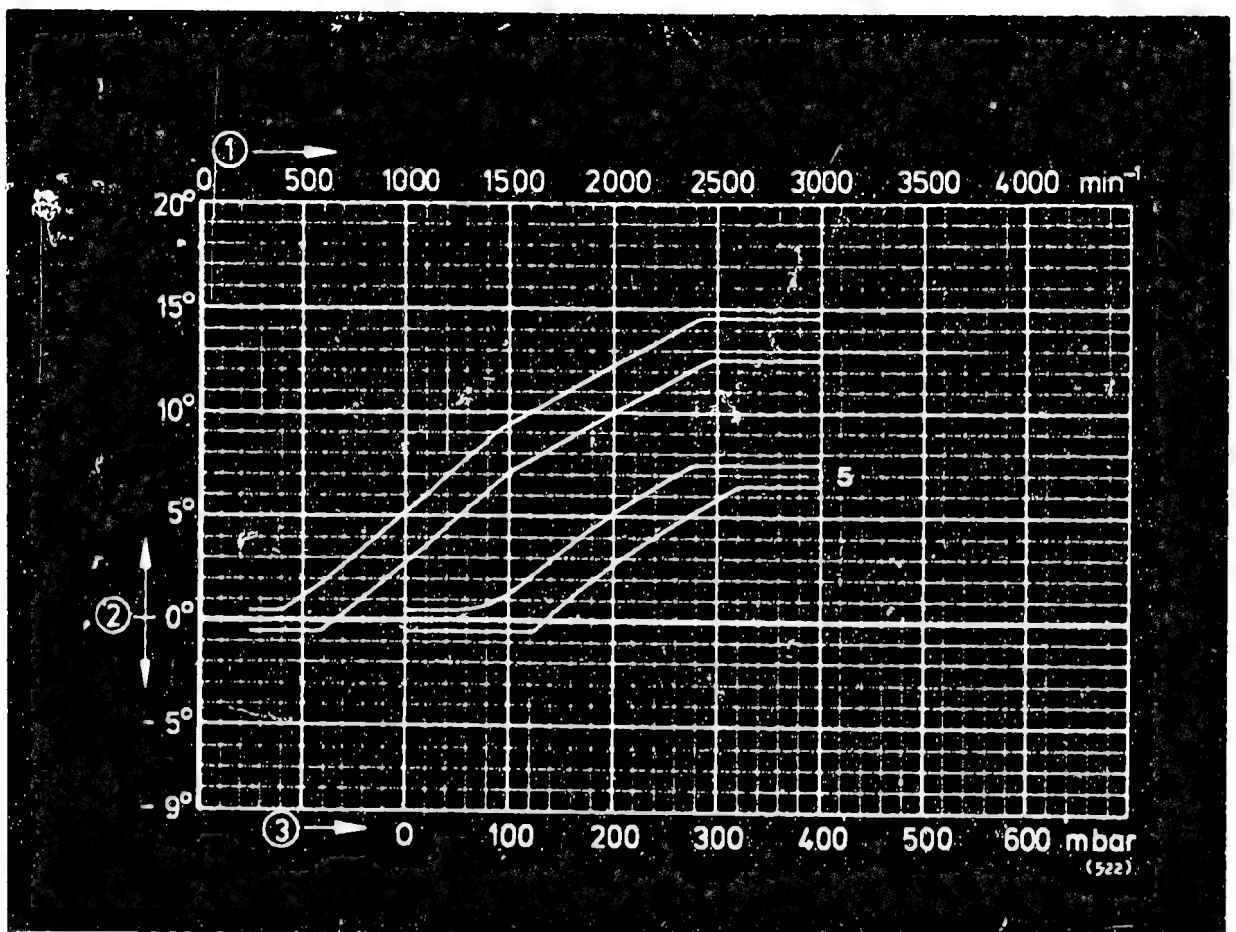
Repair and test instructions: W-237/500

**M14**

Test specifications

Ignition distributors 0 237..





0 237 020 131/132

1 = Distributor-shaft speed

2 = Distributor-shaft advance

3 = Negative gauge pressure (vacuum)

5 = Negative gauge pressure (vacuum) advance

Test adapter KDZV 7202

Addition to tolerance range

ZV-H

+ 0,5° dist. shaft

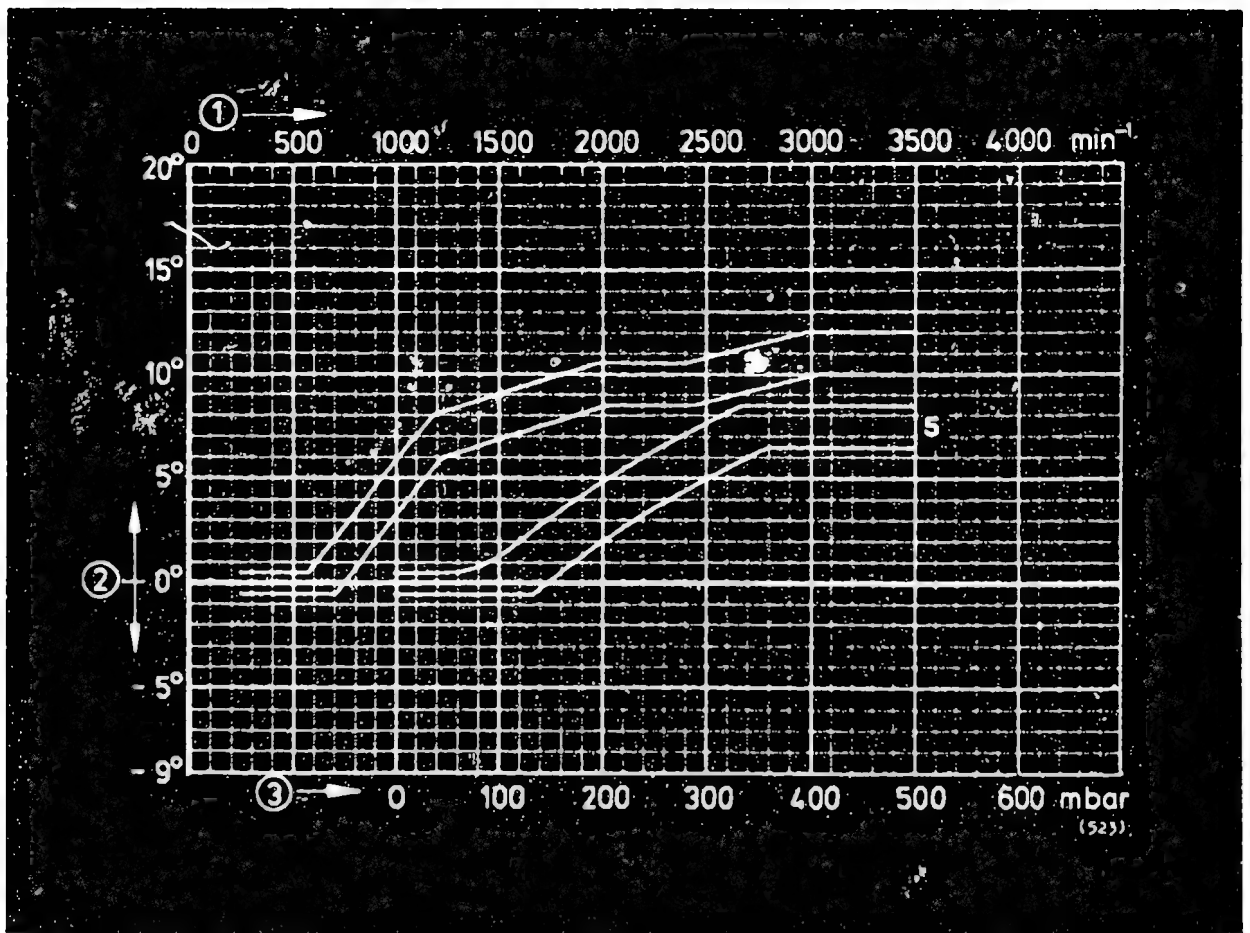
Repair and test instructions: W-237/500

**M15**

Test specifications

Ignition distributors 0 237..





0 237 020 133/134

- 1 = Distributor-shaft speed
- 2 = Distributor-shaft advance
- 3 = Negative gauge pressure (vacuum)
- 5 = Negative gauge pressure (vacuum) advance

Test adapter KDZV 7202

Addition to tolerance range

ZV-H

+ 0,5° dist. shaft

Repair and test instructions: W-237/500

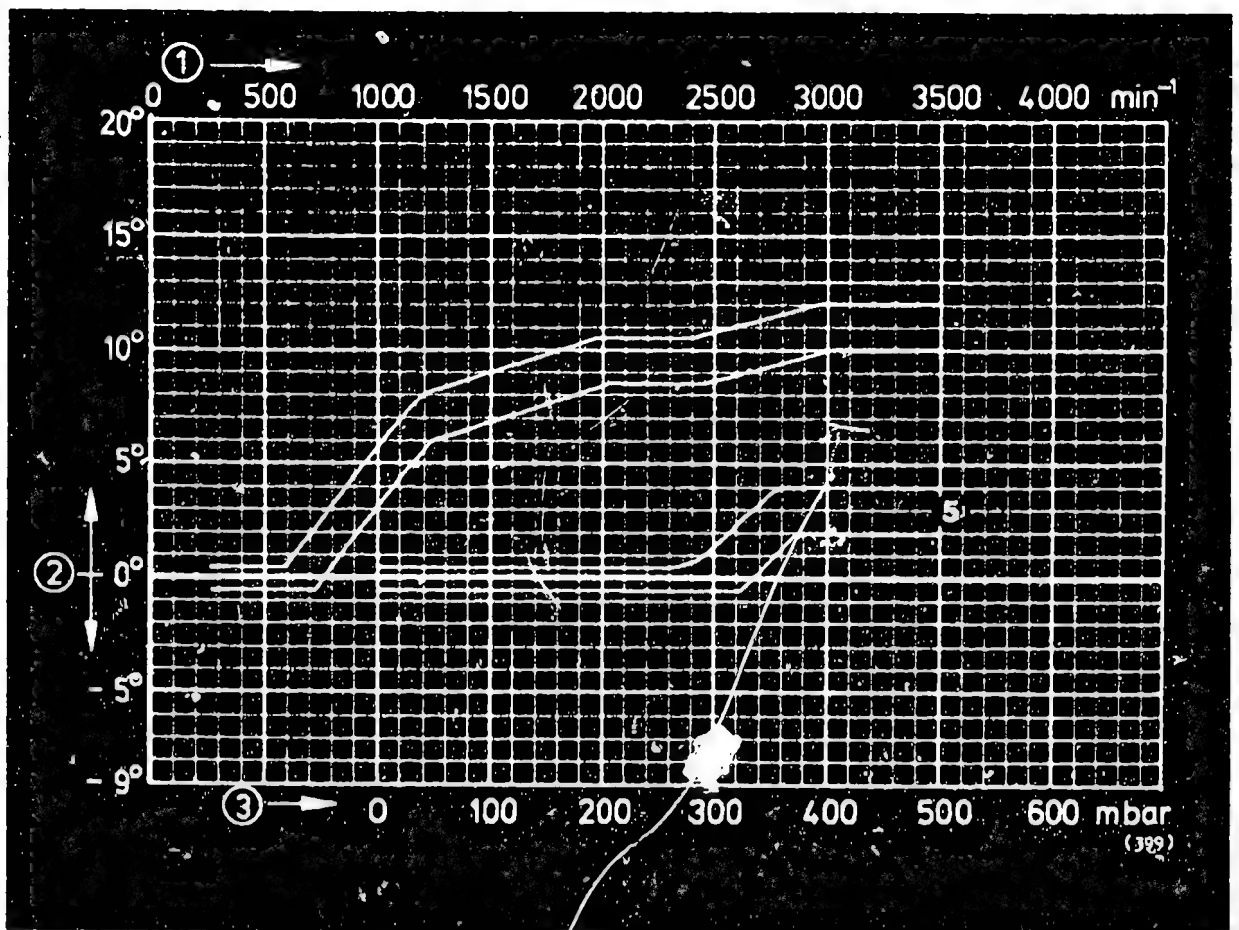
**M16**

Test specifications

Ignition distributors 0 237..







0 237 020 135/136

- 1 = Distributor-shaft speed
- 2 = Distributor-shaft advance
- 3 = Negative gauge pressure (vacuum)
- 5 = Negative gauge pressure (vacuum) advance

Test adapter KDZV 7202

Addition to tolerance range

ZV-H

+ 0,5° dist. shaft !

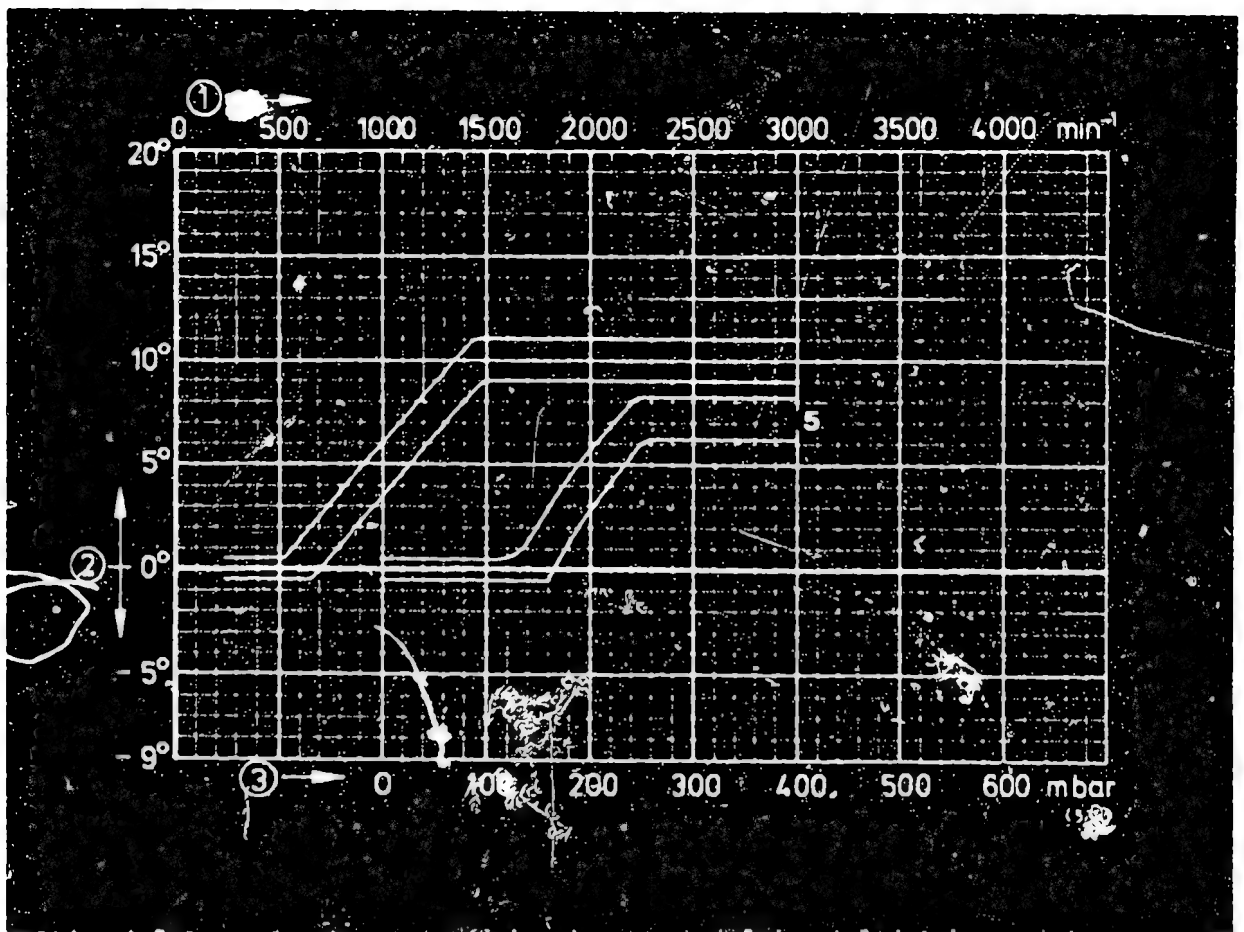
Repair and test instructions: W-237/500

**M17**

Test specifications

Ignition distributors 0 237..





0 237 021 031

- 1 = Distributor-shaft speed
- 2 = Distributor-shaft advance
- 3 = Negative gauge pressure (vacuum)
- 5 = Negative gauge pressure (vacuum) advance

Test adapter KDZV 7202

Addition to tolerance range

ZV-H

$\pm 0,5^\circ$  dist. shaft

Repair and test instructions: W-237/500

Clamping flange:

1 685 720 217

Driver:

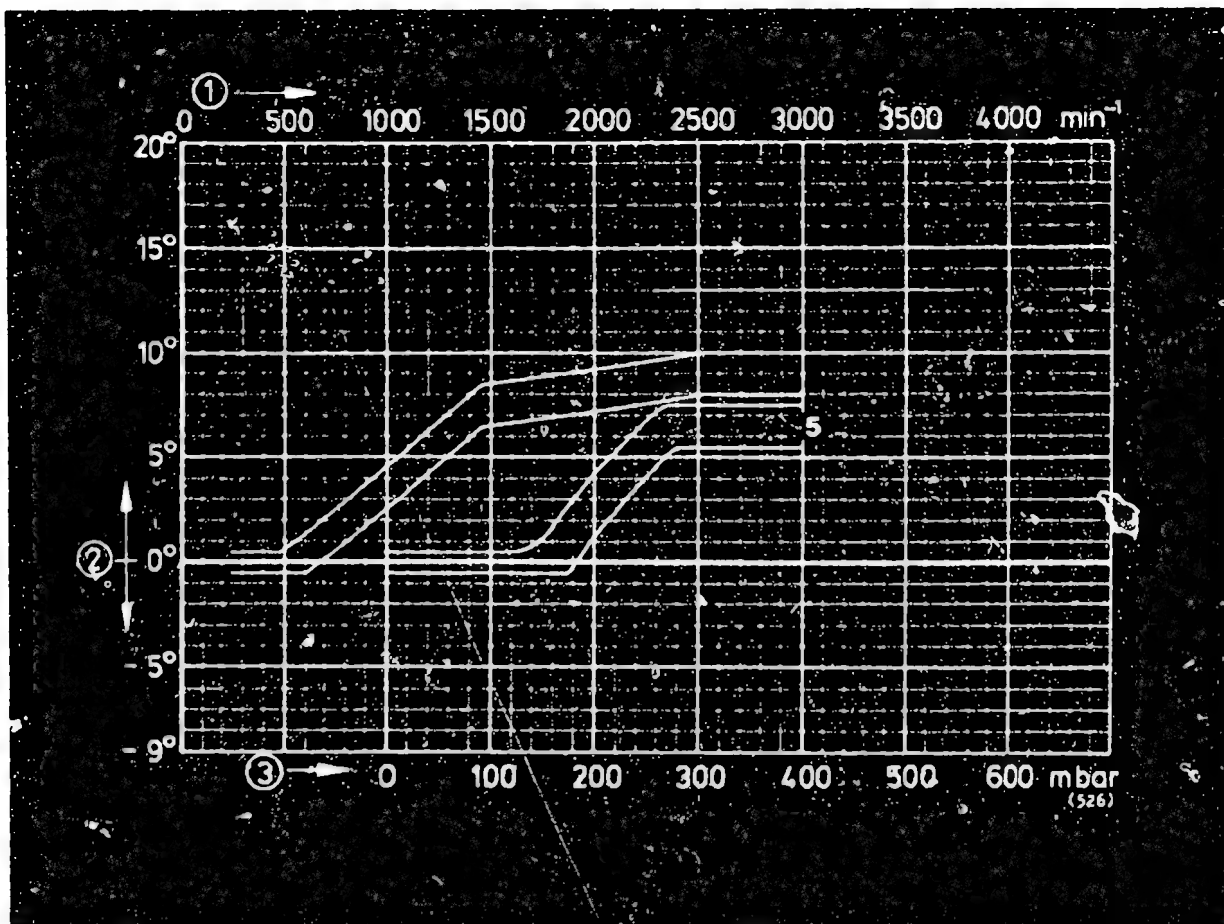
1 686 400 007

**M18**

Test specifications

Ignition distributors 0 237..





0 237 021 034/035

1 = Distributor-shaft speed

2 = Distributor-shaft advance

3 = Negative gauge pressure (vacuum)

5 = Negative gauge pressure (vacuum) advance

Test adapter KDZV 7202

ZV-H

Addition to tolerance range

+ 0,5° dist. shaft

Repair and test instructions: W-237/500

Clamping flange:

1 685 720 217

Driver:

1 686 400 007

+ Reducing ring

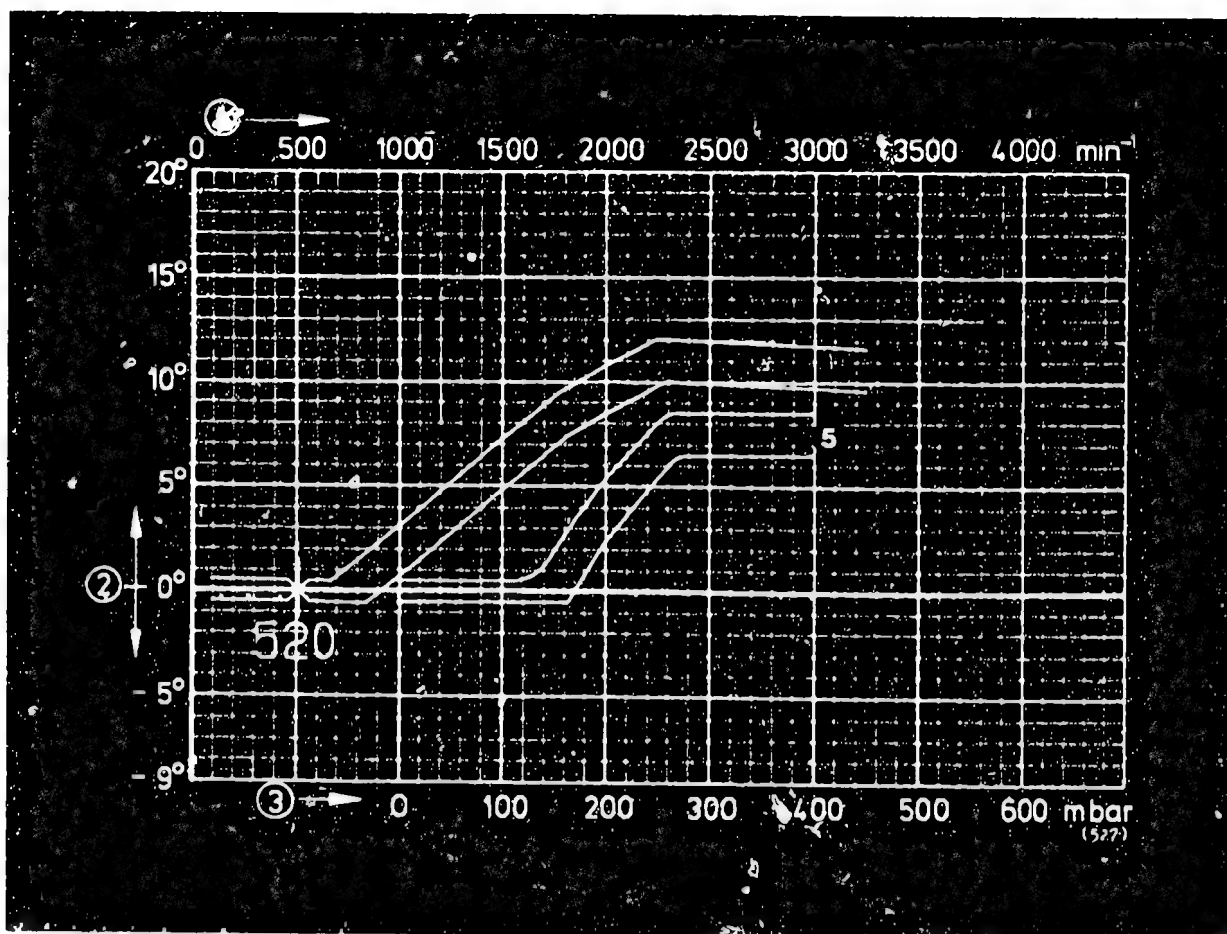
1 680 220 056

**M19**

Test specifications

Ignition distributors 0 237..





0 237 021 040

- 1 = Distributor-shaft speed
- 2 = Distributor-shaft advance
- 3 = Negative gauge pressure (vacuum)
- 5 = Negative gauge pressure (vacuum) advance

Test adapter KDZV 7202

Addition to tolerance range

ZV-H

+ 0,5° dist. shaft

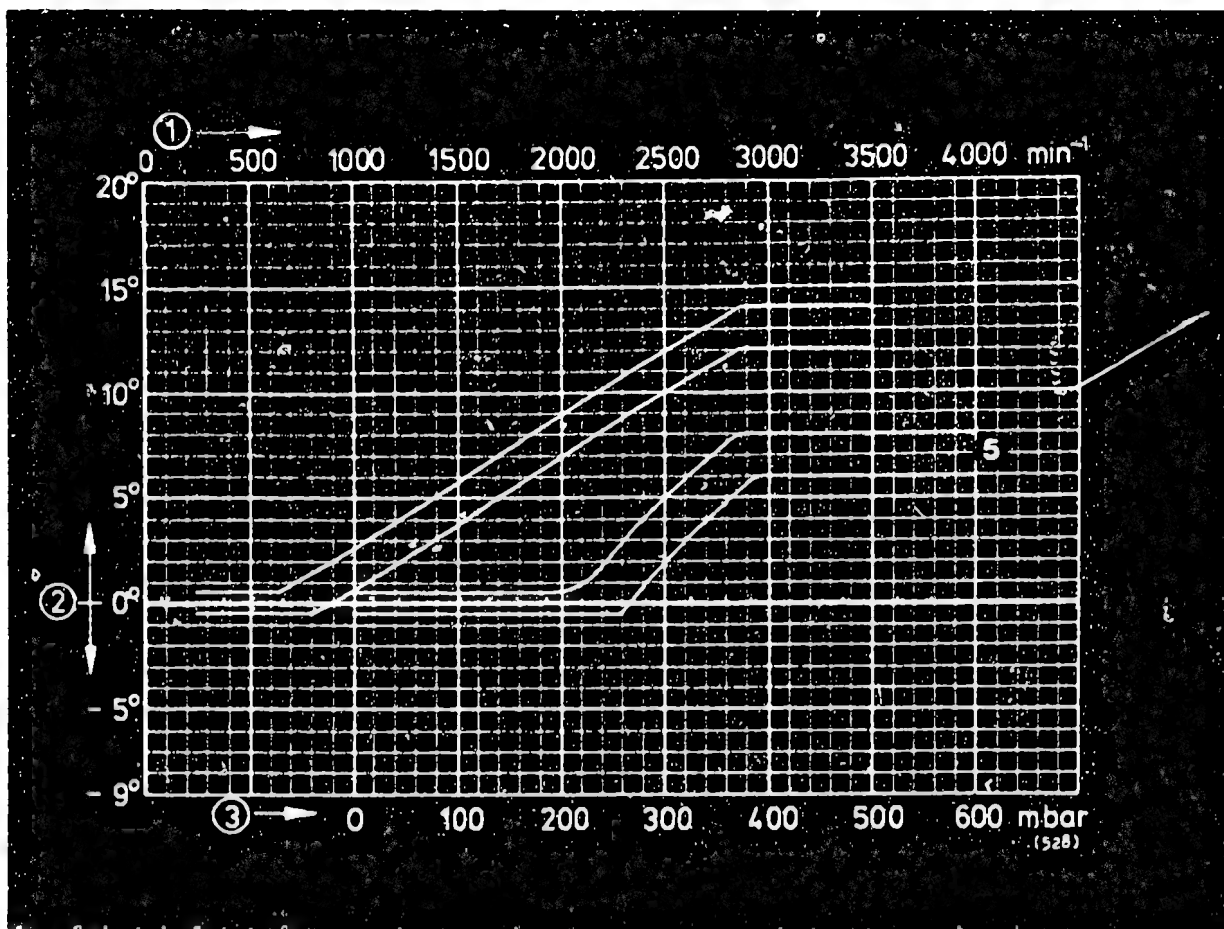
Repair and test instructions: W-237/500

**M20**

Test specifications

Ignition distributors 0 237..





0 237 021 041/042

1 = Distributor-shaft speed

2 = Distributor-shaft advance

3 = Negative gauge pressure (vacuum)

5 = Negative gauge pressure (vacuum) advance

Test adapter KDZV 7202

Addition to tolerance range

Cut-out speed of limiter

ZV-H

$\pm 0,5^\circ$  dist. shaft

3330 to 3540  $\text{min}^{-1}$

Repair and test instructions: W-237/500

Clamping flange:

Driver:

+ Reducing ring

1 685 720 217

1 686 400 007

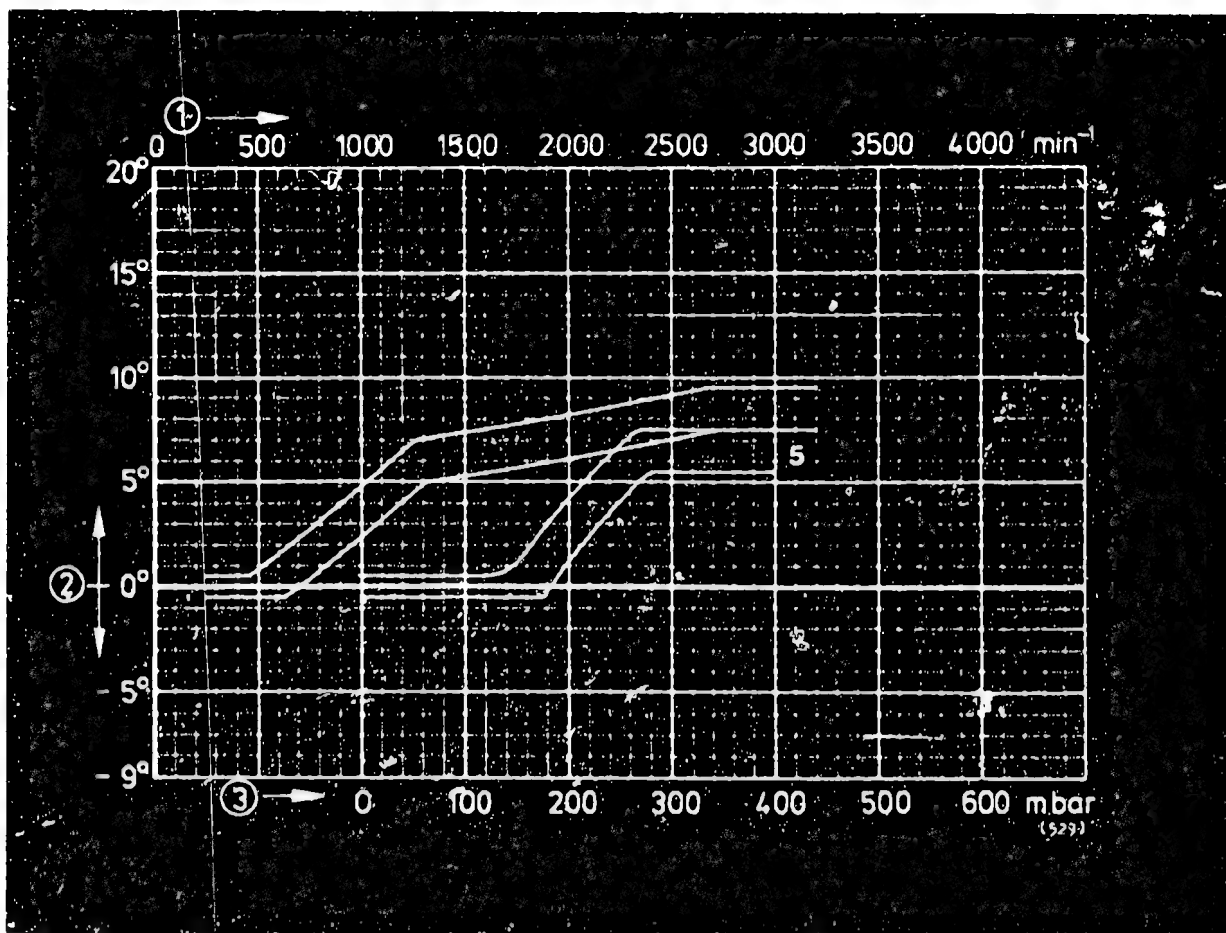
1 680 220 056

**M21**

Test specifications

Ignition distributors 0 237..





0 237 021 043/044

- 1 = Distributor-shaft speed
- 2 = Distributor-shaft advance
- 3 = Negative gauge pressure (vacuum)
- 5 = Negative gauge pressure (vacuum) advance

Test adapter KDZV 7202

Addition to tolerance range

ZV-H

+ 0,5° dist. shaft

Repair and test instructions: W-237/500

Clamping flange:

1 685 720 217

Driver:

1 686 400 007

+ Reducing ring

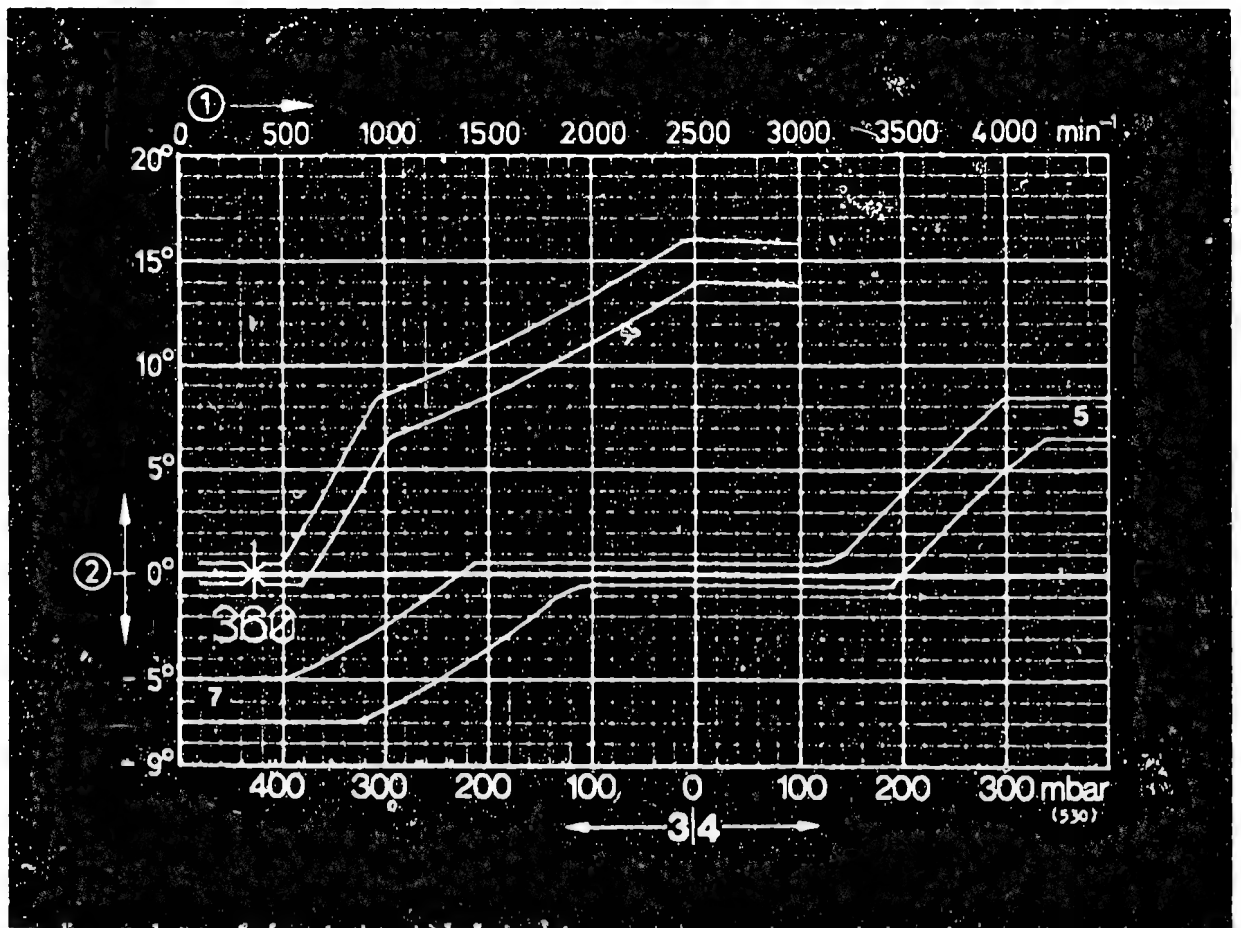
1 680 220 056

**M22**

Test specifications

Ignition distributors 0 237..





0 237 023 023

1 = Distributor-shaft speed

2 = Distributor-shaft advance

3 = Negative gauge pressure (vacuum)

4 = Gauge pressure

5 = Negative gauge pressure (vacuum) advance

7 = Gauge pressure (advance/retard)

Test adapter KDZV 7202

ZV-H

Addition to tolerance range

+ 0,5° dist. shaft

Cut-out speed of limiter

3040 to 3220 min<sup>-1</sup>

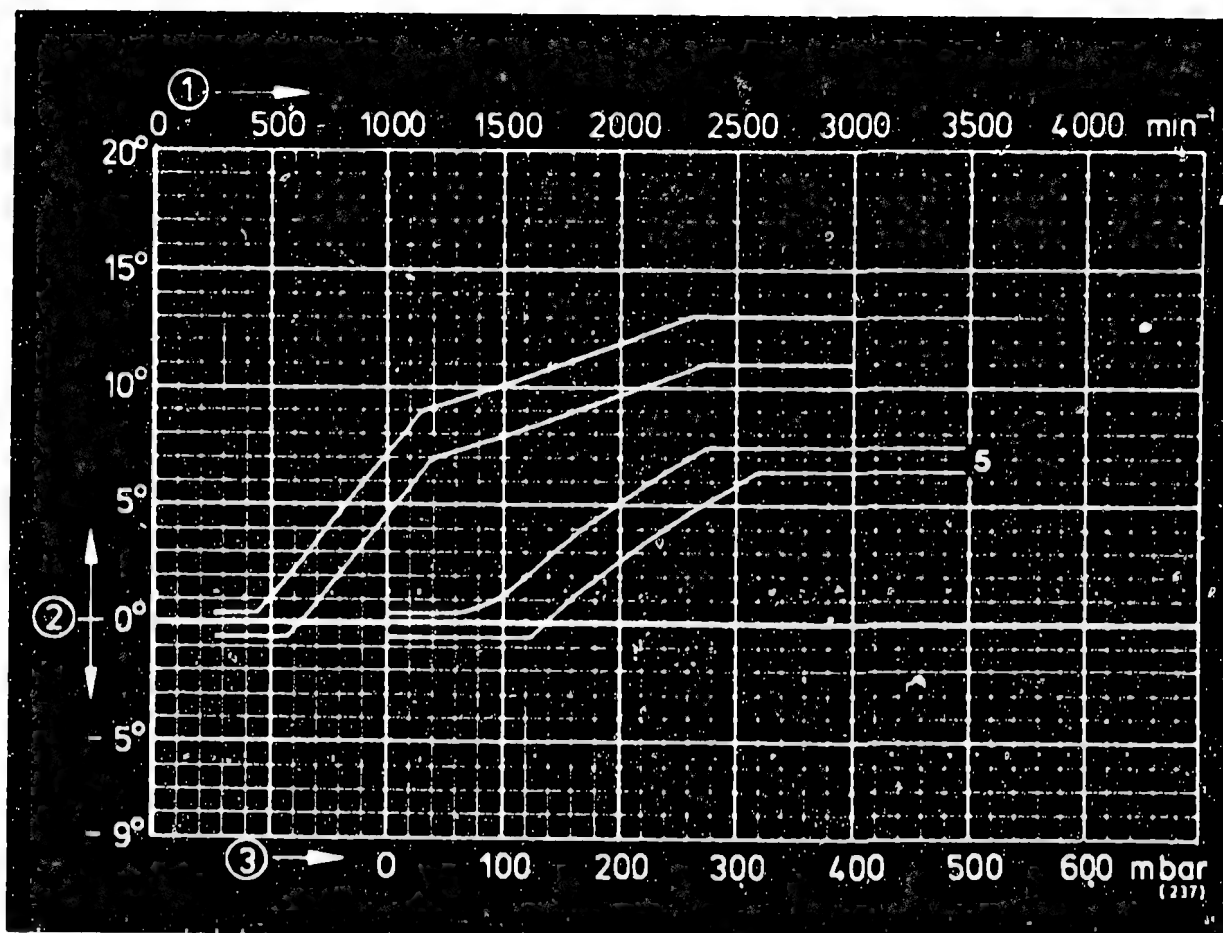
Repair and test instructions: W-237/500

**M23**

Test specifications

Ignition distributors 0 237..





0 237 024 022/023

- 1 = Distributor-shaft speed
- 2 = Distributor-shaft advance
- 3 = Negative gauge pressure (vacuum)
- 5 = Negative gauge pressure (vacuum) advance


Test adapter KDZV 7202  
 Addition to tolerance range  
 FD (date of manufacture)

ZV-H  
 + 0,5° dist. shaft  
 as of 243

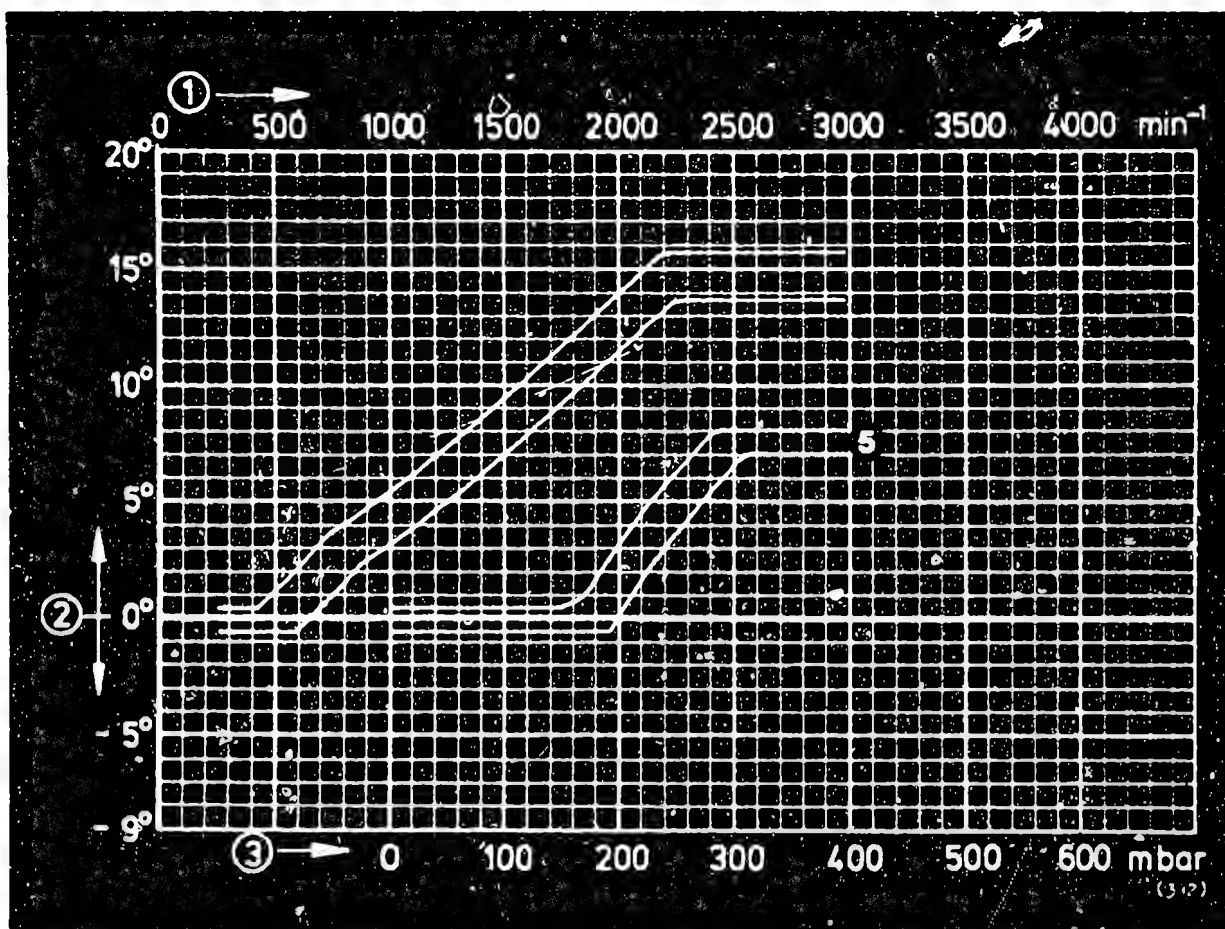
Repair and test instructions: W-237/500

**M24**

Test specifications  
 Ignition distributors 0 237..







0 237 024 027/028

- 1 = Distributor-shaft speed
- 2 = Distributor-shaft advance
- 3 = Negative gauge pressure (vacuum)
- 5 = Negative gauge pressure (vacuum) advance

Test adapter KDZV 7202  
 Addition to tolerance range  
 Cut-out speed of limiter

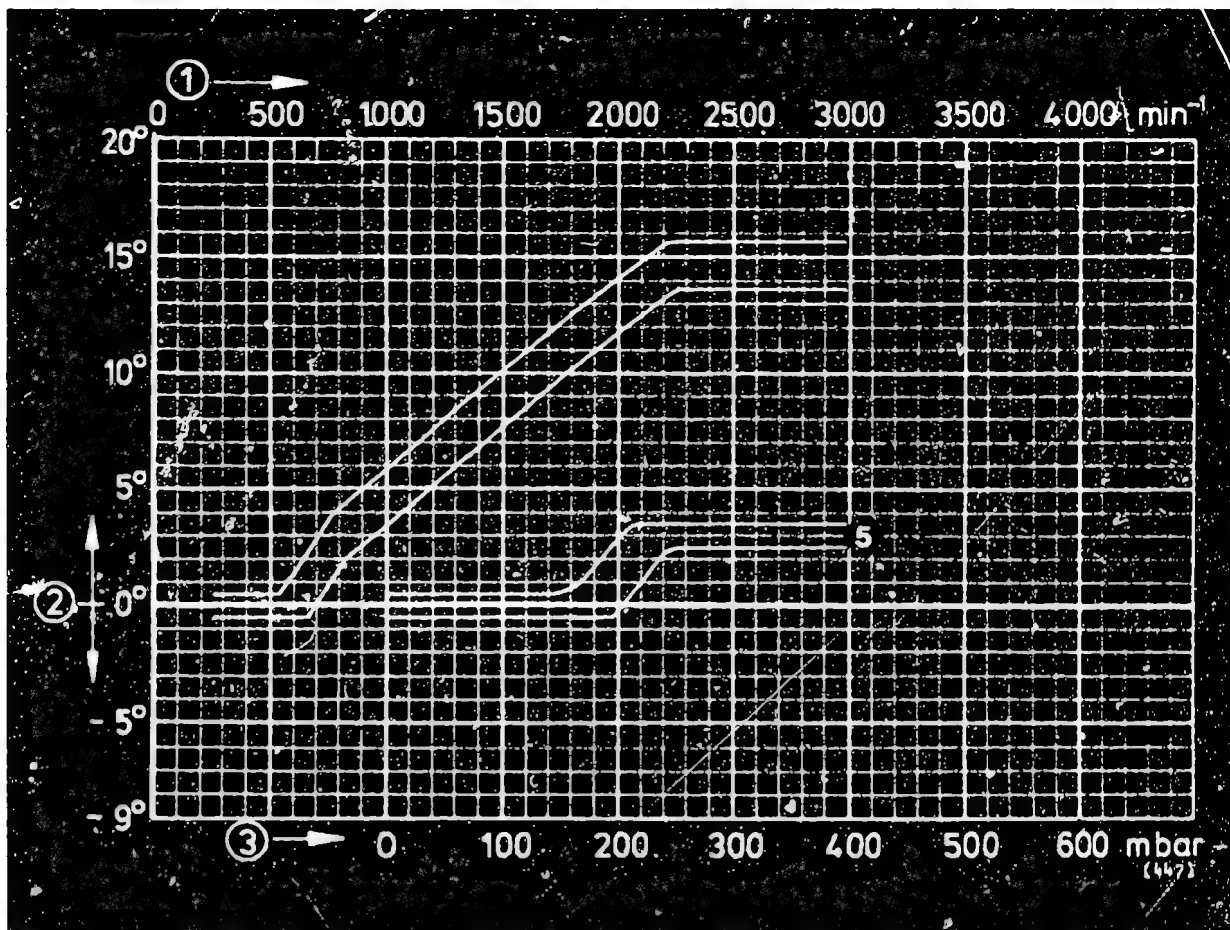
ZV-H  
 + 0,5° dist. shaft  
 3110 to 3300 min<sup>-1</sup>

Repair and test instructions: W-237/500

**N1**

Test specifications  
 Ignition distributors 0 237..





0 237 024 029/030

- 1 = Distributor-shaft speed
- 2 = Distributor-shaft advance
- 3 = Negative gauge pressure (vacuum)
- 5 = Negative gauge pressure (vacuum) advance

Test adapter KDZV 7202  
 Addition to tolerance range  
 Cut-out speed of limiter

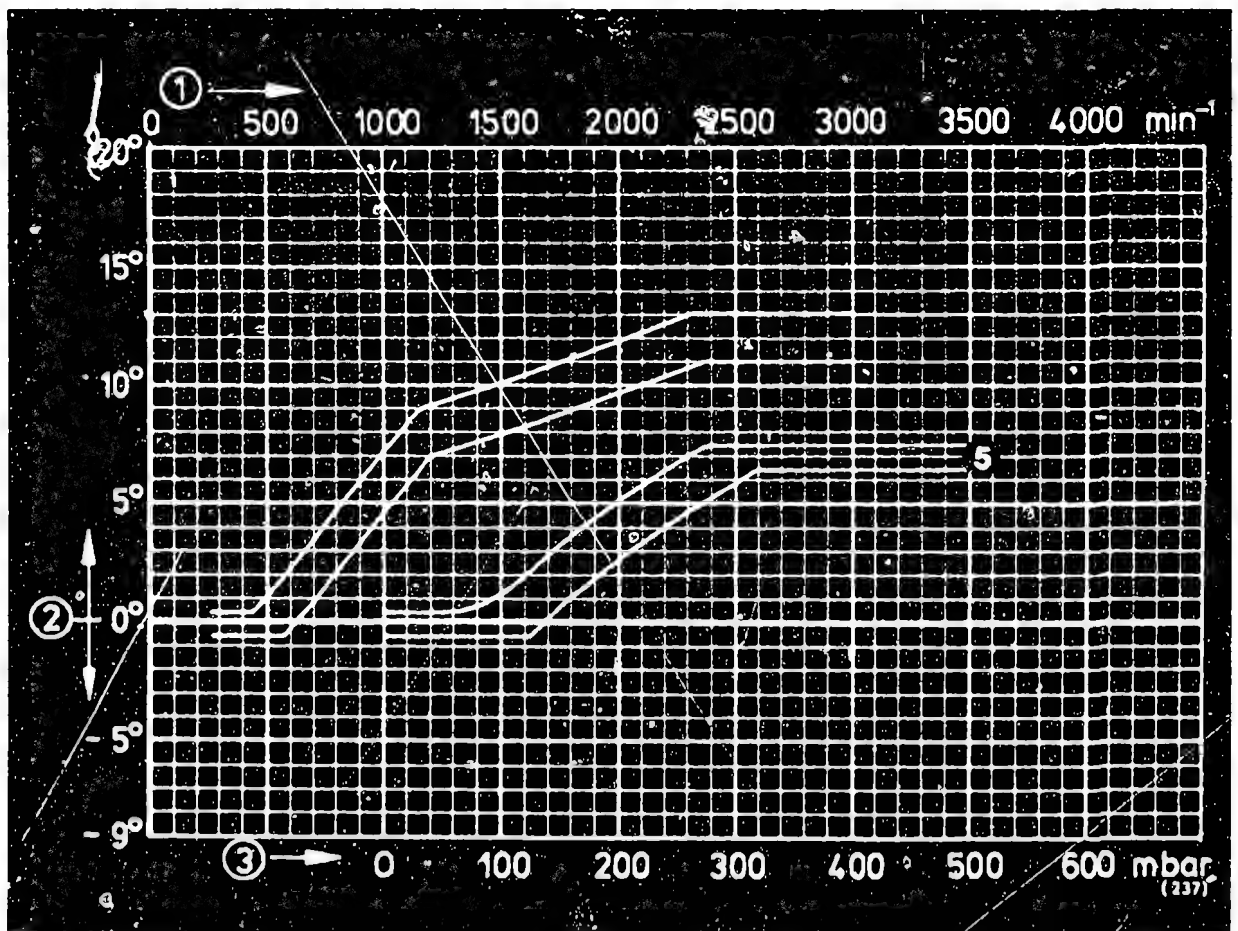
ZV-H  
 + 0,5° dist. shaft  
 3110 to 3300 min<sup>-1</sup>

Repair and test instructions: W-237/500

**N2**

Test specifications  
 Ignition distributors 0 237..





0 237 024 031/032

- 1 = Distributor-shaft speed
- 2 = Distributor-shaft advance
- 3 = Negative gauge pressure (vacuum)
- 5 = Negative gauge pressure (vacuum) advance

Test adapter KDZV 7202  
 Addition to tolerance range  
 Cut-out speed of limiter  
 FD (date of manufacture)

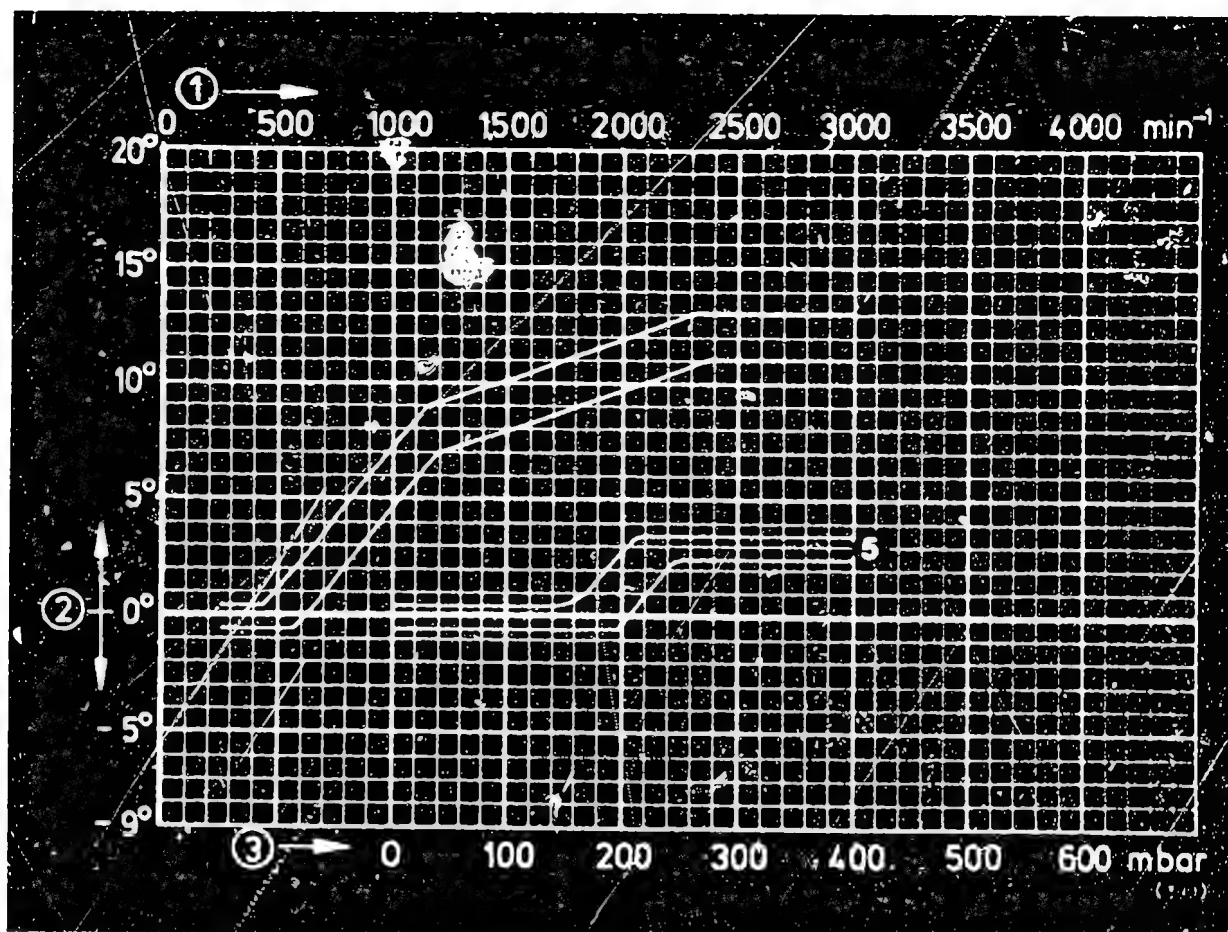
ZV-H  
 +  $0,5^\circ$  dist. shaft  
 3110 to 3300  $\text{min}^{-1}$   
 as of 243

Repair and test instructions: W-237/500

**N3**

Test specifications  
 Ignition distributors 0 237..





0 237 024 033/034

- 1 = Distributor-shaft speed
- 2 = Distributor-shaft advance
- 3 = Negative gauge pressure (vacuum)
- 5 = Negative gauge pressure (vacuum) advance

Test adapter KDZV 7202

ZV<sup>4</sup>H

Addition to tolerance range

$\pm 0,5^\circ$  dist. shaft

Cut-out speed of limiter

3110 to 3300  $\text{min}^{-1}$

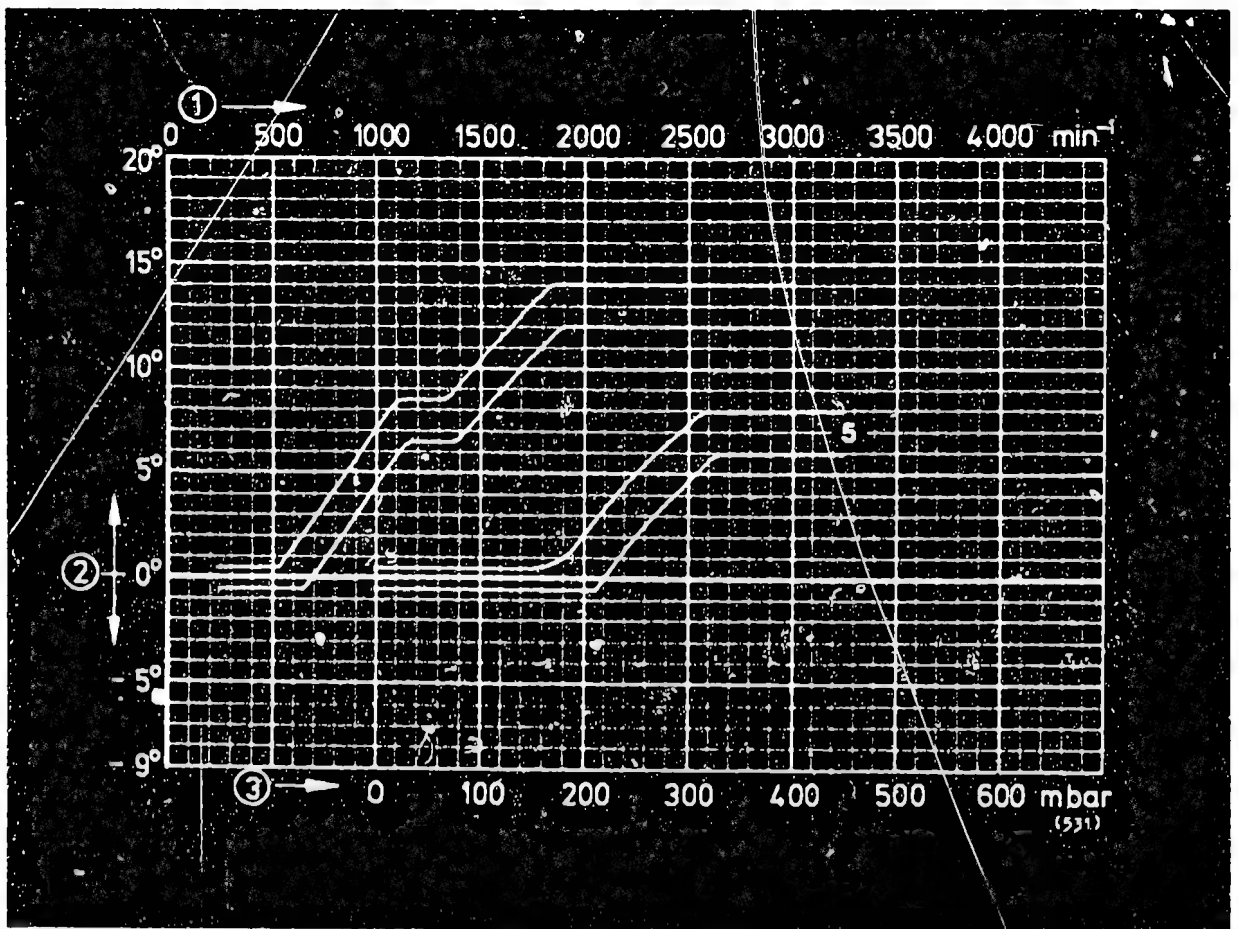
Repair and test instructions: W-237/500

**N4**

Test specifications

Ignition distributors 0 237..





0 237 024 035/036

- 1 = Distributor-shaft speed
- 2 = Distributor-shaft advance
- 3 = Negative gauge pressure (vacuum)
- 5 = Negative gauge pressure (vacuum) advance

Test adapter KDZV 7202

Addition to tolerance range

Cut-out speed of limiter

ZV-H

+ 0,5° dist. shaft

2640 to 2810 min<sup>-1</sup>

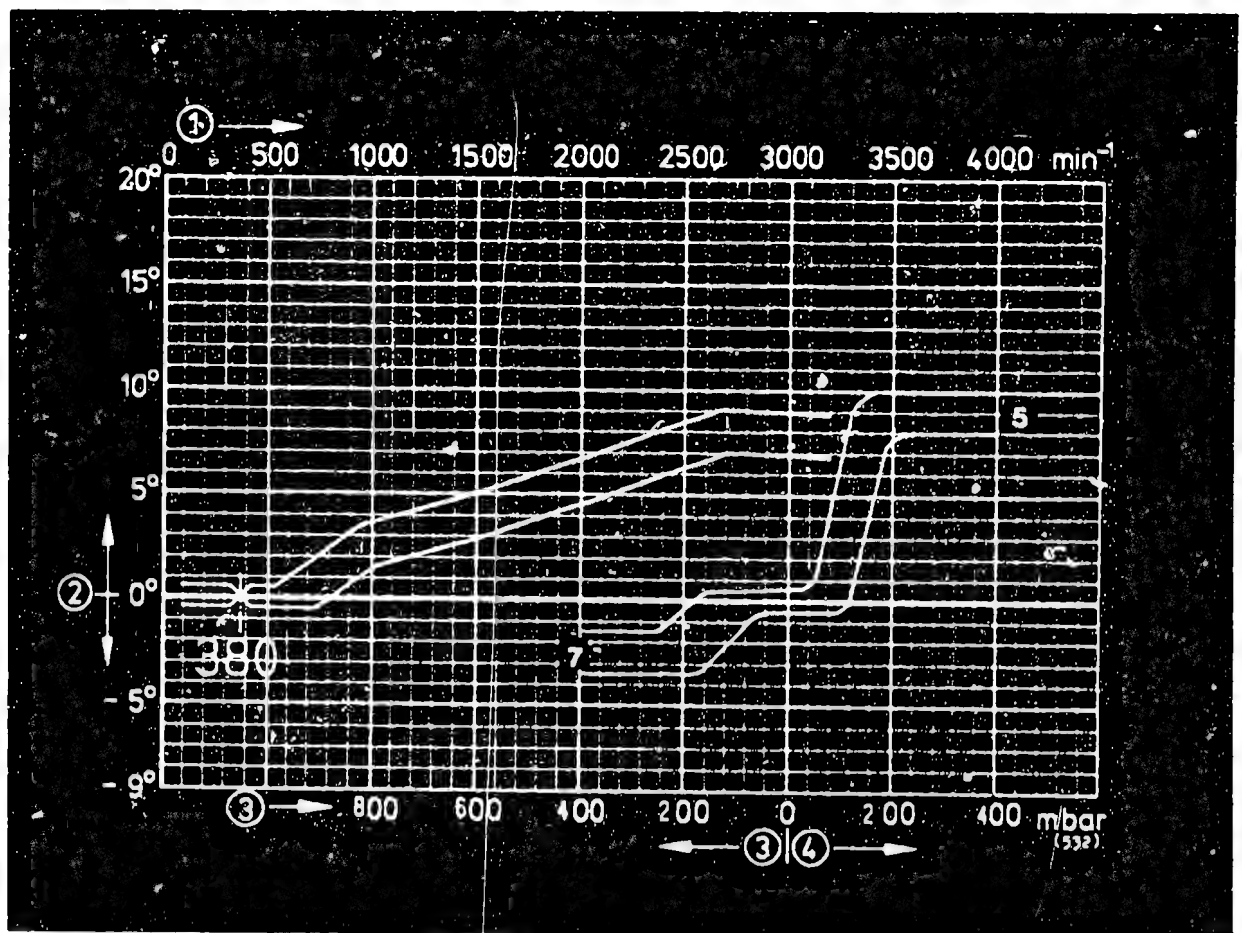
Repair and test instructions: W-237/500

**N5**

Test specifications

Ignition distributors 0 237..





0 237 026 012

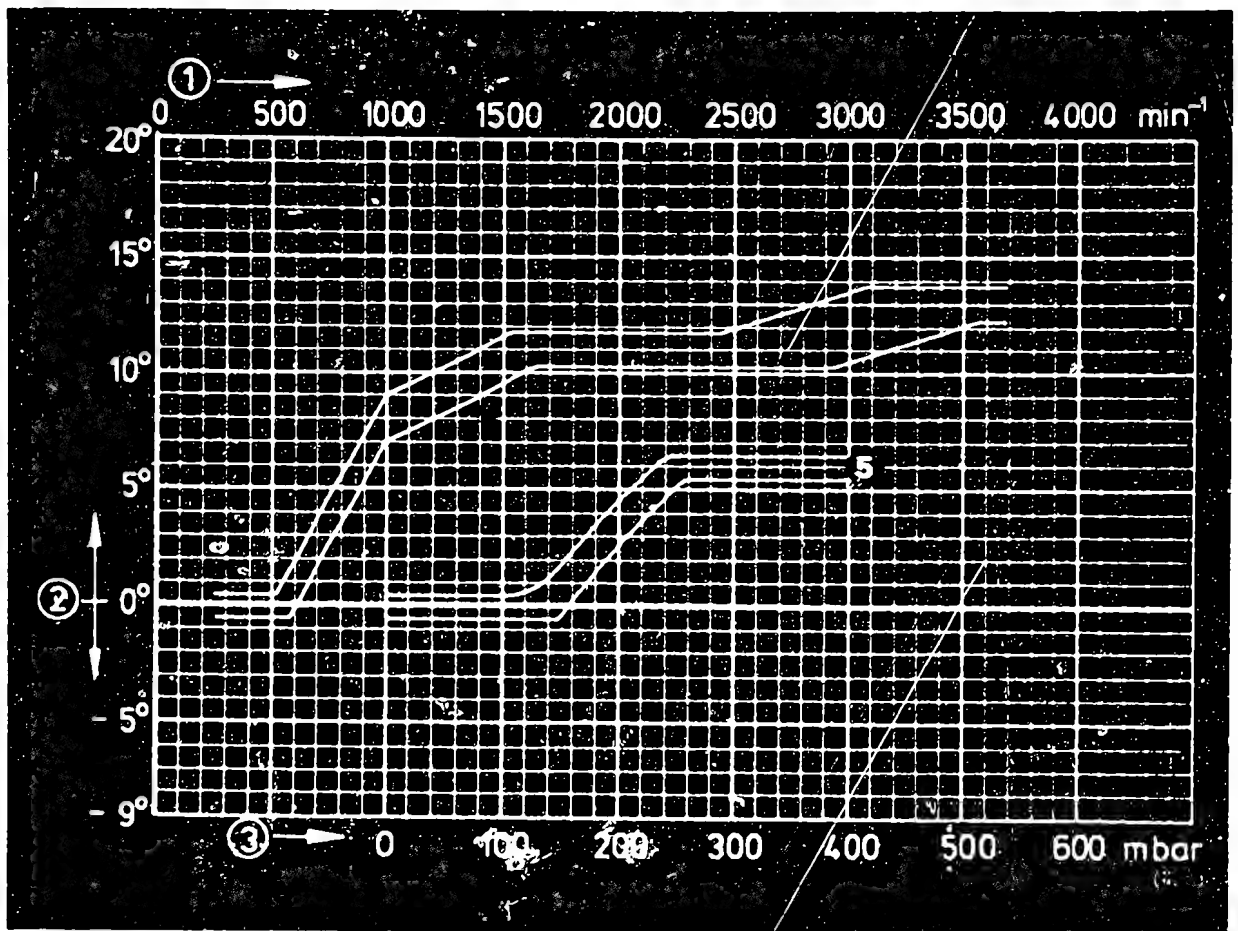
- 1 = Distributor-shaft speed
  - 2 = Distributor-shaft advance
  - 3 = Negative gauge pressure (vacuum)
  - 4 = Gauge pressure
  - 5 = Negative gauge pressure (vacuum) advance
  - 7 = Gauge pressure (advance/retard)
- Test adapter KDZV 7202                      ZV-H  
 Addition to tolerance range                + 0,5° dist. shaft

Repair and test instructions: W-237/500

**N6**

Test specifications  
 Ignition distributors 0 237..





0 237 030 013/014

- 1 = Distributor-shaft speed
- 2 = Distributor-shaft advance
- 3 = Negative gauge pressure (vacuum)
- 5 = Negative gauge pressure (vacuum) advance

Test adapter KDZV 7202

Addition to tolerance range

ZV-H

± 0,5° dist. shaft

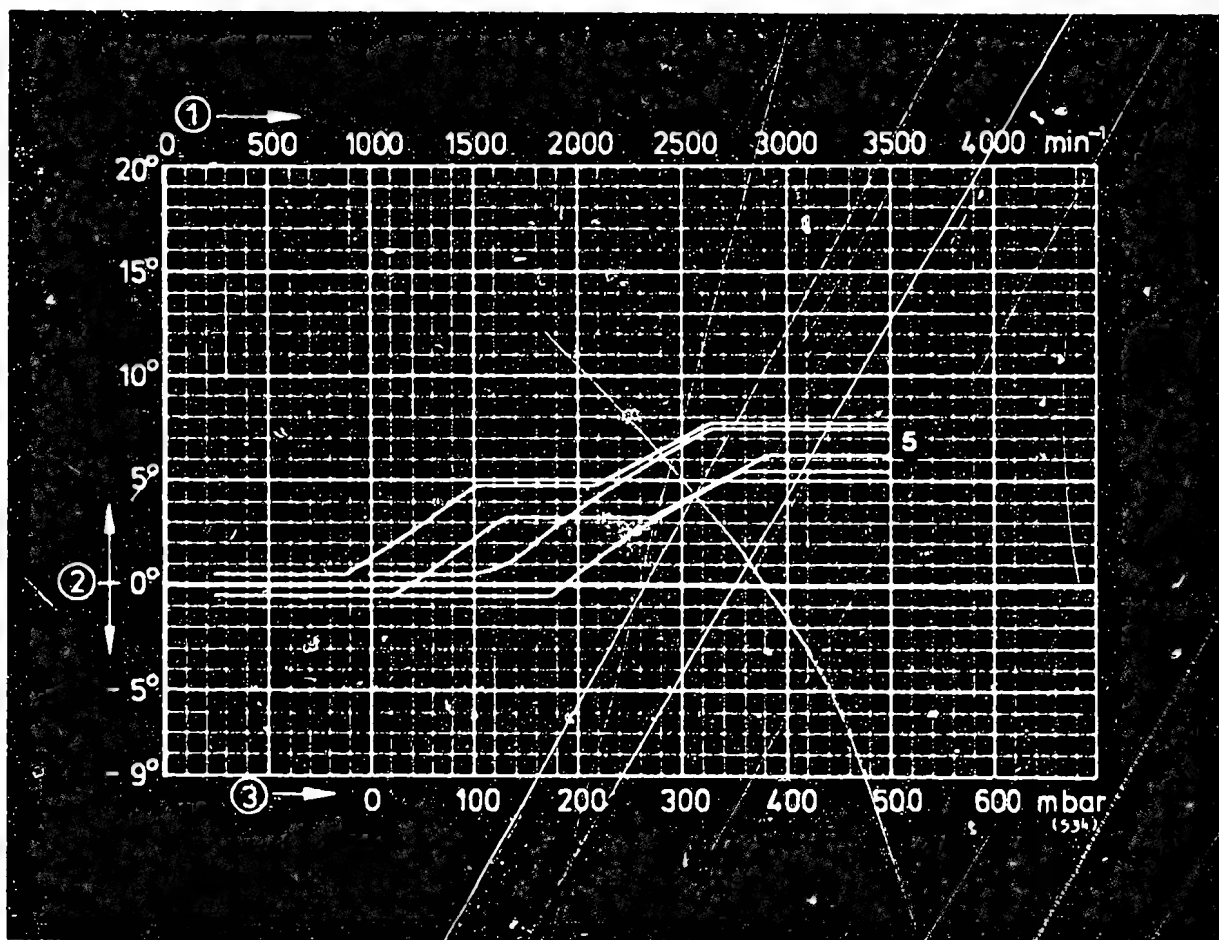
Repair and test instructions: W-237/500

**N7**

Test specifications

Ignition distributors 0 237..





0 237 031 023/024

- 1 = Distributor-shaft speed
- 2 = Distributor-shaft advance
- 3 = Negative gauge pressure (vacuum)
- 5 = Negative gauge pressure (vacuum) advance

Test adapter KDZV 7202

Addition to tolerance range

Cut-out speed of limiter

ZV-H

$\pm 0,5^\circ$  dist. shaft

3280 to 3480  $\text{min}^{-1}$

Repair and test instructions: W-237/500

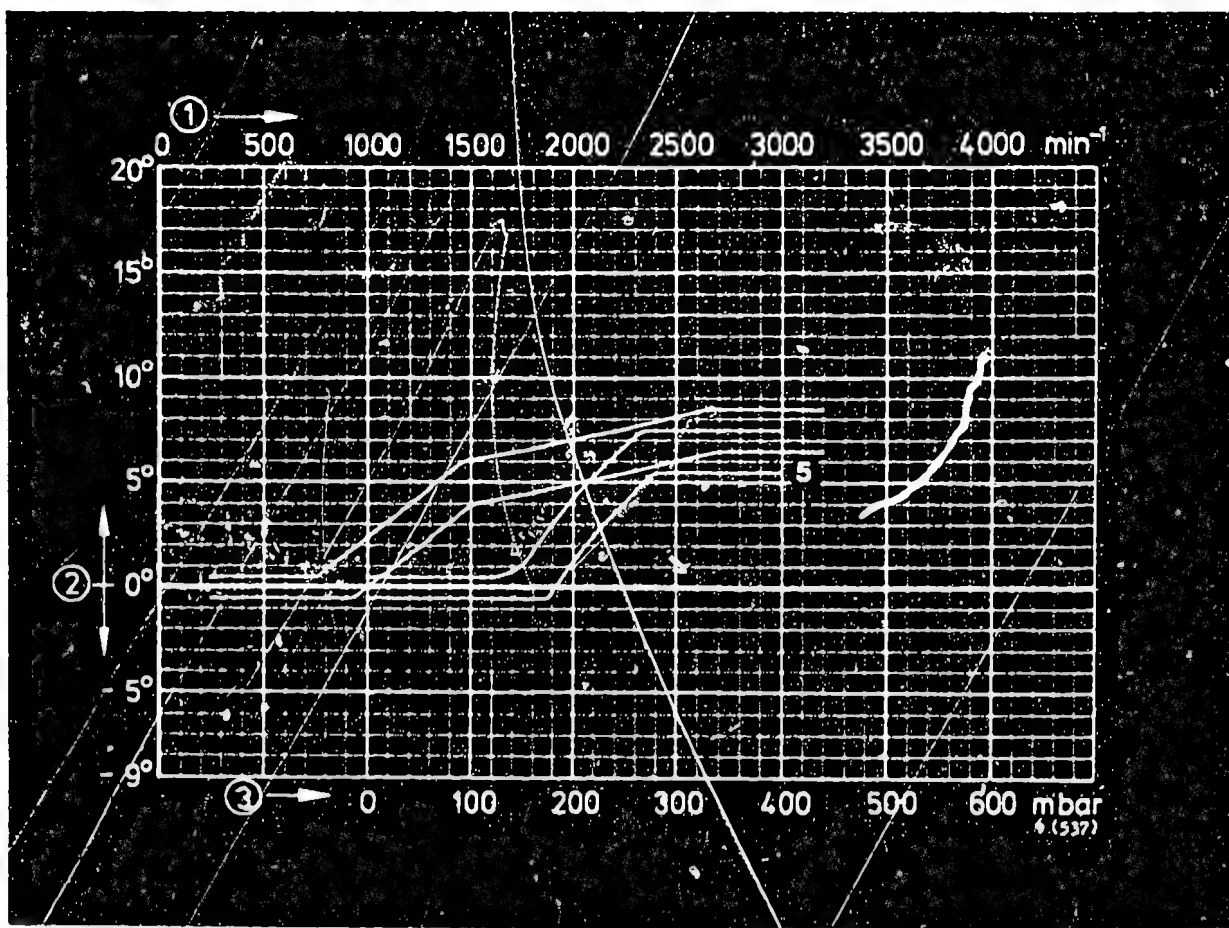
**N8**

Test specifications

Ignition distributors 0 237..







0 237 037 001/002

- 1 = Distributor-shaft speed
- 2 = Distributor-shaft advance
- 3 = Negative gauge pressure (vacuum)
- 5 = Negative gauge pressure (vacuum) advance

Test adapter KDZV 7202

Addition to tolerance range

Cut-out speed of limiter

ZV-H

+ 0,5° dist. shaft

3330 to 3540 min<sup>-1</sup>

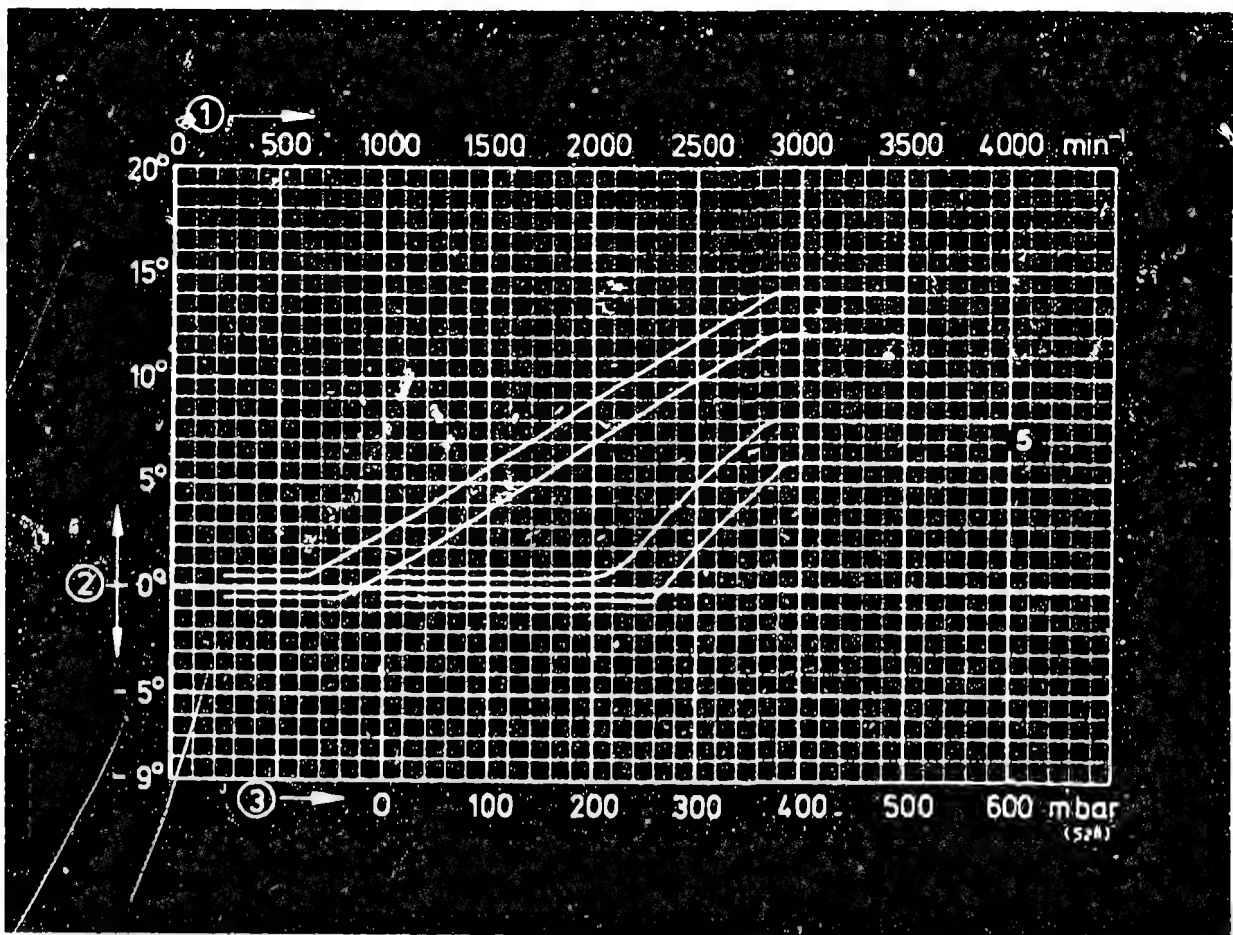
Repair and test instructions: W-237/500

**N9**

Test specifications

Ignition distributors 0 237..





0 237 037 003/004

- 1 = Distributor-shaft speed
- 2 = Distributor-shaft advance
- 3 = Negative gauge pressure (vacuum)
- 5 = Negative gauge pressure (vacuum) advance

Test adapter KDZV 7202

Addition to tolerance range

Cut-out speed of limiter

ZV-H

+ 0,5° dist. shaft

3330 to 3540 min<sup>-1</sup>

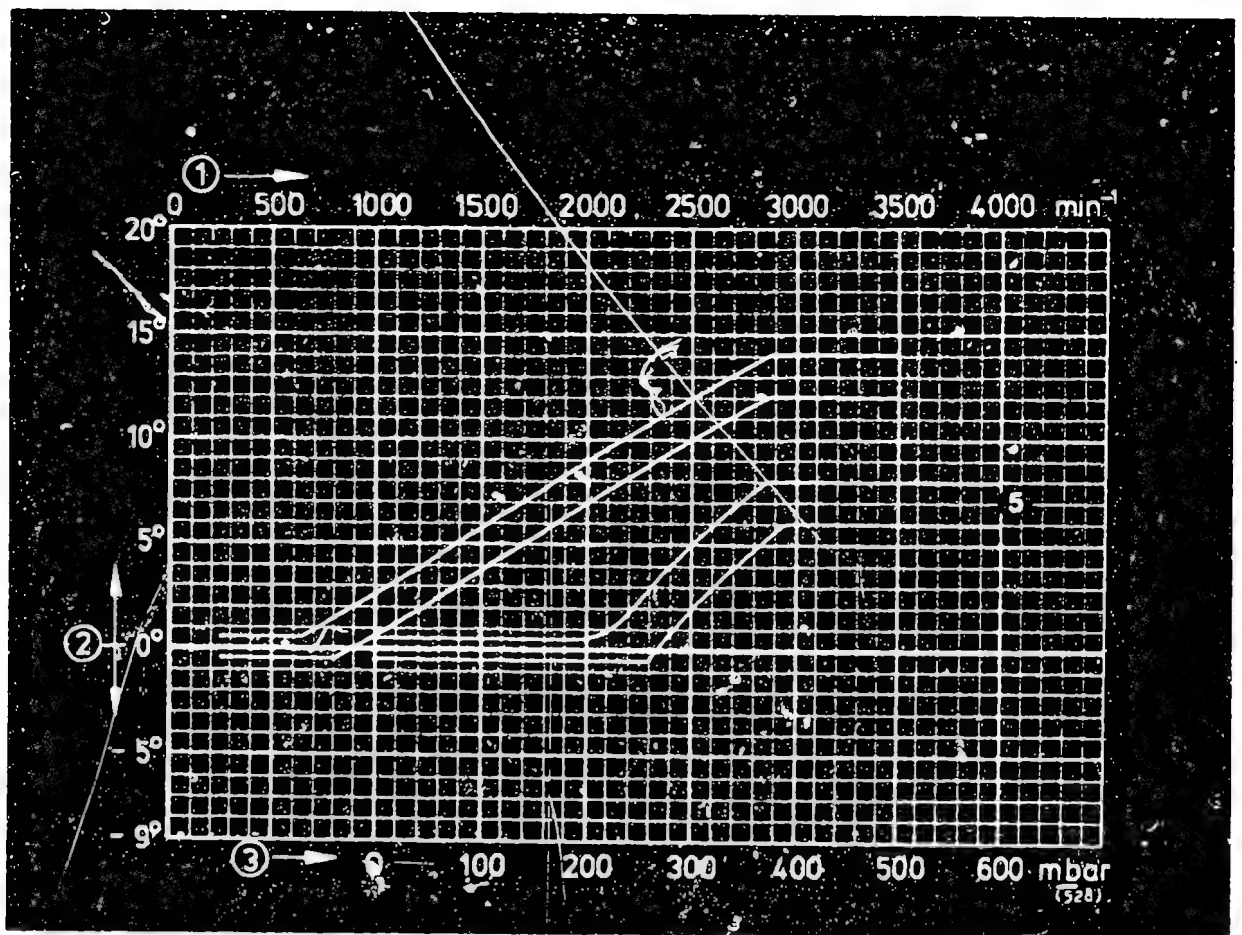
Repair and test instructions: W-237/500

**N10**

Test specifications

Ignition distributors 0 237..





0 237 037 005/006

- 1 = Distributor-shaft speed
- 2 = Distributor-shaft advance
- 3 = Negative gauge pressure (vacuum)
- 5 = Negative gauge pressure (vacuum) advance

Test adapter KDZV 7202

Addition to tolerance range

Cut-out speed of limiter

ZV-H

+ 0,5° dist. shaft

3330 to 3540 min<sup>-1</sup>

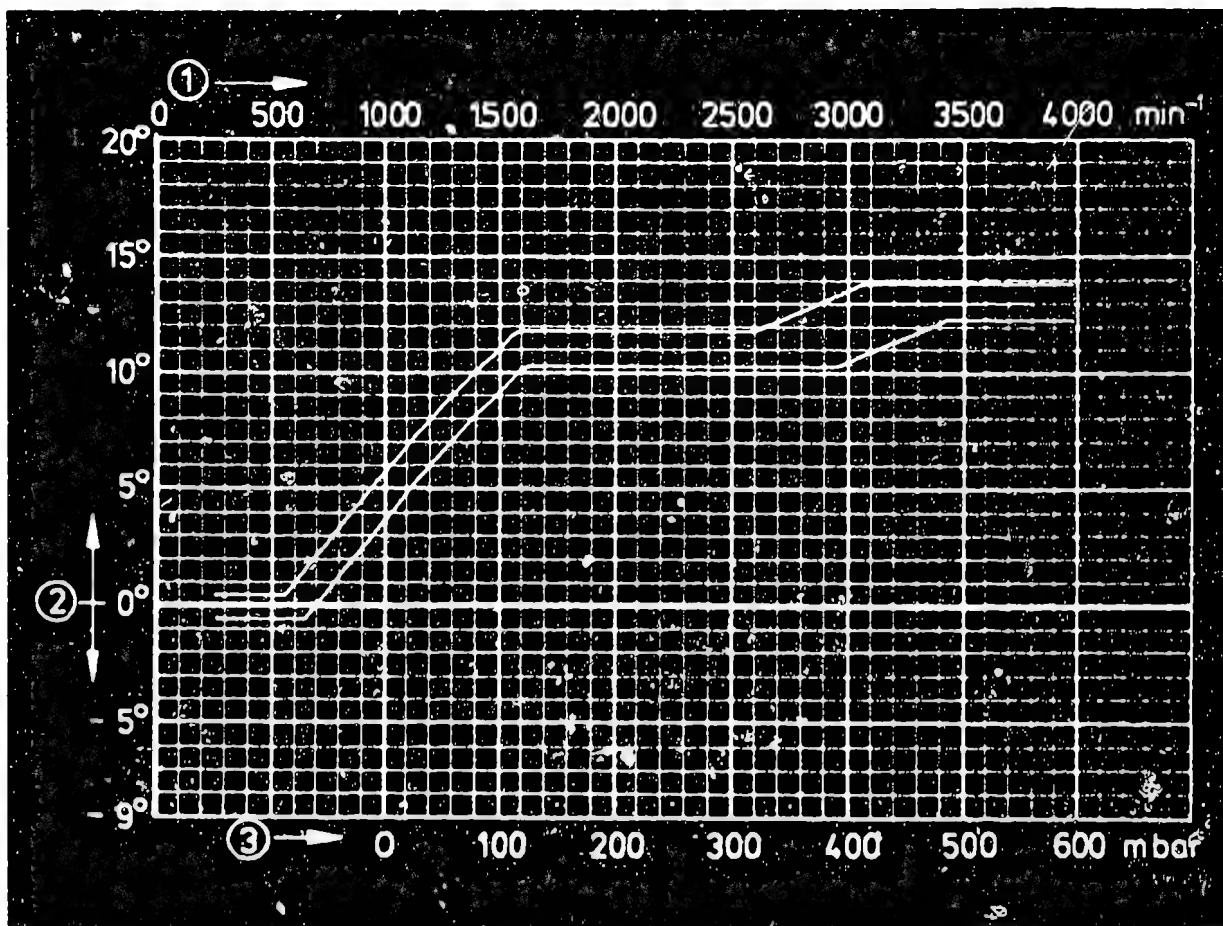
Repair and test instructions: W-237/500

**N11**

Test specifications

Ignition distributors 0 237..





0 237 038 001/002

- 1 = Distributor-shaft speed
- 2 = Distributor-shaft advance
- 3 = Negative gauge pressure (vacuum)

Test adapter KDZV 7202  
 Addition to tolerance range

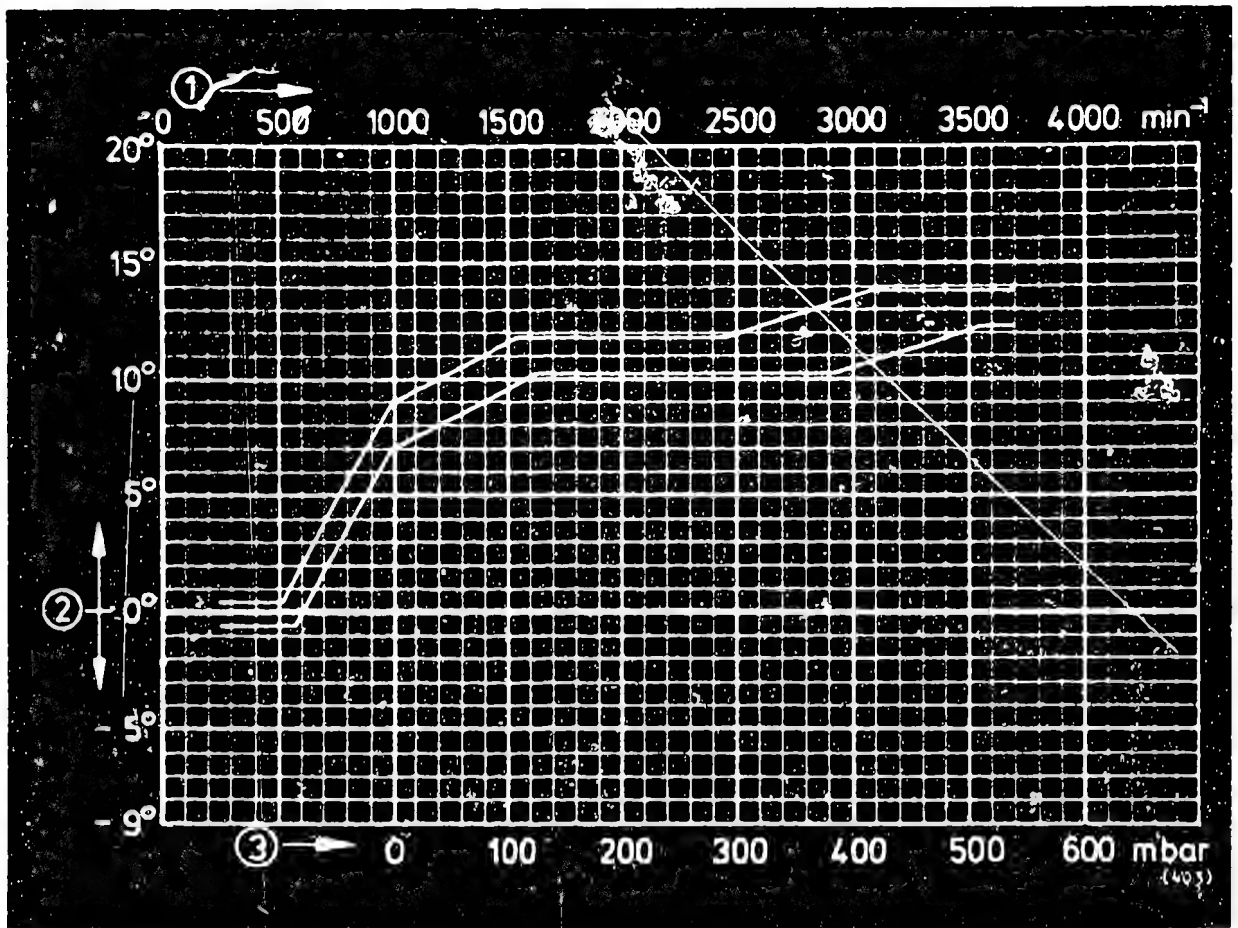
ZV-H  
 $\pm 0,5^\circ$  dist. shaft

Repair and test instructions: W-237/500

**N12**

Test specifications  
 Ignition distributors 0 237..





0 237 038 003/004

- 1 = Distributor-shaft speed
- 2 = Distributor-shaft advance
- 3 = Negative gauge pressure (vacuum)

Test adapter KDZV 7202  
 Addition to tolerance range

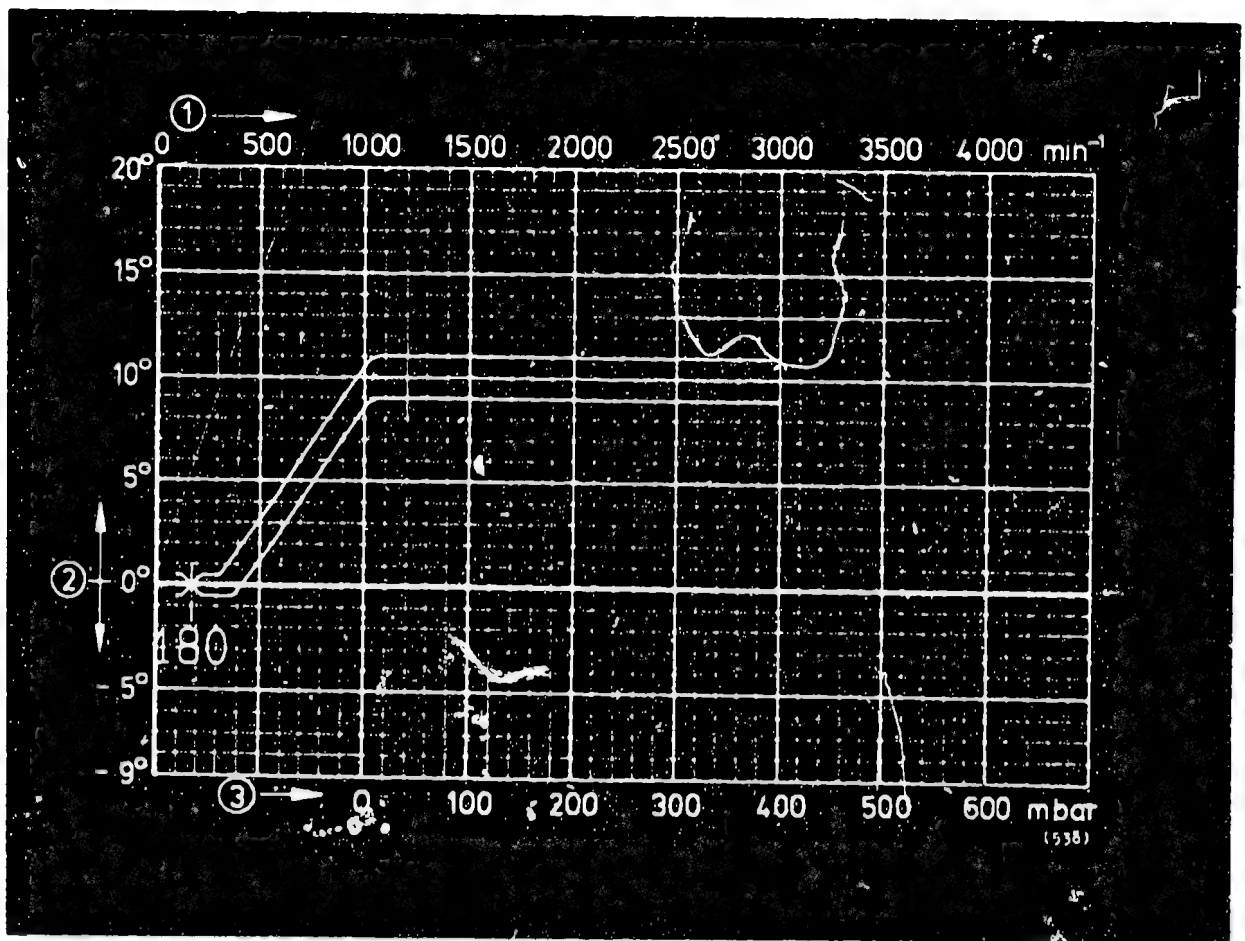
ZV-H  
 + 0,5° dist. shaft  
 -

Repair and test instructions: W-237/500

**N13**

Test specifications  
 Ignition distributors 0 237..





0 237 503 003/004

- 1 = Distributor-shaft speed
- 2 = Distributor-shaft advance
- 3 = Negative gauge pressure (vacuum)

Test adapter KDZV 7202  
 Resistance of magnetic-pulse  
 generator  
 Air gap min.  
 Addition to tolerance range

ZV-I  
 900 ... 1300  $\Omega$   
 0,25 mm  
 + 0,5° dist. shaft

Repair and test instructions: W-237/503

**N14**

Test specifications  
 Ignition distributors 0 237..



# TABLE OF CONTENTS

<u>Section</u>	<u>Coordinates</u>
Structure of microfiche .....	A 1
1. Special features .....	A 2
2. General information .....	A 2
3. Test specifications	

<u>Ignition distributor part numbers</u>	<u>FD</u>	<u>Coordinates</u>
0 237 001 007		A 3
002 041		A 4
057		A 5
065		G 24
070		A 6
073		H 1
075		H 2
076		H 3
078		H 4
080		A 7
081		F 19
082		F 20
083		F 21
084/085		A 8
086		F 22
087		F 23
088		F 24
089	→342	H 5
089	343→441	H 6
089	442→	H 7
094/095		H 8
107/108		L 14
110		L 15
111		L 16
113		L 17
114		L 18
115		L 19
117		L 20
118/119		L 21
122		L 22



Table of contents (continuation)

Ignition distributor part numbers	FD	Coordinates
0 237 003 001	628→	A 9
008	→729	A 10
035		A 11
036		H 9
040		L 23
041		L 24
042		M 1
043		M 2
005 008		A 12
011		H 10
006 005/006	→821	H 11
009		A 13
007 001	→727	A 14
008 001/002	→821	H 12
009 001		A 15
002		A 16
006		A 17
009		H 13
010		H 14
011		H 15
012		H 16
013	→246	A 18
013	247→	A 19
015		C 1
016		C 2
017		C 3
018		C 4
019		C 5
020		C 6
022		C 7
023		C 8
024		H 17
025		C 9
031		M 3
033		H 18





Table of contents (continuation)

Ignition distributor part numbers	FD	Coordinates
0 237 009 034		H 19
037		M 4
039		M 5
040		M 6
041		M 7
042		M 8
043		M 9
044		M 10
045		M 11
046		M 12
049		M 13
011 006		A 20
016 005/006		A 21
020 029		A 22
050		A 23
054		H 20
055		A 24
056		B 1
058		B 2
059		B 3
061		B 4
062/063	→242	B 5
062/063	243→	B 6
064		B 7
065		B 8
066		H 21
067/068		B 9
069/070		B 10
071/072		B 11
073/074		B 12
075		H 22
076		H 23
081/082		H 24
083/084		J 1
085/086		J 2
087/088		J 3
089/090		J 4



Table of contents (continuation)

Ignition distributor part numbers	FD	Coordinates
0 237 020 091/092		J 5
093/094		J 6
095/096		J 7
097/098		J 8
099/100		J 9
101		J 10
103/104		J 11
105/106		J 12
109/110		J 13
117/118	243→	M 14
131/132		M 15
133/134		M 16
135/136		M 17
021 011		B 13
016		J 14
019		C 10
024		J 15
031		M 18
034/035		M 19
040		M 20
041/042		M 21
043/044		M 22
022 025/026		B 14
027		B 15
028/029	→245	B 16
028/029	246→	B 17
030		C 11
031		J 16
035/036		J 17
037/038		J 18
039/040	246→	J 19
043/044		J 20
023 007/008		B 18
013/014	→246	B 19
013/014	247→	B 20
017/018		C 12
023		M 23



Table of contents (continuation)

Ignition distributor part numbers	FD	Coordinates
0 237 024 003/004	→245	B 21
003,004	246→	B 22
005/006		B 23
007/008	246→	J 21
009/010		J 22
022 /023	243→	M 24
027/028		N 1
029/030		N 2
031/032	243→	N 3
033/034		N 4
035/036		N 5
025 025/026		B 24
027/028		C 1
026 004		C 2
005		C 3
006		C 4
007		C 5
012		N 6
027 017/018		C 6
019/020		C 7
021/022		C 7
023/024		J 23
029 001		C 8
030 003/004		C 9
005/006		G 13
013/014		N 7
031 001/002		C 10
003/004		C 11
005/006		C 12
007/008		C 13
011/012		J 24
013/014		K 1
023/024		N 8
034 001/002		C 14
003/004		C 15
005/006		K 2



Table of contents (continuation)

Ignition distributor part numbers	FD	Coordinates
0 237 034 007/008		K 3
035 001		G 14
037 001/002		N 9
003/004		N 10
005/006		N 11
038 001/002		N 12
003/004		N 13
301 004		C 16
005		C 17
007		C 18
009		C 19
015		K 4
016		K 5
302 002		C 20
003	→725	K 6
009		C 21
021		C 22
028		K 7
029		K 8
030		C 23
031		C 24
032		D 1
033		G 15
034		D 2
035		G 16
036		G 17
037		G 18
038		G 19
039		K 9
040		K 10
041		K 11
042		K 12
043		K 13
044		K 14
303 003		D 3
003	724→	K 15



Table of contents (continuation)

Ignition distributor part numbers	FD	Coordinates
0 237 304 001		D 4
009		D 5
016		D 6
021/022		D 7
023		K 16
306 001		D 8
013		D 9
042		D 10
043		D 11
048	→245	D 12
048	246→	D 13
049		K 17
050		K 18
051		D 14
052		K 19
054		D 15
055		K 20
057		K 21
058		K 22
060		K 23
061		K 24
062		L 1
063		L 2
320 001		G 20
322 001		G 21
401 010/011	→245	D 16
010/011	246→	D 17
012/013		D 18
018		D 19
019		G 22
402 010		D 20
010	→724	L 3
011		D 21
012		D 22
013		D 23
014		D 24
015		E 1



Table of contents (continuation)

Ignition distributor part numbers	FD	Coordinates
0 237 402 017		E 2
019		E 3
020		E 4
021		E 5
022		E 6
023		E 7
024		E 8
025		E 9
030		L 4
404 002		E 10
003		E 11
004		E 12
006		E 13
007		E 14
008		E 15
013		E 16
405 001		E 17
002		E 18
006		E 19
008		E 20
010		E 21
011		E 22
012/013		E 23
014/015		E 24
016/017		F 1
020		F 2
021/022		F 3
024/025		F 4
028/029		L 5
406 001		F 5
002		F 6
003		F 7
004		F 8
004	→823	L 6
006		F 9
407 001		F 10
503 001		L 7



Table of contents (continuation)

Ignition distributor part numbers	FD	Coordinates
0 237 503 003/004		N 14
504 001		L 8
002		L 9
005		L 10
507 001		L 11
600 003/004		F 11
006		F 12
007/008		F 13
009/010		F 14
013		F 15
014		F 16
015		F 17
050/051		F 18
052		G 23
53		L 12
054		L 13

© 1989 Robert Bosch GmbH  
 Automotive Equipment - After-Sales Service  
 Department for Technical Publications KH/VDT,  
 Postfach 50, D-7000 Stuttgart 1

Published by: After-Sales Service Department for  
 Training and Technology (KH/VSK). Press date: 4.1989  
 Please direct questions and comments concerning the  
 contents to our authorized representative in your  
 country.

This publication is only for the use of the Bosch  
 After-Sales Service Organization, and may not be  
 passed on to third parties without our consent.

Microfilmed in the Federal Republic of Germany. Micro-  
 photographié en République Fédérale d'Allemagne.

